



Brighton Gardens of Edison

**Title XVIII Medicare Cost Report
Provider Number: 31-5351**

Year Ended 12/31/2025

THIS REPORT IS REQUIRED BY LAW (42 USC 1395g; 42 CFR 413.20(b)). FAILURE TO REPORT CAN RESULT IN ALL INTERIM PAYMENTS MADE SINCE THE BEGINNING OF THE COST REPORTING PERIOD BEING DEEMED OVERPAYMENTS (42 USC 1395g).		FORM APPROVED OMB NO. 0938-0463 EXPIRES: 07/31/2027	
Brighton Gardens of Edison	Period:	Run Date Time:	5/11/2026 1:29
Provider CCN: 31-5351	From: 01/01/2025	MCRIF32	2540-24
	To: 12/31/2025	Version:	2.7.181.0

**SKILLED NURSING FACILITY AND SKILLED NURSING FACILITY HEALTHCARE
COMPLEX COST REPORT STATUS, CERTIFICATION, AND SETTLEMENT SUMMARY**

**Worksheet S
Parts I, II & III**

PART I - COST REPORT STATUS	1	2	3	4
1 ELECTRONICALLY PREPARED	Y	5/11/2026	1:29 pm	1
2 MANUALLY PREPARED				2
3 IF AMENDED, NUMBER OF TIMES AMENDED	0			3
4 MEDICARE UTILIZATION	F			4
5 CONTRACTOR: HCRIS STATUS CODE	1			5
6 CONTRACTOR: COST REPORT RECEIVED DATE				6
7 CONTRACTOR: CONTRACTOR NUMBER				7
8 CONTRACTOR: INITIAL COST REPORT FOR THIS CCN				8
9 CONTRACTOR: FINAL COST REPORT FOR THIS CCN				9
10 CONTRACTOR: NPR DATE				10
11 CONTRACTOR: ADR SOFTWARE VENDOR CODE	4			11
12 CONTRACTOR: REOPENING NUMBER	0			12

PART II - CERTIFICATION OF CHIEF FINANCIAL OFFICER OR ADMINISTRATOR

MISREPRESENTATION OR FALSIFICATION OF ANY INFORMATION CONTAINED IN THIS COST REPORT MAY BE PUNISHABLE BY CRIMINAL, CIVIL AND ADMINISTRATIVE ACTION, FINE AND/OR IMPRISONMENT UNDER FEDERAL LAW. FURTHERMORE, IF SERVICES IDENTIFIED IN THIS REPORT WERE PROVIDED OR PROCURED THROUGH THE PAYMENT DIRECTLY OR INDIRECTLY OF A KICKBACK OR WERE OTHERWISE ILLEGAL, CRIMINAL, CIVIL AND ADMINISTRATIVE ACTION, FINES AND/OR IMPRISONMENT MAY RESULT.

I HEREBY CERTIFY THAT I HAVE READ THE ABOVE CERTIFICATION STATEMENT AND THAT I HAVE EXAMINED THE ACCOMPANYING ELECTRONICALLY FILED OR MANUALLY SUBMITTED COST REPORT AND THE BALANCE SHEET AND STATEMENT OF REVENUE AND EXPENSES PREPARED BY Brighton Gardens of Edison, 31-5351 {PROVIDER NAME(S) AND PROVIDER CCN(S)} FOR THE COST REPORTING PERIOD BEGINNING 01/01/2025 AND ENDING 12/31/2025 AND THAT TO THE BEST OF MY KNOWLEDGE AND BELIEF, THIS REPORT AND STATEMENT ARE TRUE, CORRECT, COMPLETE AND PREPARED FROM THE BOOKS AND RECORDS OF THE PROVIDER IN ACCORDANCE WITH APPLICABLE INSTRUCTIONS, EXCEPT AS NOTED. I FURTHER CERTIFY THAT I AM FAMILIAR WITH THE LAWS AND REGULATIONS REGARDING THE PROVISION OF HEALTH CARE SERVICES, AND THAT THE SERVICES IDENTIFIED IN THIS COST REPORT WERE PROVIDED IN COMPLIANCE WITH SUCH LAWS AND REGULATIONS.

SIGNATURE OF CHIEF FINANCIAL OFFICER OR ADMINISTRATOR	CHECKBOX	ELECTRONIC SIGNATURE STATEMENT	4
1	2		
<i>Patti Royal</i>	X	I HAVE READ AND AGREE WITH THE ABOVE CERTIFICATION STATEMENT. I CERTIFY THAT I INTEND MY ELECTRONIC SIGNATURE ON THIS CERTIFICATION TO BE THE LEGALLY BINDING EQUIVALENT OF MY ORIGINAL SIGNATURE.	1
2 Signatory Printed Name	Patti Royal		2
3 Signatory Title	VP Accounting		3
4 Signature Date	05/14/2026		4

PART III - SETTLEMENT SUMMARY

		Title XVIII				
		Title V	Part A	Part B	Title XIX	
		1.00	2.00	3.00	4.00	
1.00	SNF	0	11,962	0	0	1.00
2.00	NF	0			0	2.00
3.00	ICF/IID				0	3.00
4.00	SNF-BASED HHA I	0		0	0	4.00
100.00	TOTAL	0	11,962	0	0	100.00

ECR Encryption Information

ECR: Date: 5/11/2026 Time: 1:29 pm
 Try4vbRmXnLOxYibpYiLFErjav0J0
 1YjtY0fMGadr4Gd34SsBYP8n1yn4uV
 E1iP0ifBxm0HjeCi

ACCORDING TO THE PAPERWORK REDUCTION ACT OF 1995, NO PERSONS ARE REQUIRED TO RESPOND TO A COLLECTION OF INFORMATION UNLESS IT DISPLAYS A VALID OMB CONTROL NUMBER. THE OMB CONTROL NUMBER FOR THIS INFORMATION COLLECTION IS 0938-0463. THE TIME REQUIRED TO COMPLETE THIS INFORMATION COLLECTION IS ESTIMATED TO AVERAGE 202 HOURS PER RESPONSE, INCLUDING THE TIME TO REVIEW INSTRUCTIONS, SEARCH EXISTING DATA RESOURCES, GATHER THE DATA NEEDED, AND COMPLETE AND REVIEW THE INFORMATION COLLECTION. IF YOU HAVE ANY COMMENTS CONCERNING THE ACCURACY OF THE TIME ESTIMATE(S) OR SUGGESTIONS FOR IMPROVING THIS FORM, PLEASE WRITE TO: CMS, 7500 SECURITY BOULEVARD, ATTN: PRA REPORTS CLEARANCE OFFICER, MAIL STOP C4-26-05, BALTIMORE, MD 21244-1850. PLEASE DO NOT SEND APPLICATIONS, CLAIMS, PAYMENTS, MEDICAL RECORDS, OR ANY OTHER DOCUMENTS CONTAINING SENSITIVE INFORMATION TO THE PRA REPORTS CLEARANCE OFFICE. PLEASE NOTE THAT ANY CORRESPONDENCE NOT PERTAINING TO THE INFORMATION COLLECTION BURDEN APPROVED UNDER THE ASSOCIATED OMB CONTROL NUMBER LISTED ON THIS FORM WILL NOT BE REVIEWED, FORWARDED, OR RETAINED. IF YOU HAVE QUESTIONS OR CONCERNS REGARDING WHERE TO SUBMIT YOUR DOCUMENTS, CONTACT 1-800-MEDICARE.






Edison - Worksheet S (Signature Page)

Final Audit Report

2026-05-14

Created:	2026-05-13
By:	Jennifer Dunn (jennifer.dunn@sunriseseniorliving.com)
Status:	Signed
Transaction ID:	CBJCHBCAABAAU6T8_WKqVXwwaLK-ZLdUkpRF5ewSiIM

"Edison - Worksheet S (Signature Page)" History

-  Document created by Jennifer Dunn (jennifer.dunn@sunriseseniorliving.com)
2026-05-13 - 5:15:49 PM GMT
-  Document emailed to Patti Royal (patti.royal@sunriseseniorliving.com) for signature
2026-05-13 - 5:15:55 PM GMT
-  Email viewed by Patti Royal (patti.royal@sunriseseniorliving.com)
2026-05-14 - 4:25:01 PM GMT
-  Document e-signed by Patti Royal (patti.royal@sunriseseniorliving.com)
Signature Date: 2026-05-14 - 4:25:18 PM GMT - Time Source: server - Signature Appearance Selected: IMAGE
-  Agreement completed.
2026-05-14 - 4:25:18 PM GMT

THIS REPORT IS REQUIRED BY LAW (42 USC 1395g; 42 CFR 413.20(b)). FAILURE TO REPORT CAN RESULT IN ALL INTERIM PAYMENTS MADE SINCE THE BEGINNING OF THE COST REPORTING PERIOD BEING DEEMED OVERPAYMENTS (42 USC 1395g).		FORM APPROVED OMB NO. 0938-0463 EXPIRES: 07/31/2027	
Brighton Gardens of Edison Provider CCN: 31-5351	Period: From: 01/01/2025 To: 12/31/2025	Run Date Time: MCRIF32 Version:	5/11/2026 1:29 2540-24 2.7.181.0

**SKILLED NURSING FACILITY AND SKILLED NURSING FACILITY HEALTHCARE
COMPLEX COST REPORT STATUS, CERTIFICATION, AND SETTLEMENT SUMMARY**

**Worksheet S
Parts I, II & III**

PART I - COST REPORT STATUS	1	2	3	4
1 ELECTRONICALLY PREPARED	Y			1
2 MANUALLY PREPARED				2
3 IF AMENDED, NUMBER OF TIMES AMENDED	0			3
4 MEDICARE UTILIZATION	F			4
5 CONTRACTOR: HCRIS STATUS CODE	1			5
6 CONTRACTOR: COST REPORT RECEIVED DATE				6
7 CONTRACTOR: CONTRACTOR NUMBER				7
8 CONTRACTOR: INITIAL COST REPORT FOR THIS CCN				8
9 CONTRACTOR: FINAL COST REPORT FOR THIS CCN				9
10 CONTRACTOR: NPR DATE				10
11 CONTRACTOR: ADR SOFTWARE VENDOR CODE	4			11
12 CONTRACTOR: REOPENING NUMBER	0			12

PART II - CERTIFICATION OF CHIEF FINANCIAL OFFICER OR ADMINISTRATOR

MISREPRESENTATION OR FALSIFICATION OF ANY INFORMATION CONTAINED IN THIS COST REPORT MAY BE PUNISHABLE BY CRIMINAL, CIVIL AND ADMINISTRATIVE ACTION, FINE AND/OR IMPRISONMENT UNDER FEDERAL LAW. FURTHERMORE, IF SERVICES IDENTIFIED IN THIS REPORT WERE PROVIDED OR PROCURED THROUGH THE PAYMENT DIRECTLY OR INDIRECTLY OF A KICKBACK OR WERE OTHERWISE ILLEGAL, CRIMINAL, CIVIL AND ADMINISTRATIVE ACTION, FINES AND/OR IMPRISONMENT MAY RESULT.

I HEREBY CERTIFY THAT I HAVE READ THE ABOVE CERTIFICATION STATEMENT AND THAT I HAVE EXAMINED THE ACCOMPANYING ELECTRONICALLY FILED OR MANUALLY SUBMITTED COST REPORT AND THE BALANCE SHEET AND STATEMENT OF REVENUE AND EXPENSES PREPARED BY Brighton Gardens of Edison, 31-5351 {PROVIDER NAME(S) AND PROVIDER CCN(S)} FOR THE COST REPORTING PERIOD BEGINNING 01/01/2025 AND ENDING 12/31/2025 AND THAT TO THE BEST OF MY KNOWLEDGE AND BELIEF, THIS REPORT AND STATEMENT ARE TRUE, CORRECT, COMPLETE AND PREPARED FROM THE BOOKS AND RECORDS OF THE PROVIDER IN ACCORDANCE WITH APPLICABLE INSTRUCTIONS, EXCEPT AS NOTED. I FURTHER CERTIFY THAT I AM FAMILIAR WITH THE LAWS AND REGULATIONS REGARDING THE PROVISION OF HEALTH CARE SERVICES, AND THAT THE SERVICES IDENTIFIED IN THIS COST REPORT WERE PROVIDED IN COMPLIANCE WITH SUCH LAWS AND REGULATIONS.

	SIGNATURE OF CHIEF FINANCIAL OFFICER OR ADMINISTRATOR	CHECKBOX	ELECTRONIC SIGNATURE STATEMENT
	1	2	
1		<input type="checkbox"/>	I HAVE READ AND AGREE WITH THE ABOVE CERTIFICATION STATEMENT. I CERTIFY THAT I INTEND MY ELECTRONIC SIGNATURE ON THIS CERTIFICATION TO BE THE LEGALLY BINDING EQUIVALENT OF MY ORIGINAL SIGNATURE.
2	Signatory Printed Name		
3	Signatory Title		
4	Signature Date		

PART III - SETTLEMENT SUMMARY

Cost Center Description		Title XVIII				
		Title V	Part A	Part B	Title XIX	
		1.00	2.00	3.00	4.00	
1.00	SNF	0	11,962	0	0	1.00
2.00	NF	0			0	2.00
3.00	ICF/IID				0	3.00
4.00	SNF-BASED HHA I	0		0	0	4.00
100.00	TOTAL	0	11,962	0	0	100.00

ACCORDING TO THE PAPERWORK REDUCTION ACT OF 1995, NO PERSONS ARE REQUIRED TO RESPOND TO A COLLECTION OF INFORMATION UNLESS IT DISPLAYS A VALID OMB CONTROL NUMBER. THE OMB CONTROL NUMBER FOR THIS INFORMATION COLLECTION IS 0938-0463. THE TIME REQUIRED TO COMPLETE THIS INFORMATION COLLECTION IS ESTIMATED TO AVERAGE 202 HOURS PER RESPONSE, INCLUDING THE TIME TO REVIEW INSTRUCTIONS, SEARCH EXISTING DATA RESOURCES, GATHER THE DATA NEEDED, AND COMPLETE AND REVIEW THE INFORMATION COLLECTION. IF YOU HAVE ANY COMMENTS CONCERNING THE ACCURACY OF THE TIME ESTIMATE(S) OR SUGGESTIONS FOR IMPROVING THIS FORM, PLEASE WRITE TO: CMS, 7500 SECURITY BOULEVARD, ATTN: PRA REPORTS CLEARANCE OFFICER, MAIL STOP C4-26-05, BALTIMORE, MD 21244-1850. PLEASE DO NOT SEND APPLICATIONS, CLAIMS, PAYMENTS, MEDICAL RECORDS, OR ANY OTHER DOCUMENTS CONTAINING SENSITIVE INFORMATION TO THE PRA REPORTS CLEARANCE OFFICE. PLEASE NOTE THAT ANY CORRESPONDENCE NOT PERTAINING TO THE INFORMATION COLLECTION BURDEN APPROVED UNDER THE ASSOCIATED OMB CONTROL NUMBER LISTED ON THIS FORM WILL NOT BE REVIEWED, FORWARDED, OR RETAINED. IF YOU HAVE QUESTIONS OR CONCERNS REGARDING WHERE TO SUBMIT YOUR DOCUMENTS, CONTACT 1-800-MEDICARE.

Brighton Gardens of Edison	Period:	Run Date Time:	5/11/2026 1:29
Provider CCN: 31-5351	From: 01/01/2025	MCRIF32	2540-24
	To: 12/31/2025	Version:	2.7.181.0

IDENTIFICATION DATA

Worksheet S-2

SNF / SNF HEALTHCARE COMPLEX INFORMATION										
		STREET ADDRESS			P O BOX					
		1.00			2.00					
1.00	ADDRESS LINE 1	1801 Oak Tree Road								
		CITY	STATE	ZIP CODE	COUNTY					
		1.00	2.00	3.00	4.00					
2.00	ADDRESS LINE 2	Edison	NJ	08820	Middlesex					
COMPONENT TYPE		COMPONENT NAME			CCN	CBSA	RURAL OR URBAN	DATE CERTIFIED MEDICARE	DATE CERTIFIED MEDICAID	
	1.00	2.00			3.00	4.00	5.00	6.00	7.00	
3.00	SNF	Brighton Gardens of Edison			315351	29484	U	12/18/1995	12/18/1995	
4.00	NF									
5.00	ICF/IID									
6.00	SNF-BASED HHA									
7.00	SNF-BASED HOSPICE									
8.00	CORF									
8.10	OPT									
8.20	OOT									
8.30	OSP									
		FROM	TO							
		1.00	2.00							
9.00	COST REPORTING PERIOD	01/01/2025	12/31/2025							
		TOC CODE	SPECIFY OTHER							
		1.00	2.00							
10.00	TYPE OF CONTROL	4								
SNF ORGANIZATION AND OPERATION										
									1.00	
11.00	Is the SNF a distinct part SNF that meets the requirements set forth in 42 CFR section 483.5?								N	11.00
12.00	Is the SNF a composite distinct part SNF that meets the requirements set forth in 42 CFR 483.5?								N	12.00
		COMPONENT NAME	STREET ADDRESS	P O BOX	CITY	STATE	ZIP CODE			
		1.00	2.00	3.00	4.00	5.00	6.00			
13.00	Non-contiguous component locations						Y/N	DATE	V OR I	13.00
							1.00	2.00	3.00	
14.00	COLUMN 1: Did the SNF terminate participation in the Medicare Program? COLUMN 2: Termination date. COLUMN 3: Voluntary (V) or involuntary (I) termination.						N			14.00
15.00	COLUMN 1: Did the SNF change ownership (CHOW) immediately prior to the beginning of the cost reporting period? COLUMN 2: CHOW date.						N			15.00
							1.00	2.00		
16.00	COLUMN 1: Is the SNF part of a HO/CO as defined in CMS Pub. 15-1, chapter 21, §2150? COLUMN 2: Enter the number of HO/COs allocating costs to this SNF.						N	0		16.00
		HO/CO NAME	STREET ADDRESS	P O BOX	CITY	STATE	ZIP CODE	HO/CO CCN	HO/CO CONTRACTOR #	
		1.00	2.00	3.00	4.00	5.00	6.00	7.00	8.00	
17.00	HO/CO ALLOCATING TO SNF									17.00
									1.00	
18.00	Did the total number of available beds permanently maintained for lodging inpatients change from the prior cost reporting period?								N	18.00
19.00	Did this SNF operate a ventilator care unit?								N	19.00

Brighton Gardens of Edison	Period: From: 01/01/2025 To: 12/31/2025	Run Date Time: 5/11/2026 1:29 MCRIF32 Version: 2.7.181.0
Provider CCN: 31-5351		

IDENTIFICATION DATA

Worksheet S-2

SNF OWNED SERVICES						
		1.00	2.00			
20.00	COLUMN 1: Did the SNF and/or SNF-based HHA operate a Medicare approved laboratory with its own CLIA number or a CLIA certificate of waiver that meets the requirements in 42 CFR 493? COLUMN 2: Enter the CLIA ID number.	Y	31D0908930			20.00
21.00	Did the SNF operate a radiological department that meets the standards required of a hospital furnishing such services under the program at 42 CFR 482.26 or the standards to provide portable x-ray services?	N				21.00
22.00	COLUMN 1: Did this SNF operate an institutional based ambulance service? COLUMN 2: Enter the ambulance provider number.	N				22.00
23.00	Is this SNF involved in business transactions, including management contracts, with individuals or entities that are related to the provider or its officers, medical staff, management personnel, or members of the board of directors through ownership, control, or family and other similar relationships?		N			23.00
24.00	Indicate whether the provider is licensed in a State that certifies the provider as a SNF as described on line 3 above, regardless of the level of care given for Titles V and XIX patients. Enter Y or N.		N			24.00
PROFESSIONAL SERVICES PURCHASED BY THE SNF						
		1.00	2.00			
29.00	COLUMN 1: Did the SNF and/or its subproviders (if applicable) purchase professional services, e.g., legal, accounting, tax preparation, bookkeeping, payroll, and/or management/consulting services, from an unrelated organization? COLUMN 2: Were the majority of the expenses (i.e., greater than 50 percent of the total professional services expenses) for services purchased from unrelated organizations located outside of the SNF's local area labor market?	Y	Y			29.00
SNF-BASED HHA THERAPY COSTS						
		1.00				
31.00	Did the SNF-based HHA contract with outside suppliers for physical therapy services?	N				31.00
32.00	Did the SNF-based HHA contract with outside suppliers for occupational therapy services?	N				32.00
33.00	Did the SNF-based HHA contract with outside suppliers for speech therapy services?	N				33.00
MEDICAL MALPRACTICE COST						
		1.00	2.00	3.00		
34.00	Is the SNF legally required to carry malpractice insurance?	N				34.00
35.00	If line 34 is Y, is the malpractice policy a claims-made or occurrence policy? Enter 1 for claims-made, or enter 2 for occurrence based policy.					35.00
36.00	If line 34 is Y, enter the total amount of malpractice premiums paid in column 1, the total amount of paid losses in column 2, and the total amount of self-insurance paid in column 3.	0	0	0		36.00
37.00	Are malpractice premiums and paid losses reported in other than the A&G cost center?	N				37.00
LOWER OF COST OR CHARGE EXEMPTION						
		PART A	PART B			
40.00	Did the SNF qualify for an exemption from the application of the lower of costs or charges?	N	N			40.00
41.00	Did the SNF-based HHA qualify for an exemption from the application of the lower of costs or charges?	N	N			41.00
FINANCIAL STATEMENTS						
		1.00	2.00	3.00		
50.00	COLUMN 1: Were the financial statements prepared by a CPA? COLUMN 2: If column 1 is Y, enter "A" for audited, "C" for complied, or "R" for reviewed in column 2. COLUMN 3: If complete copy of the financial statements not submitted with cost report, enter date available.	N				50.00
51.00	Do total expenses and total revenues reported on the cost report differ from those on the filed financial statements? If "Y", submit a reconciliation.	N				51.00
BAD DEBTS						
		1.00				
52.00	Is the SNF seeking reimbursement for Medicare bad debts?	Y				52.00
53.00	If line 52 is Y, did the SNF change its bad debt collection policy during this cost reporting period?	N				53.00
54.00	If line 52 is Y, did the SNF waive patient deductibles and/or coinsurance?	N				54.00
PS&R REPORT DATA						
	Description	PART A Y/N	PART A DATE	PART B Y/N	PART B DATE	
	0	1.00	2.00	3.00	4.00	
55.00	Is this cost report prepared using only the PS&R? If either column 1 or 3 is Y, in columns 2 and 4 from the PS&R used to prepare this cost report, enter the 55 "Paid Claims Verified Current As Of" date, if present, or the paid-through date. (see instructions)	Y	03/02/2026	Y	03/02/2026	55.00
56.00	Is this cost report prepared using the PS&R for totals and the provider's records for allocation? If either column 1 or 3 is Y, in columns 2 and 4, enter the "Paid Claims Verified Current As Of" date, if present, or the paid-through date. (see instructions)	N		N		56.00
57.00	If line 55 or 56 is Y, were adjustments made to PS&R data for additional claims that have been billed, but are not included on the PS&R used to file this cost report?	N		N		57.00
58.00	If line 55 or 56 is Y, were adjustments made to PS&R data for corrections of other PS&R Report information?	N		N		58.00

Brighton Gardens of Edison	Period:	Run Date Time:	5/11/2026 1:29
Provider CCN: 31-5351	From: 01/01/2025	MCRIF32	2540-24
	To: 12/31/2025	Version:	2.7.181.0

IDENTIFICATION DATA

Worksheet S-2

PS&R REPORT DATA							
		Description	PART A Y/N	PART A DATE	PART B Y/N	PART B DATE	
		0	1.00	2.00	3.00	4.00	
59.00	If line 55 or 56 is Y, were adjustments made to PS&R data for other reasons? If Y, describe the other adjustment:		N		N		59.00
60.00	Is this cost report prepared using only the provider's records?		N		N		60.00

Brighton Gardens of Edison	Period:	Run Date Time:	5/11/2026 1:29
Provider CCN: 31-5351	From: 01/01/2025	MCRIF32	2540-24
	To: 12/31/2025	Version:	2.7.181.0

IDENTIFICATION DATA

Worksheet S-2

COST REPORT PREPARER CONTACT INFORMATION					
		FIRST NAME	LAST NAME	TITLE	
		1.00	2.00	3.00	
70.00	PREPARER	JON	UNROE	PARTNER	70.00
		NAME			
		1.00			
71.00	EMPLOYER	Forvis Mazars, LLP			71.00
		TELEPHONE NUMBER	EMAIL ADDRESS		
		1.00	2.00		
72.00	CONTACT INFORMATION	7134994617	jon.unroe@us.forvismazars.com		72.00

Brighton Gardens of Edison	Period:	Run Date Time:	5/11/2026 1:29
Provider CCN: 31-5351	From: 01/01/2025	MCRIF32	2540-24
	To: 12/31/2025	Version:	2.7.181.0

STATISTICAL DATA

**Worksheet S-3
Part I**

PART I - VISITS AND CENSUS DATA

		NUMBER OF BEDS	BED DAYS AVAILABLE	INPATIENT DAYS					DISCHARGES					
				TITLE V	TITLE XVIII	TITLE XIX	OTHER	TOTAL	TITLE V	TITLE XVIII	TITLE XIX	OTHER	TOTAL	
		1.00	2.00	3.00	4.00	5.00	6.00	7.00	8.00	9.00	10.00	11.00	12.00	
1.00	SNF - FFS	30	10,950	0	4,666	392	1,638	8,429	0	181	2	28	211	1.00
2.00	SNF - HMO			0	1,277	456			0	59	1	0	60	2.00
3.00	NF - FFS	0	0	0		0	0	0	0		0	0	0	3.00
4.00	NF - HMO			0		0			0		0	0	0	4.00
5.00	ICF/IID	0	0	0		0	0	0	0		0	0	0	5.00
6.00	HOSPICE	0	0	0	0	0	0	0	0	0	0	0	0	6.00
7.00	TOTAL	30	10,950	0	5,943	848	1,638	8,429	0	240	3	28	271	7.00

PART I - VISITS AND CENSUS DATA

		AVERAGE LENGTH OF STAY					ADMISSIONS					FTE		
		TITLE V	TITLE XVIII	TITLE XIX	OTHER	TOTAL	TITLE V	TITLE XVIII	TITLE XIX	OTHER	TOTAL	EMPLOYEE	NON-PAID	
		13.00	14.00	15.00	16.00	17.00	18.00	19.00	20.00	21.00	22.00	23.00	24.00	
1.00	SNF - FFS	0.00	25.78	196.00	58.50	39.95	0	200	0	6	206	22.86	0.00	1.00
2.00	SNF - HMO	0.00	21.64	456.00			0	65	1	0	66			2.00
3.00	NF - FFS	0.00		0.00	0.00	0.00	0		0	0	0	0.00	0.00	3.00
4.00	NF - HMO	0.00		0.00			0		0	0	0			4.00
5.00	ICF/IID	0.00		0.00	0.00	0.00	0		0	0	0	0.00	0.00	5.00
6.00	HOSPICE											0.00	0.00	6.00
7.00	TOTAL													7.00

Brighton Gardens of Edison	Period:	Run Date Time:	5/11/2026 1:29
Provider CCN: 31-5351	From: 01/01/2025	MCRIF32	2540-24
	To: 12/31/2025	Version:	2.7.181.0

STATISTICAL DATA

**Worksheet S-3
Part II**

PART II - SNF WAGE INDEX - DIRECT SALARIES								
		AMOUNT REPORTED	RECLASS-IFICATIONS	ADJUSTMENTS	TOTAL	PAID HOURS	AVERAGE HOURLY WAGE	
		1.00	2.00	3.00	4.00	5.00	6.00	
SALARIES								
1.00	TOTAL SALARY (SEE INSTRUCTIONS)	6,764,409	0	0	6,764,409	247,384.71	27.34	1.00
2.00	PHYSICIAN SALARIES-PART A	0	0	0	0	0.00	0.00	2.00
3.00	PHYSICIAN SALARIES-PART B	0	0	0	0	0.00	0.00	3.00
4.00	HOME OFFICE PERSONNEL	0	0	0	0	0.00	0.00	4.00
5.00	SUM OF LINES 2 THROUGH 4	0	0	0	0	0.00	0.00	5.00
6.00	REVISED WAGES (LINE 1 MINUS LINE 5)	6,764,409	0	0	6,764,409	247,384.71	27.34	6.00
7.00	HOME HEALTH AGENCY	0	0	0	0	0.00	0.00	7.00
8.00	HOSPICE	0	0	0	0	0.00	0.00	8.00
9.00	OTHER EXCLUDED AREAS	2,877,110	-67	0	2,877,043	110,205.24	26.11	9.00
10.00	SUBTOTAL EXCLUDED SALARY (SUM OF LINES 7 THROUGH 9)	2,877,110	-67	0	2,877,043	110,205.24	26.11	10.00
11.00	TOTAL ADJUSTED SALARIES (LINE 6 MINUS LINE 10)	3,887,299	67	0	3,887,366	137,179.47	28.34	11.00
OTHER WAGES AND RELATED COST								
12.00	CONTRACT LABOR: PATIENT RELATED & MGMT	0	0	0	0	0.00	0.00	12.00
13.00	CONTRACT LABOR: PHYSICIAN SERVICES-PART A	0	0	0	0	0.00	0.00	13.00
14.00	HOME OFFICE SALARIES AND WAGE RELATED COSTS	0	0	0	0	0.00	0.00	14.00
WAGE RELATED COSTS								
15.00	WAGE RELATED COSTS CORE (SEE PT.IV)	1,446,506	0	0	1,446,506			15.00
16.00	WAGE RELATED COSTS (EXCLUDED UNITS)	615,243	-25	0	615,218			16.00
17.00	PHYSICIANS PART A - WRC	0	0	0	0			17.00
18.00	PHYSICIANS PART B - WRC	0	0	0	0			18.00
19.00	TOTAL ADJUSTED WAGE RELATED COST (SEE INSTRUCTIONS)	831,263	25	0	831,288			19.00

Brighton Gardens of Edison	Period:	Run Date Time:	5/11/2026 1:29
Provider CCN: 31-5351	From: 01/01/2025	MCRIF32	2540-24
	To: 12/31/2025	Version:	2.7.181.0

STATISTICAL DATA

**Worksheet S-3
Part III**

PART III - SNF WAGE INDEX - OVERHEAD COST - DIRECT SALARIES

		WKST A LINE NUMBER	AMOUNT REPORTED	RECLASS OF SALARIES	ADJUSTED SALARIES	TOTAL	PAID HOURS	AVERAGE HOURLY WAGE	
		0	1.00	2.00	3.00	4.00	5.00	6.00	
1.00	EMPLOYEE BENEFITS DEPARTMENT	3.00	0	0	0	0	0.00	0.00	1.00
2.00	ADMINISTRATIVE AND GENERAL	4.00	470,742	142	0	470,884	12,975.25	36.29	2.00
3.00	PLANT OP, MAINT & REPAIRS	5.00	193,598	-2,553	0	191,045	5,806.84	32.90	3.00
4.00	LAUNDRY AND LINEN SERVICE	6.00	60,559	2,788	0	63,347	3,132.89	20.22	4.00
5.00	HOUSEKEEPING	7.00	215,449	-235	0	215,214	11,870.59	18.13	5.00
6.00	DIETARY	8.00	679,571	-75	0	679,496	32,810.01	20.71	6.00
7.00	NURSING ADMINISTRATION	9.00	0	445,679	0	445,679	10,611.40	42.00	7.00
8.00	CENTRAL SERVICES AND SUPPLY	10.00	0	0	0	0	0.00	0.00	8.00
9.00	PHARMACY	11.00	0	0	0	0	0.00	0.00	9.00
10.00	MEDICAL RECORDS	12.00	0	90,814	0	90,814	2,435.36	37.29	10.00
11.00	MEDICAL SOCIAL SERVICES	13.00	187,638	116,465	0	304,103	9,993.53	30.43	11.00
12.00	ACTIVITIES PROGRAM	14.00	0	0	0	0	0.00	0.00	12.00
13.00	QA & PERFORMANCE IMPROVEMENT PROGRAM	15.00	0	0	0	0	0.00	0.00	13.00
14.00	TRAINING AND IN-SERVICE EDUCATION	16.00	0	0	0	0	0.00	0.00	14.00
15.00	PATIENT TRANSPORTATION PART A	17.00	0	0	0	0	0.00	0.00	15.00
16.00	OTHER GENERAL SERVICE	18.00	0	0	0	0	0.00	0.00	16.00

Brighton Gardens of Edison	Period:	Run Date Time:	5/11/2026 1:29
Provider CCN: 31-5351	From: 01/01/2025	MCRIF32	2540-24
	To: 12/31/2025	Version:	2.7.181.0

STATISTICAL DATA

**Worksheet S-3
Part IV**

PART IV - SNF WAGE RELATED COSTS			
			AMOUNT
			1.00
RETIREMENT COST			
1.00	401k EMPLOYER CONTRIBUTIONS		88,869
2.00	TAX SHELTERED ANNUITY EMPLOYER CONTRIBUTION		0
3.00	QUALIFIED AND NON-QUALIFIED PENSION PLAN COST		0
4.00	PRIOR YEAR PENSION SERVICE COST		0
PLAN ADMINISTRATIVE COSTS			
5.00	401K/TSA PLAN ADMINISTRATION FEES		0
6.00	LEGAL/ACCOUNTING/MANAGEMENT FEES-PENSION PLAN		0
7.00	EMPLOYEE MANAGED CARE PROGRAM ADMINISTRATION FEES		0
HEALTH AND INSURANCE COSTS			
8.00	HEALTH INSURANCE		368,207
9.00	PRESCRIPTION DRUG PLAN		0
10.00	DENTAL, HEARING AND VISION PLANS		8,985
11.00	LIFE INSURANCE		0
12.00	ACCIDENTAL INSURANCE		0
13.00	DISABILITY INSURANCE		0
14.00	LONG-TERM CARE INSURANCE		0
15.00	WORKERS' COMPENSATION INSURANCE		351,903
16.00	RETIREMENT HEALTH CARE COST		0
TAXES			
17.00	FICA - EMPLOYER'S PORTION ONLY		500,093
18.00	MEDICARE TAXES - EMPLOYER'S PORTION ONLY		0
19.00	UNEMPLOYMENT INSURANCE		0
20.00	STATE OR FEDERAL UNEMPLOYMENT TAXES		77,631
OTHER			
21.00	EXECUTIVE DEFERRED COMPENSATION		0
22.00	DAY CARE COST AND ALLOWANCES		0
23.00	TUITION REIMBURSEMENT		50,818
24.00	TOTAL WAGE RELATED COST		1,446,506

Brighton Gardens of Edison	Period:	Run Date Time:	5/11/2026 1:29
Provider CCN: 31-5351	From: 01/01/2025	MCRIF32	2540-24
	To: 12/31/2025	Version:	2.7.181.0

STATISTICAL DATA

Worksheet S-3
Part V

PART V - SNF REPORTING OF DIRECT CARE EXPENDITURES

		AMOUNT REPORTED	EMPLOYEE WAGE-RELATED COSTS	ADJUSTED SALARIES (COL. 1 + COL. 2)	PAID HOURS RELATED TO SALARY IN COL. 3	AVERAGE HOURLY WAGE (COL. 3 ÷ COL. 4)	
		1.00	2.00	3.00	4.00	5.00	
DIRECT SALARIES							
NURSING EMPLOYEES							
1.00	REGISTERED NURSE	587,513	0	587,513	11,340.52	51.81	1.00
2.00	LICENSED PRACTICAL NURSE	467,475	0	467,475	13,095.39	35.70	2.00
3.00	CERTIFIED NURSING ASSISTANT	644,352	0	644,352	26,774.68	24.07	3.00
4.00	TOTAL NURSING EXPENDITURES	1,699,340	0	1,699,340	51,210.59	33.18	4.00
5.00	PHYSICAL THERAPIST	0	0	0	0.00	0.00	5.00
6.00	PHYSICAL THERAPY ASSISTANT	0	0	0	0.00	0.00	6.00
7.00	OCCUPATIONAL THERAPIST	0	0	0	0.00	0.00	7.00
8.00	OCCUPATIONAL THERAPY ASSISTANT	0	0	0	0.00	0.00	8.00
9.00	SPEECH-LANGUAGE PATHOLOGIST	0	0	0	0.00	0.00	9.00
10.00	THERAPY AIDES AND STUDENTS	0	0	0	0.00	0.00	10.00
11.00	RESPIRATORY THERAPIST	0	0	0	0.00	0.00	11.00
12.00	OTHER MEDICAL STAFF	0	0	0	0.00	0.00	12.00
CONTRACT LABOR							
NURSING EMPLOYEES							
15.00	REGISTERED NURSE	0	0	0	0.00	0.00	15.00
16.00	LICENSED PRACTICAL NURSE	0	0	0	0.00	0.00	16.00
17.00	CERTIFIED NURSING ASSISTANT	0	0	0	0.00	0.00	17.00
18.00	TOTAL NURSING EXPENDITURES	0	0	0	0.00	0.00	18.00
TECHNICAL/PROFESSIONAL EMPLOYEES							
19.00	PHYSICAL THERAPIST	0	0	0	0.00	0.00	19.00
20.00	PHYSICAL THERAPY ASSISTANT	0	0	0	0.00	0.00	20.00
21.00	OCCUPATIONAL THERAPIST	0	0	0	0.00	0.00	21.00
22.00	OCCUPATIONAL THERAPY ASSISTANT	0	0	0	0.00	0.00	22.00
23.00	SPEECH-LANGUAGE PATHOLOGIST	0	0	0	0.00	0.00	23.00
24.00	THERAPY AIDES AND STUDENTS	0	0	0	0.00	0.00	24.00
25.00	RESPIRATORY THERAPIST	0	0	0	0.00	0.00	25.00
26.00	OTHER MEDICAL STAFF	0	0	0	0.00	0.00	26.00
HOME OFFICE/CHAIN ORGANIZATION							
NURSING EMPLOYEES							
29.00	REGISTERED NURSE	0	0	0	0.00	0.00	29.00
30.00	LICENSED PRACTICAL NURSE	0	0	0	0.00	0.00	30.00
31.00	CERTIFIED NURSING ASSISTANT	0	0	0	0.00	0.00	31.00
32.00	TOTAL NURSING EXPENDITURES	0	0	0	0.00	0.00	32.00
TECHNICAL/PROFESSIONAL EMPLOYEES							
33.00	PHYSICAL THERAPIST	0	0	0	0.00	0.00	33.00
34.00	PHYSICAL THERAPY ASSISTANT	0	0	0	0.00	0.00	34.00
35.00	OCCUPATIONAL THERAPIST	0	0	0	0.00	0.00	35.00
36.00	OCCUPATIONAL THERAPY ASSISTANT	0	0	0	0.00	0.00	36.00
37.00	SPEECH-LANGUAGE PATHOLOGIST	0	0	0	0.00	0.00	37.00
38.00	THERAPY AIDES AND STUDENTS	0	0	0	0.00	0.00	38.00
39.00	RESPIRATORY THERAPIST	0	0	0	0.00	0.00	39.00
40.00	OTHER MEDICAL STAFF	0	0	0	0.00	0.00	40.00

Brighton Gardens of Edison	Period:	Run Date Time:	5/11/2026 1:29
Provider CCN: 31-5351	From: 01/01/2025	MCRIF32	2540-24
	To: 12/31/2025	Version:	2.7.181.0

RECLASSIFICATION AND ADJUSTMENT OF TRIAL BALANCE OF EXPENSES

Worksheet A

		Cost Center Description	SALARIES & WAGES	CONTRACT LABOR COSTS	LABOR SUBTOTAL	OTHER COSTS	SUBTOTAL	
			1.00	2.00	3.00	4.00	5.00	
GENERAL SERVICE COST CENTERS								
1.00	00100	CAPITAL RELATED-BUILDINGS & FIXTURES				2,581,809	2,581,809	1.00
2.00	00200	CAPITAL RELATED-MOVABLE EQUIPMENT				37,342	37,342	2.00
3.00	00300	EMPLOYEE BENEFITS DEPARTMENT	0	0	0	737,400	737,400	3.00
4.00	00400	ADMINISTRATIVE AND GENERAL	470,742	0	470,742	2,244,624	2,715,366	4.00
5.00	00500	PLANT OP, MAINT. & REPAIRS	193,598	0	193,598	886,198	1,079,796	5.00
6.00	00600	LAUNDRY AND LINEN SERVICE	60,559	0	60,559	0	60,559	6.00
7.00	00700	HOUSEKEEPING	215,449	55,056	270,505	144,469	414,974	7.00
8.00	00800	DIETARY	679,571	0	679,571	550,101	1,229,672	8.00
9.00	00900	NURSING ADMINISTRATION	0	0	0	0	0	9.00
10.00	01000	CENTRAL SERVICES AND SUPPLY	0	0	0	1,201	1,201	10.00
11.00	01100	PHARMACY	0	0	0	0	0	11.00
12.00	01200	MEDICAL RECORDS	0	0	0	0	0	12.00
13.00	01300	MEDICAL SOCIAL SERVICES	187,638	0	187,638	74,678	262,316	13.00
14.00	01400	ACTIVITIES PROGRAM	0	0	0	0	0	14.00
15.00	01500	QA & PERFORMANCE IMPROVEMENT PROGRAM	0	28,800	28,800	0	28,800	15.00
16.00	01600	TRAINING AND IN-SERVICE EDUCATION	0	0	0	0	0	16.00
17.00	01700	PATIENT TRANSPORTATION PART A	0	0	0	0	0	17.00
18.00	01800	OTHER GENERAL SERVICE COST	0	0	0	0	0	18.00
INPATIENT ROUTINE SERVICE COST CENTERS								
25.00	02500	SKILLED NURSING FACILITY	2,079,742	0	2,079,742	289,848	2,369,590	25.00
26.00	02600	NURSING FACILITY	0	0	0	0	0	26.00
27.00	02700	ICF/IID	0	0	0	0	0	27.00
ANCILLARY SERVICE COST CENTERS								
30.00	03000	RADIOLOGY-DIAGNOSTIC	0	0	0	36,238	36,238	30.00
31.00	03100	RADIOLOGY-THERAPEUTIC/CHEMOTHERAPY	0	0	0	0	0	31.00
32.00	03200	LABORATORY	0	0	0	40,049	40,049	32.00
33.00	03300	INTRAVENOUS THERAPY	0	0	0	0	0	33.00
34.00	03400	RESPIRATORY THERAPY	0	0	0	0	0	34.00
35.00	03500	PHYSICAL THERAPY	0	0	0	324,749	324,749	35.00
36.00	03600	OCCUPATIONAL THERAPY	0	0	0	293,660	293,660	36.00
37.00	03700	SPEECH LANGUAGE PATHOLOGIST	0	0	0	79,109	79,109	37.00
38.00	03800	AUDIOLOGY	0	0	0	0	0	38.00
39.00	03900	ELECTROCARDIOLOGY	0	0	0	0	0	39.00
40.00	04000	MEDICAL SUPPLIES CHARGED TO PATIENTS	0	0	0	105,400	105,400	40.00
41.00	04100	DRUGS: DRUGS CHARGED TO PATIENTS	0	0	0	273,444	273,444	41.00
42.00	04200	DRUGS: IV SOLUTIONS	0	0	0	0	0	42.00
43.00	04300	DENTAL CARE	0	0	0	0	0	43.00
44.00	04400	APPLIANCES AND EQUIPMENT	0	0	0	0	0	44.00
45.00	04500	BLOOD AND BLOOD PRODUCTS	0	0	0	0	0	45.00
46.00	04600	BLOOD TRANSFUSION/PROCESSING/STORAGE	0	0	0	0	0	46.00
47.00	04700	OTHER ANCILLARY SERVICE COST	0	0	0	0	0	47.00
OUTPATIENT SERVICE COST CENTERS								
60.00	06000	SCREENING & PREVENTIVE SERVICES	0	0	0	0	0	60.00
61.00	06100	OUTPATIENT LABORATORY	0	0	0	0	0	61.00
62.00	06200	PORTABLE X-RAY SERVICES	0	0	0	0	0	62.00
63.00	06300	OUTPATIENT DURABLE MEDICAL EQUIPMENT	0	0	0	0	0	63.00
64.00	06400	OTHER OUTPATIENT SERVICE COST	0	0	0	0	0	64.00
OUTPATIENT REIMBURSABLE COST CENTERS								
70.00	07000	HOME HEALTH AGENCY	0	0	0	0	0	70.00
71.00	07100	AMBULANCE	0	0	0	0	0	71.00
72.00	07200	HOSPICE	0	0	0	0	0	72.00
73.00	07300	CORF	0	0	0	0	0	73.00
74.00	07400	OPT	0	0	0	0	0	74.00
75.00	07500	OOT	0	0	0	0	0	75.00
76.00	07600	OSP	0	0	0	0	0	76.00

Brighton Gardens of Edison	Period:	Run Date Time:	5/11/2026 1:29
Provider CCN: 31-5351	From: 01/01/2025	MCRIF32	2540-24
	To: 12/31/2025	Version:	2.7.181.0

RECLASSIFICATION AND ADJUSTMENT OF TRIAL BALANCE OF EXPENSES

Worksheet A

		Cost Center Description	SALARIES & WAGES	CONTRACT LABOR COSTS	LABOR SUBTOTAL	OTHER COSTS	SUBTOTAL	
77.00	07700	OTHER OUTPATIENT REIMBURSABLE COST	1.00	2.00	3.00	4.00	5.00	
			0	0	0	0	0	77.00
COST REIMBURSED SERVICES COST CENTERS								
80.00	08000	PREVENTIVE VACCINES				0	0	80.00
81.00	08100	OTHER COST REIMBURSED SERVICE COST	0	0	0	0	0	81.00
89.00		SUBTOTAL	3,887,299	83,856	3,971,155	8,700,319	12,671,474	89.00
NONREIMBURSABLE COST CENTERS								
90.00	09000	GIFT, FLOWER, COFFEE SHOPS & CANTEEN	0	0	0	0	0	90.00
91.00	09100	NONPAID WORKERS	0	0	0	0	0	91.00
92.00	09200	PHYSICIAN PRIVATE OFFICES	0	0	0	0	0	92.00
93.00	09300	OTHER LONG TERM CARE	2,540,215	0	2,540,215	292,789	2,833,004	93.00
93.01	09301	MARKETING	336,895	530	337,425	249,130	586,555	93.01
93.02	09302	BARBER AND BEAUTY	0	0	0	32,115	32,115	93.02
100.00		TOTAL	6,764,409	84,386	6,848,795	9,274,353	16,123,148	100.00

Brighton Gardens of Edison	Period:	Run Date Time:	5/11/2026 1:29
Provider CCN: 31-5351	From: 01/01/2025	MCRIF32	2540-24
	To: 12/31/2025	Version:	2.7.181.0

RECLASSIFICATION AND ADJUSTMENT OF TRIAL BALANCE OF EXPENSES

Worksheet A

		Cost Center Description	RECLASS- IFICATIONS	RECLASSIFIED TRIAL BALANCE	ADJUSTMENTS	EXPENSES FOR COST ALLOCATION		
			6.00	7.00	8.00	9.00		
GENERAL SERVICE COST CENTERS								
1.00	00100	CAPITAL RELATED-BUILDINGS & FIXTURES	20,811	2,602,620	0	2,602,620		1.00
2.00	00200	CAPITAL RELATED-MOVABLE EQUIPMENT	-20,811	16,531	-2,009	14,522		2.00
3.00	00300	EMPLOYEE BENEFITS DEPARTMENT	0	737,400	0	737,400		3.00
4.00	00400	ADMINISTRATIVE AND GENERAL	-89,131	2,626,235	-444,388	2,181,847		4.00
5.00	00500	PLANT OP, MAINT. & REPAIRS	-2,797	1,076,999	-72,693	1,004,306		5.00
6.00	00600	LAUNDRY AND LINEN SERVICE	16,957	77,516	0	77,516		6.00
7.00	00700	HOUSEKEEPING	-14,160	400,814	-909	399,905		7.00
8.00	00800	DIETARY	414	1,230,086	-18,507	1,211,579		8.00
9.00	00900	NURSING ADMINISTRATION	579,922	579,922	0	579,922		9.00
10.00	01000	CENTRAL SERVICES AND SUPPLY	0	1,201	0	1,201		10.00
11.00	01100	PHARMACY	0	0	0	0		11.00
12.00	01200	MEDICAL RECORDS	100,072	100,072	0	100,072		12.00
13.00	01300	MEDICAL SOCIAL SERVICES	128,338	390,654	-417	390,237		13.00
14.00	01400	ACTIVITIES PROGRAM	0	0	0	0		14.00
15.00	01500	QA & PERFORMANCE IMPROVEMENT PROGRAM	0	28,800	0	28,800		15.00
16.00	01600	TRAINING AND IN-SERVICE EDUCATION	0	0	0	0		16.00
17.00	01700	PATIENT TRANSPORTATION PART A	0	0	0	0		17.00
18.00	01800	OTHER GENERAL SERVICE COST	0	0	0	0		18.00
INPATIENT ROUTINE SERVICE COST CENTERS								
25.00	02500	SKILLED NURSING FACILITY	-719,523	1,650,067	-2,968	1,647,099		25.00
26.00	02600	NURSING FACILITY	0	0	0	0		26.00
27.00	02700	ICF/IID	0	0	0	0		27.00
ANCILLARY SERVICE COST CENTERS								
30.00	03000	RADIOLOGY-DIAGNOSTIC	0	36,238	0	36,238		30.00
31.00	03100	RADIOLOGY-THERAPEUTIC/CHEMOTHERAPY	0	0	0	0		31.00
32.00	03200	LABORATORY	0	40,049	0	40,049		32.00
33.00	03300	INTRAVENOUS THERAPY	5,152	5,152	0	5,152		33.00
34.00	03400	RESPIRATORY THERAPY	0	0	0	0		34.00
35.00	03500	PHYSICAL THERAPY	0	324,749	0	324,749		35.00
36.00	03600	OCCUPATIONAL THERAPY	0	293,660	0	293,660		36.00
37.00	03700	SPEECH LANGUAGE PATHOLOGIST	0	79,109	0	79,109		37.00
38.00	03800	AUDIOLOGY	0	0	0	0		38.00
39.00	03900	ELECTROCARDIOLOGY	0	0	0	0		39.00
40.00	04000	MEDICAL SUPPLIES CHARGED TO PATIENTS	-5,152	100,248	0	100,248		40.00
41.00	04100	DRUGS: DRUGS CHARGED TO PATIENTS	0	273,444	0	273,444		41.00
42.00	04200	DRUGS: IV SOLUTIONS	0	0	0	0		42.00
43.00	04300	DENTAL CARE	0	0	0	0		43.00
44.00	04400	APPLIANCES AND EQUIPMENT	0	0	0	0		44.00
45.00	04500	BLOOD AND BLOOD PRODUCTS	0	0	0	0		45.00
46.00	04600	BLOOD TRANSFUSION/PROCESSING/STORAGE	0	0	0	0		46.00
47.00	04700	OTHER ANCILLARY SERVICE COST	0	0	0	0		47.00
OUTPATIENT SERVICE COST CENTERS								
60.00	06000	SCREENING & PREVENTIVE SERVICES	0	0	0	0		60.00
61.00	06100	OUTPATIENT LABORATORY	0	0	0	0		61.00
62.00	06200	PORTABLE X-RAY SERVICES	0	0	0	0		62.00
63.00	06300	OUTPATIENT DURABLE MEDICAL EQUIPMENT	0	0	0	0		63.00
64.00	06400	OTHER OUTPATIENT SERVICE COST	0	0	0	0		64.00
OUTPATIENT REIMBURSABLE COST CENTERS								
70.00	07000	HOME HEALTH AGENCY	0	0	0	0		70.00
71.00	07100	AMBULANCE	0	0	0	0		71.00
72.00	07200	HOSPICE	0	0	0	0		72.00
73.00	07300	CORF	0	0	0	0		73.00
74.00	07400	OPT	0	0	0	0		74.00
75.00	07500	OOT	0	0	0	0		75.00

Brighton Gardens of Edison	Period:	Run Date Time:	5/11/2026 1:29
Provider CCN: 31-5351	From: 01/01/2025	MCRIF32	2540-24
	To: 12/31/2025	Version:	2.7.181.0

RECLASSIFICATION AND ADJUSTMENT OF TRIAL BALANCE OF EXPENSES

Worksheet A

		Cost Center Description	RECLASS- IFICATIONS	RECLASSIFIED TRIAL BALANCE	ADJUSTMENTS	EXPENSES FOR COST ALLOCATION		
			6.00	7.00	8.00	9.00		
76.00	07600	OSP	0	0	0	0		76.00
77.00	07700	OTHER OUTPATIENT REIMBURSABLE COST	0	0	0	0		77.00
COST REIMBURSED SERVICES COST CENTERS								
80.00	08000	PREVENTIVE VACCINES	0	0	0	0		80.00
81.00	08100	OTHER COST REIMBURSED SERVICE COST	0	0	0	0		81.00
89.00		SUBTOTAL	92	12,671,566	-541,891	12,129,675		89.00
NONREIMBURSABLE COST CENTERS								
90.00	09000	GIFT, FLOWER, COFFEE SHOPS & CANTEEN	0	0	0	0		90.00
91.00	09100	NONPAID WORKERS	0	0	0	0		91.00
92.00	09200	PHYSICIAN PRIVATE OFFICES	0	0	0	0		92.00
93.00	09300	OTHER LONG TERM CARE	0	2,833,004	-12	2,832,992		93.00
93.01	09301	MARKETING	-92	586,463	-205	586,258		93.01
93.02	09302	BARBER AND BEAUTY	0	32,115	0	32,115		93.02
100.00		TOTAL	0	16,123,148	-542,108	15,581,040		100.00

Brighton Gardens of Edison	Period:	Run Date Time:	5/11/2026 1:29
Provider CCN: 31-5351	From: 01/01/2025	MCRIF32	2540-24
	To: 12/31/2025	Version:	2.7.181.0

RECLASSIFICATIONS

Worksheet A-6

INCREASES					DECREASES				
COST CENTER	LINE #	SALARY	OTHER	COST CENTER	LINE #	SALARY	OTHER		
3.00	4.00	5.00	6.00	7.00	8.00	9.00	10.00		
A - LAUNDRY SAL & BEN RECLASS									
1.00	LAUNDRY AND LINEN SERVICE	6.00	2,788	4,666	HOUSEKEEPING	7.00	2,788	4,666	1.00
B - SNF SALARY & BEN RECLASS									
1.00	NURSING ADMINISTRATION	9.00	445,679	45,434	SKILLED NURSING FACILITY	25.00	652,958	66,565	1.00
2.00	MEDICAL RECORDS	12.00	90,814	9,258		0.00	0	0	2.00
3.00	MEDICAL SOCIAL SERVICES	13.00	116,465	11,873		0.00	0	0	3.00
C - ADMIN RECLASS									
1.00	DIETARY	8.00	3,665	841	ADMINISTRATIVE AND GENERAL	4.00	3,665	841	1.00
D - DIETARY RECLASS									
1.00	ADMINISTRATIVE AND GENERAL	4.00	3,807	377	DIETARY	8.00	3,807	377	1.00
E - PLANT RECLASS									
1.00	HOUSEKEEPING	7.00	2,553	244	PLANT OP, MAINT. & REPAIRS	5.00	2,553	244	1.00
F - OLTC RECLASS									
1.00	DIETARY	8.00	67	25	MARKETING	93.01	67	25	1.00
G - RENT RECLASS									
1.00	CAPITAL RELATED-BUILDINGS & FIXTURES	1.00	0	20,811	CAPITAL RELATED-MOVABLE EQUIPMENT	2.00	0	20,811	1.00
H - CONTRACT SNA RECLASS									
1.00	NURSING ADMINISTRATION	9.00		88,809	ADMINISTRATIVE AND GENERAL	4.00		88,809	1.00
I - IV EXPENSE RECLASS									
1.00	INTRAVENOUS THERAPY	33.00		5,152	MEDICAL SUPPLIES CHARGED TO PATIENTS	40.00		5,152	1.00
J - LAUNDRY SUPPLY RECLASS									
1.00	LAUNDRY AND LINEN SERVICE	6.00		9,503	HOUSEKEEPING	7.00		9,503	1.00
GRAND TOTAL									
500.00	TOTAL RECLASSIFICATIONS		665,838	196,993		665,838	196,993		500.00

Brighton Gardens of Edison	Period:	Run Date Time:	5/11/2026 1:29
Provider CCN: 31-5351	From: 01/01/2025	MCRIF32	2540-24
	To: 12/31/2025	Version:	2.7.181.0

RECONCILIATION OF CAPITAL COSTS CENTERS

Worksheet A-7

PART I - ANALYSIS OF CHANGES IN CAPITAL ASSET BALANCES

		BEGINNING BALANCES	ACQUISITIONS			DISPOSALS AND RETIREMENTS	ENDING BALANCE	FULLY DEPRECIATED ASSETS	
			PURCHASES	DONATION	TOTAL				
		1.00	2.00	3.00	4.00	5.00	6.00	7.00	
1.00	LAND	0	0	0	0	0	0	0	1.00
2.00	LAND IMPROVEMENTS	306,996	104,409	0	104,409	0	411,405	0	2.00
3.00	BUILDINGS AND FIXTURES	0	0	0	0	0	0	0	3.00
4.00	BUILDING IMPROVEMENTS	1,277,075	520,983	0	520,983	0	1,798,058	0	4.00
5.00	FIXED EQUIPMENT	0	0	0	0	0	0	0	5.00
6.00	MOVABLE EQUIPMENT	3,873,925	240,488	0	240,488	0	4,114,413	0	6.00
7.00	SUBTOTAL	5,457,996	865,880	0	865,880	0	6,323,876	0	7.00
8.00	RECONCILING ITEMS	0	0	0	0	0	0	0	8.00
9.00	TOTAL	5,457,996	865,880	0	865,880	0	6,323,876	0	9.00

PART II - RECONCILIATION OF CAPITAL COST CENTERS (SUMMARY OF CAPITAL)

		DEPRECIATION	LEASE	INTEREST	INSURANCE	TAXES	OTHER CAPITAL RELATED COSTS	TOTAL	
		1.00	2.00	3.00	4.00	5.00	6.00	7.00	
1.00	CAPITAL RELATED COSTS - BUILDINGS & FIXTURES	573,139	1,684,884	0	23,997	320,600	0	2,602,620	1.00
2.00	CAPITAL RELATED COSTS - MOVABLE EQUIPMENT	0	14,522	0	0	0	0	14,522	2.00
3.00	TOTAL	573,139	1,699,406	0	23,997	320,600	0	2,617,142	3.00

Brighton Gardens of Edison	Period:	Run Date Time:	5/11/2026 1:29
Provider CCN: 31-5351	From: 01/01/2025	MCRIF32	2540-24
	To: 12/31/2025	Version:	2.7.181.0

ADJUSTMENTS TO EXPENSES

Worksheet A-8

				WORKSHEET A	
	DESCRIPTION OF ADJUSTMENT	BASIS	AMOUNT	COST CENTER	LINE NO.
	1.00	2.00	3.00	4.00	5.00
1.00	INVESTMENT INCOME ON RESTRICTED FUNDS (CMS PUB. 15-1, CHAPTER 2)		0		0.00 1.00
2.00	TRADE, QUANTITY, TIME, AND OTHER DISCOUNTS ON PURCHASES (CMS PUB. 15-1, CHAPTER 8)		0		0.00 2.00
3.00	REBATES AND REFUNDS OF EXPENSES (CMS PUB. 15-1, CHAPTER 8)		0		0.00 3.00
4.00	RENTAL OF PROVIDER SPACE BY SUPPLIERS (CMS PUB. 15-1, CHAPTER 8)		0		0.00 4.00
5.00	TELEPHONE SERVICES (CMS PUB. 15-1, CHAPTER 21)		0		0.00 5.00
6.00	TELEVISION AND RADIO SERVICES (CMS PUB. 15-1, CHAPTER 21)		0		0.00 6.00
7.00	PARKING LOT (CMS PUB. 15-1, CHAPTER 21)		0		0.00 7.00
8.00	REMUNERATION APPLICABLE TO PROVIDER-BASED PHYSICIAN ADJUSTMENT	A-8-2	0		8.00
9.00	SALE OF SCRAP, WASTE, ETC. (CMS PUB. 15-1, CHAPTER 23)		0		0.00 9.00
10.00	RELATED ORGANIZATION AND HOME OFFICE COST TRANSACTIONS (CMS PUB. 15-1, CHAPTER 10)	A-8-1	0		10.00
11.00	LAUNDRY AND LINEN SERVICE		0		0.00 11.00
12.00	REVENUE - EMPLOYEE MEALS		0		0.00 12.00
13.00	COST OF MEALS - GUESTS		0		0.00 13.00
14.00	SALE OF MEDICAL SUPPLIES TO OTHER THAN PATIENTS		0		0.00 14.00
15.00	SALE OF DRUGS TO OTHER THAN PATIENTS		0		0.00 15.00
16.00	REVENUE - COPYING COSTS OF MEDICAL RECORDS AND ABSTRACTS		0		0.00 16.00
17.00	VENDING MACHINES		0		0.00 17.00
18.00	INCOME FROM IMPOSITION OF INTEREST, FINANCE, OR PENALTY CHARGES (CMS PUB. 15-1, CHAPTER 21)		0		0.00 18.00
19.00	INTEREST EXPENSE ON MEDICARE OVERPAYMENTS AND BORROWINGS TO REPAY MEDICARE OVERPAYMENTS		0		0.00 19.00
20.00	DEPRECIATION--BUILDINGS AND FIXTURES		0	CAPITAL RELATED-BUILDINGS & FIXTURES	1.00 20.00
21.00	DEPRECIATION--MOVABLE EQUIPMENT		0	CAPITAL RELATED-MOVABLE EQUIPMENT	2.00 21.00
22.00	SHORT TERM INPATIENT HOSPICE CARE		0		0.00 22.00
23.00	HOSPICE NON-CORE CONTRACTED SERVICES		0		0.00 23.00
24.00	Equipment Revenues	B	-2,009	CAPITAL RELATED-MOVABLE EQUIPMENT	2.00 24.00
25.00	A&G Revenues	B	7,234	ADMINISTRATIVE AND GENERAL	4.00 25.00
26.00	Housekeeping Revenues	B	-909	HOUSEKEEPING	7.00 26.00
27.00	Dietary Revenues	B	-13,044	DIETARY	8.00 27.00
28.00	Skilled Nursing Revenues	B	-740	SKILLED NURSING FACILITY	25.00 28.00
29.00	Other Long Term Care Revenue	B	-12	OTHER LONG TERM CARE	93.00 29.00
30.00	A&G Expenses	A	-451,622	ADMINISTRATIVE AND GENERAL	4.00 30.00
31.00	Maintenance & Repairs Expense	A	-72,693	PLANT OP, MAINT. & REPAIRS	5.00 31.00
32.00	Dietary Expenses	A	-5,463	DIETARY	8.00 32.00
33.00	Social Service Expense	A	-417	MEDICAL SOCIAL SERVICES	13.00 33.00
34.00	Skilled Nursing Expense	A	-2,228	SKILLED NURSING FACILITY	25.00 34.00
35.00	Marketing Expenses	A	-205	MARKETING	93.01 35.00
100.00	TOTAL		-542,108		100.00

Brighton Gardens of Edison	Period:	Run Date Time:	5/11/2026 1:29
Provider CCN: 31-5351	From: 01/01/2025	MCRIF32	2540-24
	To: 12/31/2025	Version:	2.7.181.0

ALLOCATION OF GENERAL SERVICES COSTS

Worksheet B
Part I

	Cost Center Description	NET EXPENSES FOR COST ALLOCATION	CRC - B&F	CRC - ME	EMPLOYEE BENEFITS DEPARTMENT	Subtotal	ADMINISTRATIVE AND GENERAL	PLANT OP, MAINT & REPAIRS	LAUNDRY & LINEN SERVICE	
		0	1.00	2.00	3.00	3A	4.00	5.00	6.00	
GENERAL SERVICE COST CENTERS										
1.00	CAPITAL RELATED-BUILDINGS & FIXTURES	2,602,620	2,602,620							1.00
2.00	CAPITAL RELATED-MOVABLE EQUIPMENT	14,522		14,522						2.00
3.00	EMPLOYEE BENEFITS DEPARTMENT	737,400	24,876	139	762,415					3.00
4.00	ADMINISTRATIVE AND GENERAL	2,181,847	16,134	90	53,073	2,251,144	2,251,144			4.00
5.00	PLANT OP, MAINT. & REPAIRS	1,004,306	58,061	324	21,533	1,084,224	183,103	1,267,327		5.00
6.00	LAUNDRY AND LINEN SERVICE	77,516	45,651	255	7,140	130,562	22,049	23,109	175,720	6.00
7.00	HOUSEKEEPING	399,905	5,396	30	24,257	429,588	72,548	2,732	0	7.00
8.00	DIETARY	1,211,579	214,978	1,200	76,586	1,504,343	254,052	108,825	49,372	8.00
9.00	NURSING ADMINISTRATION	579,922	14,623	82	50,232	644,859	108,903	7,402	0	9.00
10.00	CENTRAL SERVICES AND SUPPLY	1,201	0	0	0	1,201	203	0	0	10.00
11.00	PHARMACY	0	0	0	0	0	0	0	0	11.00
12.00	MEDICAL RECORDS	100,072	0	0	10,236	110,308	18,629	0	0	12.00
13.00	MEDICAL SOCIAL SERVICES	390,237	18,940	106	34,275	443,558	74,908	9,588	0	13.00
14.00	ACTIVITIES PROGRAM	0	0	0	0	0	0	0	0	14.00
15.00	QA & PERFORMANCE IMPROVEMENT PROGRAM	28,800	0	0	0	28,800	4,864	0	0	15.00
16.00	TRAINING AND IN-SERVICE EDUCATION	0	0	0	0	0	0	0	0	16.00
17.00	PATIENT TRANSPORTATION PART A	0	0	0	0	0	0	0	0	17.00
18.00	OTHER GENERAL SERVICE COST	0	0	0	0	0	0	0	0	18.00
INPATIENT ROUTINE SERVICE COST CENTERS										
25.00	SKILLED NURSING FACILITY	1,647,099	280,001	1,562	160,813	2,089,475	352,868	141,740	78,072	25.00
26.00	NURSING FACILITY	0	0	0	0	0	0	0	0	26.00
27.00	ICF/IID	0	0	0	0	0	0	0	0	27.00
ANCILLARY SERVICE COST CENTERS										
30.00	RADIOLOGY-DIAGNOSTIC	36,238	0	0	0	36,238	6,120	0	0	30.00
31.00	RADIOLOGY-THERAPEUTIC/CHEMOTHERAPY	0	0	0	0	0	0	0	0	31.00
32.00	LABORATORY	40,049	0	0	0	40,049	6,763	0	0	32.00
33.00	INTRAVENOUS THERAPY	5,152	0	0	0	5,152	870	0	0	33.00
34.00	RESPIRATORY THERAPY	0	0	0	0	0	0	0	0	34.00
35.00	PHYSICAL THERAPY	324,749	6,259	35	0	331,043	55,906	3,169	0	35.00
36.00	OCCUPATIONAL THERAPY	293,660	6,313	35	0	300,008	50,665	3,196	0	36.00
37.00	SPEECH LANGUAGE PATHOLOGIST	79,109	2,320	13	0	81,442	13,754	1,175	0	37.00
38.00	AUDIOLOGY	0	0	0	0	0	0	0	0	38.00
39.00	ELECTROCARDIOLOGY	0	0	0	0	0	0	0	0	39.00
40.00	MEDICAL SUPPLIES CHARGED TO PATIENTS	100,248	14,461	81	0	114,790	19,386	7,321	0	40.00
41.00	DRUGS: DRUGS CHARGED TO PATIENTS	273,444	0	0	0	273,444	46,179	0	0	41.00
42.00	DRUGS: IV SOLUTIONS	0	0	0	0	0	0	0	0	42.00
43.00	DENTAL CARE	0	0	0	0	0	0	0	0	43.00
44.00	APPLIANCES AND EQUIPMENT	0	0	0	0	0	0	0	0	44.00
45.00	BLOOD AND BLOOD PRODUCTS	0	0	0	0	0	0	0	0	45.00
46.00	BLOOD TRANSFUSION/PROCESSING/STORAGE	0	0	0	0	0	0	0	0	46.00
47.00	OTHER ANCILLARY SERVICE COST	0	0	0	0	0	0	0	0	47.00
OUTPATIENT SERVICE COST CENTERS										
60.00	SCREENING & PREVENTIVE SERVICES	0	0	0	0	0	0	0	0	60.00
61.00	OUTPATIENT LABORATORY	0	0	0	0	0	0	0	0	61.00
62.00	PORTABLE X-RAY SERVICES	0	0	0	0	0	0	0	0	62.00
63.00	OUTPATIENT DURABLE MEDICAL EQUIPMENT	0	0	0	0	0	0	0	0	63.00
64.00	OTHER OUTPATIENT SERVICE COST	0	0	0	0	0	0	0	0	64.00
OUTPATIENT REIMBURSABLE COST CENTERS										
70.00	HOME HEALTH AGENCY	0	0	0	0	0	0	0	0	70.00

Brighton Gardens of Edison	Period:	Run Date Time:	5/11/2026 1:29
Provider CCN: 31-5351	From: 01/01/2025	MCRIF32	2540-24
	To: 12/31/2025	Version:	2.7.181.0

ALLOCATION OF GENERAL SERVICES COSTS

**Worksheet B
Part I**

	Cost Center Description	NET EXPENSES FOR COST ALLOCATION	CRC - B&F	CRC - ME	EMPLOYEE BENEFITS DEPARTMENT	Subtotal	ADMINISTRATIVE AND GENERAL	PLANT OP, MAINT & REPAIRS	LAUNDRY & LINEN SERVICE	
		0	1.00	2.00	3.00	3A	4.00	5.00	6.00	
71.00	AMBULANCE	0	0	0	0	0	0	0	0	71.00
72.00	HOSPICE	0	0	0	0	0	0	0	0	72.00
73.00	CORF	0	0	0	0	0	0	0	0	73.00
74.00	OPT	0	0	0	0	0	0	0	0	74.00
75.00	OOT	0	0	0	0	0	0	0	0	75.00
76.00	OSP	0	0	0	0	0	0	0	0	76.00
77.00	OTHER OUTPATIENT REIMBURSABLE COST	0	0	0	0	0	0	0	0	77.00
COST REIMBURSED SERVICES COST CENTERS										
80.00	PREVENTIVE VACCINES	0	0	0	0	0	0	0	0	80.00
81.00	OTHER COST REIMBURSED SERVICE COST	0	0	0	0	0	0	0	0	81.00
89.00	SUBTOTAL	12,129,675	708,013	3,952	438,145	9,900,228	1,291,770	308,257	127,444	89.00
NONREIMBURSABLE COST CENTERS										
90.00	GIFT, FLOWER, COFFEE SHOPS & CANTEEN	0	0	0	0	0	0	0	0	90.00
91.00	NONPAID WORKERS	0	0	0	0	0	0	0	0	91.00
92.00	PHYSICIAN PRIVATE OFFICES	0	0	0	0	0	0	0	0	92.00
93.00	OTHER LONG TERM CARE	2,832,992	1,880,523	10,492	286,306	5,010,313	846,141	951,940	44,953	93.00
93.01	MARKETING	586,258	5,396	30	37,964	629,648	106,334	2,732	0	93.01
93.02	BARBER AND BEAUTY	32,115	8,688	48	0	40,851	6,899	4,398	3,323	93.02
98.00	CROSS FOOT ADJUSTMENTS									98.00
99.00	NEGATIVE COST CENTER	0	0	0	0	0	0	0	0	99.00
100.00	TOTAL	15,581,040	2,602,620	14,522	762,415	15,581,040	2,251,144	1,267,327	175,720	100.00

Brighton Gardens of Edison	Period:	Run Date Time:	5/11/2026 1:29
Provider CCN: 31-5351	From: 01/01/2025	MCRIF32	2540-24
	To: 12/31/2025	Version:	2.7.181.0

ALLOCATION OF GENERAL SERVICES COSTS

Worksheet B
Part I

	Cost Center Description	HOUSEKEEPING	DIETARY	NURSING ADMIN	CENTRAL SERVICES & SUPPLY	PHARMACY	MEDICAL RECORDS	MEDICAL SOCIAL SERVICES	ACTIVITIES PROGRAM	
		7.00	8.00	9.00	10.00	11.00	12.00	13.00	14.00	
GENERAL SERVICE COST CENTERS										
1.00	CAPITAL RELATED-BUILDINGS & FIXTURES									1.00
2.00	CAPITAL RELATED-MOVABLE EQUIPMENT									2.00
3.00	EMPLOYEE BENEFITS DEPARTMENT									3.00
4.00	ADMINISTRATIVE AND GENERAL									4.00
5.00	PLANT OP, MAINT. & REPAIRS									5.00
6.00	LAUNDRY AND LINEN SERVICE									6.00
7.00	HOUSEKEEPING	504,868								7.00
8.00	DIETARY	34,563	1,951,155							8.00
9.00	NURSING ADMINISTRATION	12,961		774,125						9.00
10.00	CENTRAL SERVICES AND SUPPLY	0	0	0	1,404					10.00
11.00	PHARMACY	0	0	0	0	0				11.00
12.00	MEDICAL RECORDS	3,703	0	0	0	0	132,640			12.00
13.00	MEDICAL SOCIAL SERVICES	12,344	0	0	0	0	0	540,398		13.00
14.00	ACTIVITIES PROGRAM	0	0	0	0	0	0	0	0	14.00
15.00	QA & PERFORMANCE IMPROVEMENT PROGRAM	0	0	0	0	0	0	0	0	15.00
16.00	TRAINING AND IN-SERVICE EDUCATION	0	0	0	0	0	0	0	0	16.00
17.00	PATIENT TRANSPORTATION PART A	0	0	0	0	0	0	0	0	17.00
18.00	OTHER GENERAL SERVICE COST	0	0	0	0	0	0	0	0	18.00
INPATIENT ROUTINE SERVICE COST CENTERS										
25.00	SKILLED NURSING FACILITY	103,689	399,220	774,125	1,404	0	132,640	110,569	0	25.00
26.00	NURSING FACILITY	0	0	0	0	0	0	0	0	26.00
27.00	ICF/IID	0	0	0	0	0	0	0	0	27.00
ANCILLARY SERVICE COST CENTERS										
30.00	RADIOLOGY-DIAGNOSTIC	0	0	0	0	0	0	0	0	30.00
31.00	RADIOLOGY-THERAPEUTIC/CHEMOTHERAPY	0	0	0	0	0	0	0	0	31.00
32.00	LABORATORY	0	0	0	0	0	0	0	0	32.00
33.00	INTRAVENOUS THERAPY	0	0	0	0	0	0	0	0	33.00
34.00	RESPIRATORY THERAPY	0	0	0	0	0	0	0	0	34.00
35.00	PHYSICAL THERAPY	4,320	0	0	0	0	0	0	0	35.00
36.00	OCCUPATIONAL THERAPY	0	0	0	0	0	0	0	0	36.00
37.00	SPEECH LANGUAGE PATHOLOGIST	0	0	0	0	0	0	0	0	37.00
38.00	AUDIOLOGY	0	0	0	0	0	0	0	0	38.00
39.00	ELECTROCARDIOLOGY	0	0	0	0	0	0	0	0	39.00
40.00	MEDICAL SUPPLIES CHARGED TO PATIENTS	0	0	0	0	0	0	0	0	40.00
41.00	DRUGS: DRUGS CHARGED TO PATIENTS	0	0	0	0	0	0	0	0	41.00
42.00	DRUGS: IV SOLUTIONS	0	0	0	0	0	0	0	0	42.00
43.00	DENTAL CARE	0	0	0	0	0	0	0	0	43.00
44.00	APPLIANCES AND EQUIPMENT	0	0	0	0	0	0	0	0	44.00
45.00	BLOOD AND BLOOD PRODUCTS	0	0	0	0	0	0	0	0	45.00
46.00	BLOOD TRANSFUSION/PROCESSING/STORAGE	0	0	0	0	0	0	0	0	46.00
47.00	OTHER ANCILLARY SERVICE COST	0	0	0	0	0	0	0	0	47.00
OUTPATIENT SERVICE COST CENTERS										
60.00	SCREENING & PREVENTIVE SERVICES	0	0	0	0	0	0	0	0	60.00
61.00	OUTPATIENT LABORATORY	0	0	0	0	0	0	0	0	61.00
62.00	PORTABLE X-RAY SERVICES	0	0	0	0	0	0	0	0	62.00
63.00	OUTPATIENT DURABLE MEDICAL EQUIPMENT	0	0	0	0	0	0	0	0	63.00
64.00	OTHER OUTPATIENT SERVICE COST	0	0	0	0	0	0	0	0	64.00
OUTPATIENT REIMBURSABLE COST CENTERS										
70.00	HOME HEALTH AGENCY	0	0	0	0	0	0	0	0	70.00
71.00	AMBULANCE	0	0	0	0	0	0	0	0	71.00
72.00	HOSPICE	0	0	0	0	0	0	0	0	72.00

Brighton Gardens of Edison	Period:	Run Date Time:	5/11/2026 1:29
Provider CCN: 31-5351	From: 01/01/2025	MCRIF32	2540-24
	To: 12/31/2025	Version:	2.7.181.0

ALLOCATION OF GENERAL SERVICES COSTS

**Worksheet B
Part I**

	Cost Center Description	HOUSEKEEPING	DIETARY	NURSING ADMIN	CENTRAL SERVICES & SUPPLY	PHARMACY	MEDICAL RECORDS	MEDICAL SOCIAL SERVICES	ACTIVITIES PROGRAM	
		7.00	8.00	9.00	10.00	11.00	12.00	13.00	14.00	
73.00	CORF	0	0	0	0	0	0	0	0	73.00
74.00	OPT	0	0	0	0	0	0	0	0	74.00
75.00	OOT	0	0	0	0	0	0	0	0	75.00
76.00	OSP	0	0	0	0	0	0	0	0	76.00
77.00	OTHER OUTPATIENT REIMBURSABLE COST	0	0	0	0	0	0	0	0	77.00
COST REIMBURSED SERVICES COST CENTERS										
80.00	PREVENTIVE VACCINES	0	0	0	0	0	0	0	0	80.00
81.00	OTHER COST REIMBURSED SERVICE COST	0	0	0	0	0	0	0	0	81.00
89.00	SUBTOTAL	171,580	399,220	774,125	1,404	0	132,640	110,569	0	89.00
NONREIMBURSABLE COST CENTERS										
90.00	GIFT, FLOWER, COFFEE SHOPS & CANTEN	0	0	0	0	0	0	0	0	90.00
91.00	NONPAID WORKERS	0	0	0	0	0	0	0	0	91.00
92.00	PHYSICIAN PRIVATE OFFICES	0	0	0	0	0	0	0	0	92.00
93.00	OTHER LONG TERM CARE	333,288	1,551,935	0	0	0	0	429,829	0	93.00
93.01	MARKETING	0	0	0	0	0	0	0	0	93.01
93.02	BARBER AND BEAUTY	0	0	0	0	0	0	0	0	93.02
98.00	CROSS FOOT ADJUSTMENTS									98.00
99.00	NEGATIVE COST CENTER	0	0	0	0	0	0	0	0	99.00
100.00	TOTAL	504,868	1,951,155	774,125	1,404	0	132,640	540,398	0	100.00

Brighton Gardens of Edison	Period:	Run Date Time:	5/11/2026 1:29
Provider CCN: 31-5351	From: 01/01/2025	MCRIF32	2540-24
	To: 12/31/2025	Version:	2.7.181.0

ALLOCATION OF GENERAL SERVICES COSTS

Worksheet B
Part I

	Cost Center Description	QUALITY & PERFORM IMPROV PGM	TRAINING & IN-SERVICE EDUCATION	PATIENT TRANSPORT PART A	OTHER GENERAL SERVICE COST	SUBTOTAL	POST STEPDOWN ADJ	TOTAL		
		15.00	16.00	17.00	18.00	19.00	20.00	21.00		
GENERAL SERVICE COST CENTERS										
1.00	CAPITAL RELATED-BUILDINGS & FIXTURES									1.00
2.00	CAPITAL RELATED-MOVABLE EQUIPMENT									2.00
3.00	EMPLOYEE BENEFITS DEPARTMENT									3.00
4.00	ADMINISTRATIVE AND GENERAL									4.00
5.00	PLANT OP, MAINT. & REPAIRS									5.00
6.00	LAUNDRY AND LINEN SERVICE									6.00
7.00	HOUSEKEEPING									7.00
8.00	DIETARY									8.00
9.00	NURSING ADMINISTRATION									9.00
10.00	CENTRAL SERVICES AND SUPPLY									10.00
11.00	PHARMACY									11.00
12.00	MEDICAL RECORDS									12.00
13.00	MEDICAL SOCIAL SERVICES									13.00
14.00	ACTIVITIES PROGRAM									14.00
15.00	QA & PERFORMANCE IMPROVEMENT PROGRAM	33,664								15.00
16.00	TRAINING AND IN-SERVICE EDUCATION	0	0							16.00
17.00	PATIENT TRANSPORTATION PART A	0	0	0						17.00
18.00	OTHER GENERAL SERVICE COST	0	0	0	0					18.00
INPATIENT ROUTINE SERVICE COST CENTERS										
25.00	SKILLED NURSING FACILITY	33,664	0	0	0	4,217,466	0	4,217,466		25.00
26.00	NURSING FACILITY	0	0			0	0	0		26.00
27.00	ICF/IID	0	0			0	0	0		27.00
ANCILLARY SERVICE COST CENTERS										
30.00	RADIOLOGY-DIAGNOSTIC	0	0			42,358	0	42,358		30.00
31.00	RADIOLOGY-THERAPEUTIC/CHEMOTHERAPY	0	0			0	0	0		31.00
32.00	LABORATORY	0	0			46,812	0	46,812		32.00
33.00	INTRAVENOUS THERAPY	0	0			6,022	0	6,022		33.00
34.00	RESPIRATORY THERAPY	0	0			0	0	0		34.00
35.00	PHYSICAL THERAPY	0	0			394,438	0	394,438		35.00
36.00	OCCUPATIONAL THERAPY	0	0			353,869	0	353,869		36.00
37.00	SPEECH LANGUAGE PATHOLOGIST	0	0			96,371	0	96,371		37.00
38.00	AUDIOLOGY	0	0			0	0	0		38.00
39.00	ELECTROCARDIOLOGY	0	0			0	0	0		39.00
40.00	MEDICAL SUPPLIES CHARGED TO PATIENTS	0	0			141,497	0	141,497		40.00
41.00	DRUGS: DRUGS CHARGED TO PATIENTS	0	0			319,623	0	319,623		41.00
42.00	DRUGS: IV SOLUTIONS	0	0			0	0	0		42.00
43.00	DENTAL CARE	0	0			0	0	0		43.00
44.00	APPLIANCES AND EQUIPMENT	0	0			0	0	0		44.00
45.00	BLOOD AND BLOOD PRODUCTS	0	0			0	0	0		45.00
46.00	BLOOD TRANSFUSION/PROCESSING/STORAGE	0	0			0	0	0		46.00
47.00	OTHER ANCILLARY SERVICE COST	0	0			0	0	0		47.00
OUTPATIENT SERVICE COST CENTERS										
60.00	SCREENING & PREVENTIVE SERVICES	0	0			0	0	0		60.00
61.00	OUTPATIENT LABORATORY	0	0			0	0	0		61.00
62.00	PORTABLE X-RAY SERVICES	0	0			0	0	0		62.00
63.00	OUTPATIENT DURABLE MEDICAL EQUIPMENT	0	0			0	0	0		63.00
64.00	OTHER OUTPATIENT SERVICE COST	0	0			0	0	0		64.00
OUTPATIENT REIMBURSABLE COST CENTERS										
70.00	HOME HEALTH AGENCY	0	0			0	0	0		70.00
71.00	AMBULANCE	0	0	0	0	0	0	0		71.00

Brighton Gardens of Edison	Period:	Run Date Time:	5/11/2026 1:29
Provider CCN: 31-5351	From: 01/01/2025	MCRIF32	2540-24
	To: 12/31/2025	Version:	2.7.181.0

ALLOCATION OF GENERAL SERVICES COSTS

**Worksheet B
Part I**

	Cost Center Description	QUALITY & PERFORM IMPROV PGM	TRAINING & IN-SERVICE EDUCATION	PATIENT TRANSPORT PART A	OTHER GENERAL SERVICE COST	SUBTOTAL	POST STEPDOWN ADJ	TOTAL		
		15.00	16.00	17.00	18.00	19.00	20.00	21.00		
72.00	HOSPICE	0	0		0	0	0	0		72.00
73.00	CORF	0	0		0	0	0	0		73.00
74.00	OPT	0	0		0	0	0	0		74.00
75.00	OOT	0	0		0	0	0	0		75.00
76.00	OSP	0	0		0	0	0	0		76.00
77.00	OTHER OUTPATIENT REIMBURSABLE COST	0	0		0	0	0	0		77.00
COST REIMBURSED SERVICES COST CENTERS										
80.00	PREVENTIVE VACCINES	0	0		0	0	0	0		80.00
81.00	OTHER COST REIMBURSED SERVICE COST	0	0		0	0	0	0		81.00
89.00	SUBTOTAL	33,664	0	0	0	5,618,456	0	5,618,456		89.00
NONREIMBURSABLE COST CENTERS										
90.00	GIFT, FLOWER, COFFEE SHOPS & CANTEEN	0	0		0	0	0	0		90.00
91.00	NONPAID WORKERS	0	0		0	0	0	0		91.00
92.00	PHYSICIAN PRIVATE OFFICES	0	0		0	0	0	0		92.00
93.00	OTHER LONG TERM CARE	0	0		0	9,168,399	0	9,168,399		93.00
93.01	MARKETING	0	0		0	738,714	0	738,714		93.01
93.02	BARBER AND BEAUTY	0	0		0	55,471	0	55,471		93.02
98.00	CROSS FOOT ADJUSTMENTS									98.00
99.00	NEGATIVE COST CENTER	0	0	0	0	0	0	0		99.00
100.00	TOTAL	33,664	0	0	0	15,581,040	0	15,581,040		100.00

Brighton Gardens of Edison	Period:	Run Date Time:	5/11/2026 1:29
Provider CCN: 31-5351	From: 01/01/2025	MCRIF32	2540-24
	To: 12/31/2025	Version:	2.7.181.0

ALLOCATION OF CAPITAL RELATED COSTS

Worksheet B
Part II

	Cost Center Description	DIRECTLY ASSIGNED CAPITAL RELATED COST	CRC - B&F	CRC - ME	Subtotal	EMPLOYEE BENEFITS DEPARTMENT	ADMINISTRATIVE AND GENERAL	PLANT OP, MAINT & REPAIRS	LAUNDRY & LINEN SERVICE	
		0	1.00	2.00	2A	3.00	4.00	5.00	6.00	
GENERAL SERVICE COST CENTERS										
1.00	CAPITAL RELATED-BUILDINGS & FIXTURES									1.00
2.00	CAPITAL RELATED-MOVABLE EQUIPMENT									2.00
3.00	EMPLOYEE BENEFITS DEPARTMENT	0	24,876	139	25,015	25,015				3.00
4.00	ADMINISTRATIVE AND GENERAL	0	16,134	90	16,224	1,741	17,965			4.00
5.00	PLANT OP, MAINT. & REPAIRS	0	58,061	324	58,385	706	1,462	60,553		5.00
6.00	LAUNDRY AND LINEN SERVICE	0	45,651	255	45,906	234	176	1,104	47,420	6.00
7.00	HOUSEKEEPING	0	5,396	30	5,426	796	579	131	0	7.00
8.00	DIETARY	0	214,978	1,200	216,178	2,513	2,028	5,200	13,324	8.00
9.00	NURSING ADMINISTRATION	0	14,623	82	14,705	1,648	869	354	0	9.00
10.00	CENTRAL SERVICES AND SUPPLY	0	0	0	0	0	2	0	0	10.00
11.00	PHARMACY	0	0	0	0	0	0	0	0	11.00
12.00	MEDICAL RECORDS	0	0	0	0	336	149	0	0	12.00
13.00	MEDICAL SOCIAL SERVICES	0	18,940	106	19,046	1,125	598	458	0	13.00
14.00	ACTIVITIES PROGRAM	0	0	0	0	0	0	0	0	14.00
15.00	QA & PERFORMANCE IMPROVEMENT PROGRAM	0	0	0	0	0	39	0	0	15.00
16.00	TRAINING AND IN-SERVICE EDUCATION	0	0	0	0	0	0	0	0	16.00
17.00	PATIENT TRANSPORTATION PART A	0	0	0	0	0	0	0	0	17.00
18.00	OTHER GENERAL SERVICE COST	0	0	0	0	0	0	0	0	18.00
INPATIENT ROUTINE SERVICE COST CENTERS										
25.00	SKILLED NURSING FACILITY	0	280,001	1,562	281,563	5,276	2,817	6,772	21,068	25.00
26.00	NURSING FACILITY	0	0	0	0	0	0	0	0	26.00
27.00	ICF/IID	0	0	0	0	0	0	0	0	27.00
ANCILLARY SERVICE COST CENTERS										
30.00	RADIOLOGY-DIAGNOSTIC	0	0	0	0	0	49	0	0	30.00
31.00	RADIOLOGY-THERAPEUTIC/CHEMOTHERAPY	0	0	0	0	0	0	0	0	31.00
32.00	LABORATORY	0	0	0	0	0	54	0	0	32.00
33.00	INTRAVENOUS THERAPY	0	0	0	0	0	7	0	0	33.00
34.00	RESPIRATORY THERAPY	0	0	0	0	0	0	0	0	34.00
35.00	PHYSICAL THERAPY	0	6,259	35	6,294	0	446	151	0	35.00
36.00	OCCUPATIONAL THERAPY	0	6,313	35	6,348	0	404	153	0	36.00
37.00	SPEECH LANGUAGE PATHOLOGIST	0	2,320	13	2,333	0	110	56	0	37.00
38.00	AUDIOLOGY	0	0	0	0	0	0	0	0	38.00
39.00	ELECTROCARDIOLOGY	0	0	0	0	0	0	0	0	39.00
40.00	MEDICAL SUPPLIES CHARGED TO PATIENTS	0	14,461	81	14,542	0	155	350	0	40.00
41.00	DRUGS: DRUGS CHARGED TO PATIENTS	0	0	0	0	0	369	0	0	41.00
42.00	DRUGS: IV SOLUTIONS	0	0	0	0	0	0	0	0	42.00
43.00	DENTAL CARE	0	0	0	0	0	0	0	0	43.00
44.00	APPLIANCES AND EQUIPMENT	0	0	0	0	0	0	0	0	44.00
45.00	BLOOD AND BLOOD PRODUCTS	0	0	0	0	0	0	0	0	45.00
46.00	BLOOD TRANSFUSION/PROCESSING/STORAGE	0	0	0	0	0	0	0	0	46.00
47.00	OTHER ANCILLARY SERVICE COST	0	0	0	0	0	0	0	0	47.00
OUTPATIENT SERVICE COST CENTERS										
60.00	SCREENING & PREVENTIVE SERVICES	0	0	0	0	0	0	0	0	60.00
61.00	OUTPATIENT LABORATORY	0	0	0	0	0	0	0	0	61.00
62.00	PORTABLE X-RAY SERVICES	0	0	0	0	0	0	0	0	62.00
63.00	OUTPATIENT DURABLE MEDICAL EQUIPMENT	0	0	0	0	0	0	0	0	63.00
64.00	OTHER OUTPATIENT SERVICE COST	0	0	0	0	0	0	0	0	64.00
OUTPATIENT REIMBURSABLE COST CENTERS										
70.00	HOME HEALTH AGENCY	0	0	0	0	0	0	0	0	70.00

Brighton Gardens of Edison	Period:	Run Date Time:	5/11/2026 1:29
Provider CCN: 31-5351	From: 01/01/2025	MCRIF32	2540-24
	To: 12/31/2025	Version:	2.7.181.0

ALLOCATION OF CAPITAL RELATED COSTS

Worksheet B
Part II

	Cost Center Description	DIRECTLY ASSIGNED CAPITAL RELATED COST	CRC - B&F	CRC - ME	Subtotal	EMPLOYEE BENEFITS DEPARTMENT	ADMINISTRATIVE AND GENERAL	PLANT OP, MAINT & REPAIRS	LAUNDRY & LINEN SERVICE	
		0	1.00	2.00	2A	3.00	4.00	5.00	6.00	
71.00	AMBULANCE	0	0	0	0	0	0	0	0	71.00
72.00	HOSPICE	0	0	0	0	0	0	0	0	72.00
73.00	CORF	0	0	0	0	0	0	0	0	73.00
74.00	OPT	0	0	0	0	0	0	0	0	74.00
75.00	OOT	0	0	0	0	0	0	0	0	75.00
76.00	OSP	0	0	0	0	0	0	0	0	76.00
77.00	OTHER OUTPATIENT REIMBURSABLE COST	0	0	0	0	0	0	0	0	77.00
COST REIMBURSED SERVICES COST CENTERS										
80.00	PREVENTIVE VACCINES	0	0	0	0	0	0	0	0	80.00
81.00	OTHER COST REIMBURSED SERVICE COST	0	0	0	0	0	0	0	0	81.00
89.00	SUBTOTAL	0	708,013	3,952	711,965	14,375	10,313	14,729	34,392	89.00
NONREIMBURSABLE COST CENTERS										
90.00	GIFT, FLOWER, COFFEE SHOPS & CANTEN	0	0	0	0	0	0	0	0	90.00
91.00	NONPAID WORKERS	0	0	0	0	0	0	0	0	91.00
92.00	PHYSICIAN PRIVATE OFFICES	0	0	0	0	0	0	0	0	92.00
93.00	OTHER LONG TERM CARE	0	1,880,523	10,492	1,891,015	9,394	6,748	45,483	12,131	93.00
93.01	MARKETING	0	5,396	30	5,426	1,246	849	131	0	93.01
93.02	BARBER AND BEAUTY	0	8,688	48	8,736	0	55	210	897	93.02
98.00	CROSS FOOT ADJUSTMENTS									98.00
99.00	NEGATIVE COST CENTER		0	0	0	0	0	0	0	99.00
100.00	TOTAL	0	2,602,620	14,522	2,617,142	25,015	17,965	60,553	47,420	100.00

Brighton Gardens of Edison	Period:	Run Date Time:	5/11/2026 1:29
Provider CCN: 31-5351	From: 01/01/2025	MCRIF32	2540-24
	To: 12/31/2025	Version:	2.7.181.0

ALLOCATION OF CAPITAL RELATED COSTS

Worksheet B
Part II

	Cost Center Description	HOUSEKEEPING	DIETARY	NURSING ADMIN	CENTRAL SERVICES & SUPPLY	PHARMACY	MEDICAL RECORDS	MEDICAL SOCIAL SERVICES	ACTIVITIES PROGRAM	
		7.00	8.00	9.00	10.00	11.00	12.00	13.00	14.00	
GENERAL SERVICE COST CENTERS										
1.00	CAPITAL RELATED-BUILDINGS & FIXTURES									1.00
2.00	CAPITAL RELATED-MOVABLE EQUIPMENT									2.00
3.00	EMPLOYEE BENEFITS DEPARTMENT									3.00
4.00	ADMINISTRATIVE AND GENERAL									4.00
5.00	PLANT OP, MAINT. & REPAIRS									5.00
6.00	LAUNDRY AND LINEN SERVICE									6.00
7.00	HOUSEKEEPING	6,932								7.00
8.00	DIETARY	475	239,718							8.00
9.00	NURSING ADMINISTRATION	178		17,754						9.00
10.00	CENTRAL SERVICES AND SUPPLY	0	0	0	2					10.00
11.00	PHARMACY	0	0	0	0	0				11.00
12.00	MEDICAL RECORDS	51	0	0	0	0	536			12.00
13.00	MEDICAL SOCIAL SERVICES	169	0	0	0	0	0	21,396		13.00
14.00	ACTIVITIES PROGRAM	0	0	0	0	0	0	0	0	14.00
15.00	QA & PERFORMANCE IMPROVEMENT PROGRAM	0	0	0	0	0	0	0	0	15.00
16.00	TRAINING AND IN-SERVICE EDUCATION	0	0	0	0	0	0	0	0	16.00
17.00	PATIENT TRANSPORTATION PART A	0	0	0	0	0	0	0	0	17.00
18.00	OTHER GENERAL SERVICE COST	0	0	0	0	0	0	0	0	18.00
INPATIENT ROUTINE SERVICE COST CENTERS										
25.00	SKILLED NURSING FACILITY	1,424	49,048	17,754	2	0	536	4,378	0	25.00
26.00	NURSING FACILITY	0	0	0	0	0	0	0	0	26.00
27.00	ICF/IID	0	0	0	0	0	0	0	0	27.00
ANCILLARY SERVICE COST CENTERS										
30.00	RADIOLOGY-DIAGNOSTIC	0	0	0	0	0	0	0	0	30.00
31.00	RADIOLOGY-THERAPEUTIC/CHEMOTHERAPY	0	0	0	0	0	0	0	0	31.00
32.00	LABORATORY	0	0	0	0	0	0	0	0	32.00
33.00	INTRAVENOUS THERAPY	0	0	0	0	0	0	0	0	33.00
34.00	RESPIRATORY THERAPY	0	0	0	0	0	0	0	0	34.00
35.00	PHYSICAL THERAPY	59	0	0	0	0	0	0	0	35.00
36.00	OCCUPATIONAL THERAPY	0	0	0	0	0	0	0	0	36.00
37.00	SPEECH LANGUAGE PATHOLOGIST	0	0	0	0	0	0	0	0	37.00
38.00	AUDIOLOGY	0	0	0	0	0	0	0	0	38.00
39.00	ELECTROCARDIOLOGY	0	0	0	0	0	0	0	0	39.00
40.00	MEDICAL SUPPLIES CHARGED TO PATIENTS	0	0	0	0	0	0	0	0	40.00
41.00	DRUGS: DRUGS CHARGED TO PATIENTS	0	0	0	0	0	0	0	0	41.00
42.00	DRUGS: IV SOLUTIONS	0	0	0	0	0	0	0	0	42.00
43.00	DENTAL CARE	0	0	0	0	0	0	0	0	43.00
44.00	APPLIANCES AND EQUIPMENT	0	0	0	0	0	0	0	0	44.00
45.00	BLOOD AND BLOOD PRODUCTS	0	0	0	0	0	0	0	0	45.00
46.00	BLOOD TRANSFUSION/PROCESSING/STORAGE	0	0	0	0	0	0	0	0	46.00
47.00	OTHER ANCILLARY SERVICE COST	0	0	0	0	0	0	0	0	47.00
OUTPATIENT SERVICE COST CENTERS										
60.00	SCREENING & PREVENTIVE SERVICES	0	0	0	0	0	0	0	0	60.00
61.00	OUTPATIENT LABORATORY	0	0	0	0	0	0	0	0	61.00
62.00	PORTABLE X-RAY SERVICES	0	0	0	0	0	0	0	0	62.00
63.00	OUTPATIENT DURABLE MEDICAL EQUIPMENT	0	0	0	0	0	0	0	0	63.00
64.00	OTHER OUTPATIENT SERVICE COST	0	0	0	0	0	0	0	0	64.00
OUTPATIENT REIMBURSABLE COST CENTERS										
70.00	HOME HEALTH AGENCY	0	0	0	0	0	0	0	0	70.00
71.00	AMBULANCE	0	0	0	0	0	0	0	0	71.00
72.00	HOSPICE	0	0	0	0	0	0	0	0	72.00

Brighton Gardens of Edison	Period:	Run Date Time:	5/11/2026 1:29
Provider CCN: 31-5351	From: 01/01/2025	MCRIF32	2540-24
	To: 12/31/2025	Version:	2.7.181.0

ALLOCATION OF CAPITAL RELATED COSTS

**Worksheet B
Part II**

	Cost Center Description	HOUSEKEEPING	DIETARY	NURSING ADMIN	CENTRAL SERVICES & SUPPLY	PHARMACY	MEDICAL RECORDS	MEDICAL SOCIAL SERVICES	ACTIVITIES PROGRAM	
		7.00	8.00	9.00	10.00	11.00	12.00	13.00	14.00	
73.00	CORF	0	0	0	0	0	0	0	0	73.00
74.00	OPT	0	0	0	0	0	0	0	0	74.00
75.00	OOT	0	0	0	0	0	0	0	0	75.00
76.00	OSP	0	0	0	0	0	0	0	0	76.00
77.00	OTHER OUTPATIENT REIMBURSABLE COST	0	0	0	0	0	0	0	0	77.00
COST REIMBURSED SERVICES COST CENTERS										
80.00	PREVENTIVE VACCINES	0	0	0	0	0	0	0	0	80.00
81.00	OTHER COST REIMBURSED SERVICE COST	0	0	0	0	0	0	0	0	81.00
89.00	SUBTOTAL	2,356	49,048	17,754	2	0	536	4,378	0	89.00
NONREIMBURSABLE COST CENTERS										
90.00	GIFT, FLOWER, COFFEE SHOPS & CANTEN	0	0	0	0	0	0	0	0	90.00
91.00	NONPAID WORKERS	0	0	0	0	0	0	0	0	91.00
92.00	PHYSICIAN PRIVATE OFFICES	0	0	0	0	0	0	0	0	92.00
93.00	OTHER LONG TERM CARE	4,576	190,670	0	0	0	0	17,018	0	93.00
93.01	MARKETING	0	0	0	0	0	0	0	0	93.01
93.02	BARBER AND BEAUTY	0	0	0	0	0	0	0	0	93.02
98.00	CROSS FOOT ADJUSTMENTS									98.00
99.00	NEGATIVE COST CENTER	0	0	0	0	0	0	0	0	99.00
100.00	TOTAL	6,932	239,718	17,754	2	0	536	21,396	0	100.00

Brighton Gardens of Edison	Period:	Run Date Time:	5/11/2026 1:29
Provider CCN: 31-5351	From: 01/01/2025	MCRIF32	2540-24
	To: 12/31/2025	Version:	2.7.181.0

ALLOCATION OF CAPITAL RELATED COSTS

Worksheet B
Part II

	Cost Center Description	QUALITY & PERFORM IMPROV PGM	TRAINING & IN-SERVICE EDUCATION	PATIENT TRANSPORT PART A	OTHER GENERAL SERVICE COST	SUBTOTAL	POST STEPDOWN ADJ	TOTAL		
		15.00	16.00	17.00	18.00	19.00	20.00	21.00		
GENERAL SERVICE COST CENTERS										
1.00	CAPITAL RELATED-BUILDINGS & FIXTURES									1.00
2.00	CAPITAL RELATED-MOVABLE EQUIPMENT									2.00
3.00	EMPLOYEE BENEFITS DEPARTMENT									3.00
4.00	ADMINISTRATIVE AND GENERAL									4.00
5.00	PLANT OP, MAINT. & REPAIRS									5.00
6.00	LAUNDRY AND LINEN SERVICE									6.00
7.00	HOUSEKEEPING									7.00
8.00	DIETARY									8.00
9.00	NURSING ADMINISTRATION									9.00
10.00	CENTRAL SERVICES AND SUPPLY									10.00
11.00	PHARMACY									11.00
12.00	MEDICAL RECORDS									12.00
13.00	MEDICAL SOCIAL SERVICES									13.00
14.00	ACTIVITIES PROGRAM									14.00
15.00	QA & PERFORMANCE IMPROVEMENT PROGRAM	39								15.00
16.00	TRAINING AND IN-SERVICE EDUCATION	0	0							16.00
17.00	PATIENT TRANSPORTATION PART A	0	0	0						17.00
18.00	OTHER GENERAL SERVICE COST	0	0	0	0					18.00
INPATIENT ROUTINE SERVICE COST CENTERS										
25.00	SKILLED NURSING FACILITY	39	0	0	0	390,677	0	390,677		25.00
26.00	NURSING FACILITY	0	0			0	0	0		26.00
27.00	ICF/IID	0	0			0	0	0		27.00
ANCILLARY SERVICE COST CENTERS										
30.00	RADIOLOGY-DIAGNOSTIC	0	0			49	0	49		30.00
31.00	RADIOLOGY-THERAPEUTIC/CHEMOTHERAPY	0	0			0	0	0		31.00
32.00	LABORATORY	0	0			54	0	54		32.00
33.00	INTRAVENOUS THERAPY	0	0			7	0	7		33.00
34.00	RESPIRATORY THERAPY	0	0			0	0	0		34.00
35.00	PHYSICAL THERAPY	0	0			6,950	0	6,950		35.00
36.00	OCCUPATIONAL THERAPY	0	0			6,905	0	6,905		36.00
37.00	SPEECH LANGUAGE PATHOLOGIST	0	0			2,499	0	2,499		37.00
38.00	AUDIOLOGY	0	0			0	0	0		38.00
39.00	ELECTROCARDIOLOGY	0	0			0	0	0		39.00
40.00	MEDICAL SUPPLIES CHARGED TO PATIENTS	0	0			15,047	0	15,047		40.00
41.00	DRUGS: DRUGS CHARGED TO PATIENTS	0	0			369	0	369		41.00
42.00	DRUGS: IV SOLUTIONS	0	0			0	0	0		42.00
43.00	DENTAL CARE	0	0			0	0	0		43.00
44.00	APPLIANCES AND EQUIPMENT	0	0			0	0	0		44.00
45.00	BLOOD AND BLOOD PRODUCTS	0	0			0	0	0		45.00
46.00	BLOOD TRANSFUSION/PROCESSING/STORAGE	0	0			0	0	0		46.00
47.00	OTHER ANCILLARY SERVICE COST	0	0			0	0	0		47.00
OUTPATIENT SERVICE COST CENTERS										
60.00	SCREENING & PREVENTIVE SERVICES	0	0			0	0	0		60.00
61.00	OUTPATIENT LABORATORY	0	0			0	0	0		61.00
62.00	PORTABLE X-RAY SERVICES	0	0			0	0	0		62.00
63.00	OUTPATIENT DURABLE MEDICAL EQUIPMENT	0	0			0	0	0		63.00
64.00	OTHER OUTPATIENT SERVICE COST	0	0			0	0	0		64.00
OUTPATIENT REIMBURSABLE COST CENTERS										
70.00	HOME HEALTH AGENCY	0	0			0	0	0		70.00
71.00	AMBULANCE	0	0	0	0	0	0	0		71.00

Brighton Gardens of Edison	Period:	Run Date Time:	5/11/2026 1:29
Provider CCN: 31-5351	From: 01/01/2025	MCRIF32	2540-24
	To: 12/31/2025	Version:	2.7.181.0

ALLOCATION OF CAPITAL RELATED COSTS

**Worksheet B
Part II**

	Cost Center Description	QUALITY & PERFORM IMPROV PGM	TRAINING & IN-SERVICE EDUCATION	PATIENT TRANSPORT PART A	OTHER GENERAL SERVICE COST	SUBTOTAL	POST STEPDOWN ADJ	TOTAL		
		15.00	16.00	17.00	18.00	19.00	20.00	21.00		
72.00	HOSPICE	0	0		0	0	0	0		72.00
73.00	CORF	0	0		0	0	0	0		73.00
74.00	OPT	0	0		0	0	0	0		74.00
75.00	OOT	0	0		0	0	0	0		75.00
76.00	OSP	0	0		0	0	0	0		76.00
77.00	OTHER OUTPATIENT REIMBURSABLE COST	0	0		0	0	0	0		77.00
COST REIMBURSED SERVICES COST CENTERS										
80.00	PREVENTIVE VACCINES	0	0		0	0	0	0		80.00
81.00	OTHER COST REIMBURSED SERVICE COST	0	0		0	0	0	0		81.00
89.00	SUBTOTAL	39	0	0	0	422,557	0	422,557		89.00
NONREIMBURSABLE COST CENTERS										
90.00	GIFT, FLOWER, COFFEE SHOPS & CANTEEN	0	0		0	0	0	0		90.00
91.00	NONPAID WORKERS	0	0		0	0	0	0		91.00
92.00	PHYSICIAN PRIVATE OFFICES	0	0		0	0	0	0		92.00
93.00	OTHER LONG TERM CARE	0	0		0	2,177,035	0	2,177,035		93.00
93.01	MARKETING	0	0		0	7,652	0	7,652		93.01
93.02	BARBER AND BEAUTY	0	0		0	9,898	0	9,898		93.02
98.00	CROSS FOOT ADJUSTMENTS									98.00
99.00	NEGATIVE COST CENTER	0	0	0	0	0	0	0		99.00
100.00	TOTAL	39	0	0	0	2,617,142	0	2,617,142		100.00

Brighton Gardens of Edison	Period:	Run Date Time:	5/11/2026 1:29
Provider CCN: 31-5351	From: 01/01/2025	MCRIF32	2540-24
	To: 12/31/2025	Version:	2.7.181.0

COST ALLOCATIONS - STATISTICAL BASIS

Worksheet B-1

	Cost Center Description	CRC - B&F (SQUARE FEET)	CRC - ME (SQUARE FEET)	EMPLOYEE BENEFITS DEPARTMENT (GROSS SALARIES)	RECONCILIATION	ADMINISTRATIVE AND GENERAL (ACCUM. COST)	PLANT OP, MAINT & REPAIRS (SQUARE FEET)	LAUNDRY & LINEN SERVICE (POUNDS OF LAUNDRY)	HOUSEKEEPING (HOURS OF SERVICE)	
		1.00	2.00	3.00	4A	4.00	5.00	6.00	7.00	
GENERAL SERVICE COST CENTERS										
1.00	CAPITAL RELATED-BUILDINGS & FIXTURES	48,232								1.00
2.00	CAPITAL RELATED-MOVABLE EQUIPMENT		48,232							2.00
3.00	EMPLOYEE BENEFITS DEPARTMENT	461	461	6,764,408						3.00
4.00	ADMINISTRATIVE AND GENERAL	299	299	470,884	-2,251,144	13,329,896				4.00
5.00	PLANT OP, MAINT. & REPAIRS	1,076	1,076	191,045	0	1,084,224	46,396			5.00
6.00	LAUNDRY AND LINEN SERVICE	846	846	63,347	0	130,562	846	46,959		6.00
7.00	HOUSEKEEPING	100	100	215,214	0	429,588	100	0	2,454	7.00
8.00	DIETARY	3,984	3,984	679,495	0	1,504,343	3,984	13,194	168	8.00
9.00	NURSING ADMINISTRATION	271	271	445,679	0	644,859	271	0	63	9.00
10.00	CENTRAL SERVICES AND SUPPLY	0	0	0	0	1,201	0	0	0	10.00
11.00	PHARMACY	0	0	0	0	0	0	0	0	11.00
12.00	MEDICAL RECORDS	0	0	90,814	0	110,308	0	0	18	12.00
13.00	MEDICAL SOCIAL SERVICES	351	351	304,103	0	443,558	351	0	60	13.00
14.00	ACTIVITIES PROGRAM	0	0	0	0	0	0	0	0	14.00
15.00	QA & PERFORMANCE IMPROVEMENT PROGRAM	0	0	0	0	28,800	0	0	0	15.00
16.00	TRAINING AND IN-SERVICE EDUCATION	0	0	0	0	0	0	0	0	16.00
17.00	PATIENT TRANSPORTATION PART A	0	0	0	0	0	0	0	0	17.00
18.00	OTHER GENERAL SERVICE COST	0	0	0	0	0	0	0	0	18.00
INPATIENT ROUTINE SERVICE COST CENTERS										
25.00	SKILLED NURSING FACILITY	5,189	5,189	1,426,784	0	2,089,475	5,189	20,864	504	25.00
26.00	NURSING FACILITY	0	0	0	0	0	0	0	0	26.00
27.00	ICF/IID	0	0	0	0	0	0	0	0	27.00
ANCILLARY SERVICE COST CENTERS										
30.00	RADIOLOGY-DIAGNOSTIC	0	0	0	0	36,238	0	0	0	30.00
31.00	RADIOLOGY-THERAPEUTIC/CHEMOTHERAPY	0	0	0	0	0	0	0	0	31.00
32.00	LABORATORY	0	0	0	0	40,049	0	0	0	32.00
33.00	INTRAVENOUS THERAPY	0	0	0	0	5,152	0	0	0	33.00
34.00	RESPIRATORY THERAPY	0	0	0	0	0	0	0	0	34.00
35.00	PHYSICAL THERAPY	116	116	0	0	331,043	116	0	21	35.00
36.00	OCCUPATIONAL THERAPY	117	117	0	0	300,008	117	0	0	36.00
37.00	SPEECH LANGUAGE PATHOLOGIST	43	43	0	0	81,442	43	0	0	37.00
38.00	AUDIOLOGY	0	0	0	0	0	0	0	0	38.00
39.00	ELECTROCARDIOLOGY	0	0	0	0	0	0	0	0	39.00
40.00	MEDICAL SUPPLIES CHARGED TO PATIENTS	268	268	0	0	114,790	268	0	0	40.00
41.00	DRUGS: DRUGS CHARGED TO PATIENTS	0	0	0	0	273,444	0	0	0	41.00
42.00	DRUGS: IV SOLUTIONS	0	0	0	0	0	0	0	0	42.00
43.00	DENTAL CARE	0	0	0	0	0	0	0	0	43.00
44.00	APPLIANCES AND EQUIPMENT	0	0	0	0	0	0	0	0	44.00
45.00	BLOOD AND BLOOD PRODUCTS	0	0	0	0	0	0	0	0	45.00
46.00	BLOOD TRANSFUSION/PROCESSING/STORAGE	0	0	0	0	0	0	0	0	46.00
47.00	OTHER ANCILLARY SERVICE COST	0	0	0	0	0	0	0	0	47.00
OUTPATIENT SERVICE COST CENTERS										
60.00	SCREENING & PREVENTIVE SERVICES	0	0	0	0	0	0	0	0	60.00
61.00	OUTPATIENT LABORATORY	0	0	0	0	0	0	0	0	61.00
62.00	PORTABLE X-RAY SERVICES	0	0	0	0	0	0	0	0	62.00
63.00	OUTPATIENT DURABLE MEDICAL EQUIPMENT	0	0	0	0	0	0	0	0	63.00
64.00	OTHER OUTPATIENT SERVICE COST	0	0	0	0	0	0	0	0	64.00
OUTPATIENT REIMBURSABLE COST CENTERS										

Brighton Gardens of Edison	Period:	Run Date Time:	5/11/2026 1:29
Provider CCN: 31-5351	From: 01/01/2025	MCRIF32	2540-24
	To: 12/31/2025	Version:	2.7.181.0

COST ALLOCATIONS - STATISTICAL BASIS

Worksheet B-1

	Cost Center Description	CRC - B&F (SQUARE FEET)	CRC - ME (SQUARE FEET)	EMPLOYEE BENEFITS DEPARTMENT (GROSS SALARIES)	RECONCILIATION	ADMINISTRATIVE AND GENERAL (ACCUM. COST)	PLANT OP, MAINT & REPAIRS (SQUARE FEET)	LAUNDRY & LINEN SERVICE (POUNDS OF LAUNDRY)	HOUSEKEEPING (HOURS OF SERVICE)	
		1.00	2.00	3.00	4A	4.00	5.00	6.00	7.00	
70.00	HOME HEALTH AGENCY	0	0	0	0	0	0	0	0	70.00
71.00	AMBULANCE	0	0	0	0	0	0	0	0	71.00
72.00	HOSPICE	0	0	0	0	0	0	0	0	72.00
73.00	CORF	0	0	0	0	0	0	0	0	73.00
74.00	OPT	0	0	0	0	0	0	0	0	74.00
75.00	OOT	0	0	0	0	0	0	0	0	75.00
76.00	OSP	0	0	0	0	0	0	0	0	76.00
77.00	OTHER OUTPATIENT REIMBURSABLE COST	0	0	0	0	0	0	0	0	77.00
COST REIMBURSED SERVICES COST CENTERS										
80.00	PREVENTIVE VACCINES	0	0	0	0	0	0	0	0	80.00
81.00	OTHER COST REIMBURSED SERVICE COST	0	0	0	0	0	0	0	0	81.00
89.00	SUBTOTAL	13,121	13,121	3,887,365	-2,251,144	7,649,084	11,285	34,058	834	89.00
NONREIMBURSABLE COST CENTERS										
90.00	GIFT, FLOWER, COFFEE SHOPS & CANTEEN	0	0	0	0	0	0	0	0	90.00
91.00	NONPAID WORKERS	0	0	0	0	0	0	0	0	91.00
92.00	PHYSICIAN PRIVATE OFFICES	0	0	0	0	0	0	0	0	92.00
93.00	OTHER LONG TERM CARE	34,850	34,850	2,540,215	0	5,010,313	34,850	12,013	1,620	93.00
93.01	MARKETING	100	100	336,828	0	629,648	100	0	0	93.01
93.02	BARBER AND BEAUTY	161	161	0	0	40,851	161	888	0	93.02
98.00	CROSS FOOT ADJUSTMENT									98.00
99.00	NEGATIVE COST CENTER									99.00
102.00	COST TO BE ALLOCATED - WKST B, PART I	2,602,620	14,522	762,415		2,251,144	1,267,327	175,720	504,868	102.00
103.00	UNIT COST MULTIPLIER - WKST B, PART I	53.960441	0.301086	0.112710		0.168879	27.315437	3.741988	205.732681	103.00
104.00	COST TO BE ALLOCATED - WKST B, PART II			25,015		17,965	60,553	47,420	6,932	104.00
105.00	UNIT COST MULTIPLIER - WKST B, PART II			0.003698		0.001348	1.305134	1.009817	2.824776	105.00

Brighton Gardens of Edison	Period:	Run Date Time:	5/11/2026 1:29
Provider CCN: 31-5351	From: 01/01/2025	MCRIF32	2540-24
	To: 12/31/2025	Version:	2.7.181.0

COST ALLOCATIONS - STATISTICAL BASIS

Worksheet B-1

	Cost Center Description	DIETARY (MEALS SERVED)	NURSING ADMIN (HC DAYS)	CENTRAL SERVICES & SUPPLY (COSTED REQUIS.)	PHARMACY (COSTED REQUIS.)	MEDICAL RECORDS (HC DAYS)	MEDICAL SOCIAL SERVICES (PATIENT DA YS)	ACTIVITIES PROGRAM (TIME SPENT)	QUALITY & PERFORM IMPROV PGM (HC DAYS)	
		8.00	9.00	10.00	11.00	12.00	13.00	14.00	15.00	
GENERAL SERVICE COST CENTERS										
1.00	CAPITAL RELATED-BUILDINGS & FIXTURES									1.00
2.00	CAPITAL RELATED-MOVABLE EQUIPMENT									2.00
3.00	EMPLOYEE BENEFITS DEPARTMENT									3.00
4.00	ADMINISTRATIVE AND GENERAL									4.00
5.00	PLANT OP, MAINT. & REPAIRS									5.00
6.00	LAUNDRY AND LINEN SERVICE									6.00
7.00	HOUSEKEEPING									7.00
8.00	DIETARY	123,588								8.00
9.00	NURSING ADMINISTRATION	0	8,429							9.00
10.00	CENTRAL SERVICES AND SUPPLY	0	0	100						10.00
11.00	PHARMACY	0	0	0	0					11.00
12.00	MEDICAL RECORDS	0	0	0	0	8,429				12.00
13.00	MEDICAL SOCIAL SERVICES	0	0	0	0	0	41,196			13.00
14.00	ACTIVITIES PROGRAM	0	0	0	0	0	0	0		14.00
15.00	QA & PERFORMANCE IMPROVEMENT PROGRAM	0	0	0	0	0	0	0	8,429	15.00
16.00	TRAINING AND IN-SERVICE EDUCATION	0	0	0	0	0	0	0	0	16.00
17.00	PATIENT TRANSPORTATION PART A	0	0	0	0	0	0	0	0	17.00
18.00	OTHER GENERAL SERVICE COST	0	0	0	0	0	0	0	0	18.00
INPATIENT ROUTINE SERVICE COST CENTERS										
25.00	SKILLED NURSING FACILITY	25,287	8,429	100	0	8,429	8,429	0	8,429	25.00
26.00	NURSING FACILITY	0	0	0	0	0	0	0	0	26.00
27.00	ICF/IID	0	0	0	0	0	0	0	0	27.00
ANCILLARY SERVICE COST CENTERS										
30.00	RADIOLOGY-DIAGNOSTIC	0	0	0	0	0	0	0	0	30.00
31.00	RADIOLOGY-THERAPEUTIC/CHEMOTHERAPY	0	0	0	0	0	0	0	0	31.00
32.00	LABORATORY	0	0	0	0	0	0	0	0	32.00
33.00	INTRAVENOUS THERAPY	0	0	0	0	0	0	0	0	33.00
34.00	RESPIRATORY THERAPY	0	0	0	0	0	0	0	0	34.00
35.00	PHYSICAL THERAPY	0	0	0	0	0	0	0	0	35.00
36.00	OCCUPATIONAL THERAPY	0	0	0	0	0	0	0	0	36.00
37.00	SPEECH LANGUAGE PATHOLOGIST	0	0	0	0	0	0	0	0	37.00
38.00	AUDIOLOGY	0	0	0	0	0	0	0	0	38.00
39.00	ELECTROCARDIOLOGY	0	0	0	0	0	0	0	0	39.00
40.00	MEDICAL SUPPLIES CHARGED TO PATIENTS	0	0	0	0	0	0	0	0	40.00
41.00	DRUGS: DRUGS CHARGED TO PATIENTS	0	0	0	0	0	0	0	0	41.00
42.00	DRUGS: IV SOLUTIONS	0	0	0	0	0	0	0	0	42.00
43.00	DENTAL CARE	0	0	0	0	0	0	0	0	43.00
44.00	APPLIANCES AND EQUIPMENT	0	0	0	0	0	0	0	0	44.00
45.00	BLOOD AND BLOOD PRODUCTS	0	0	0	0	0	0	0	0	45.00
46.00	BLOOD TRANSFUSION/PROCESSING/STORAGE	0	0	0	0	0	0	0	0	46.00
47.00	OTHER ANCILLARY SERVICE COST	0	0	0	0	0	0	0	0	47.00
OUTPATIENT SERVICE COST CENTERS										
60.00	SCREENING & PREVENTIVE SERVICES	0	0	0	0	0	0	0	0	60.00
61.00	OUTPATIENT LABORATORY	0	0	0	0	0	0	0	0	61.00
62.00	PORTABLE X-RAY SERVICES	0	0	0	0	0	0	0	0	62.00
63.00	OUTPATIENT DURABLE MEDICAL EQUIPMENT	0	0	0	0	0	0	0	0	63.00
64.00	OTHER OUTPATIENT SERVICE COST	0	0	0	0	0	0	0	0	64.00
OUTPATIENT REIMBURSABLE COST CENTERS										
70.00	HOME HEALTH AGENCY	0	0	0	0	0	0	0	0	70.00

Brighton Gardens of Edison	Period:	Run Date Time:	5/11/2026 1:29
Provider CCN: 31-5351	From: 01/01/2025	MCRIF32	2540-24
	To: 12/31/2025	Version:	2.7.181.0

COST ALLOCATIONS - STATISTICAL BASIS

Worksheet B-1

	Cost Center Description	DIETARY (MEALS SERVED)	NURSING ADMIN (HC DAYS)	CENTRAL SERVICES & SUPPLY (COSTED REQUIS.)	PHARMACY (COSTED REQUIS.)	MEDICAL RECORDS (HC DAYS)	MEDICAL SOCIAL SERVICES (PATIENT DA YS)	ACTIVITIES PROGRAM (TIME SPENT)	QUALITY & PERFORM IMPROV PGM (HC DAYS)	
		8.00	9.00	10.00	11.00	12.00	13.00	14.00	15.00	
71.00	AMBULANCE	0	0	0	0	0	0	0	0	71.00
72.00	HOSPICE	0	0	0	0	0	0	0	0	72.00
73.00	CORF	0	0	0	0	0	0	0	0	73.00
74.00	OPT	0	0	0	0	0	0	0	0	74.00
75.00	OOT	0	0	0	0	0	0	0	0	75.00
76.00	OSP	0	0	0	0	0	0	0	0	76.00
77.00	OTHER OUTPATIENT REIMBURSABLE COST	0	0	0	0	0	0	0	0	77.00
COST REIMBURSED SERVICES COST CENTERS										
80.00	PREVENTIVE VACCINES	0	0	0	0	0	0	0	0	80.00
81.00	OTHER COST REIMBURSED SERVICE COST	0	0	0	0	0	0	0	0	81.00
89.00	SUBTOTAL	25,287	8,429	100	0	8,429	8,429	0	8,429	89.00
NONREIMBURSABLE COST CENTERS										
90.00	GIFT, FLOWER, COFFEE SHOPS & CANTEN	0	0	0	0	0	0	0	0	90.00
91.00	NONPAID WORKERS	0	0	0	0	0	0	0	0	91.00
92.00	PHYSICIAN PRIVATE OFFICES	0	0	0	0	0	0	0	0	92.00
93.00	OTHER LONG TERM CARE	98,301	0	0	0	0	32,767	0	0	93.00
93.01	MARKETING	0	0	0	0	0	0	0	0	93.01
93.02	BARBER AND BEAUTY	0	0	0	0	0	0	0	0	93.02
98.00	CROSS FOOT ADJUSTMENT									98.00
99.00	NEGATIVE COST CENTER									99.00
102.00	COST TO BE ALLOCATED - WKST B, PART I	1,951,155	774,125	1,404	0	132,640	540,398	0	33,664	102.00
103.00	UNIT COST MULTIPLIER - WKST B, PART I	15.787576	91.840669	14.040000	0.000000	15.736149	13.117730	0.000000	3.993831	103.00
104.00	COST TO BE ALLOCATED - WKST B, PART II	239,718	17,754	2	0	536	21,396	0	39	104.00
105.00	UNIT COST MULTIPLIER - WKST B, PART II	1.939654	2.106300	0.020000	0.000000	0.063590	0.519371	0.000000	0.004627	105.00

Brighton Gardens of Edison	Period: 01/01/2025	Run Date Time: 5/11/2026 1:29
Provider CCN: 31-5351	To: 12/31/2025	MCRIF32 2540-24
		Version: 2.7.181.0

COST ALLOCATIONS - STATISTICAL BASIS

Worksheet B-1

	Cost Center Description	TRAINING & IN-SERVICE EDUCATION (PATIENT DAYS)	PATIENT TRANSPORT PART A (PATIENT DAYS)	OTHER GENERAL SERVICE COST (PATIENT DAYS)		
		16.00	17.00	18.00		
GENERAL SERVICE COST CENTERS						
1.00	CAPITAL RELATED-BUILDINGS & FIXTURES					1.00
2.00	CAPITAL RELATED-MOVABLE EQUIPMENT					2.00
3.00	EMPLOYEE BENEFITS DEPARTMENT					3.00
4.00	ADMINISTRATIVE AND GENERAL					4.00
5.00	PLANT OP, MAINT. & REPAIRS					5.00
6.00	LAUNDRY AND LINEN SERVICE					6.00
7.00	HOUSEKEEPING					7.00
8.00	DIETARY					8.00
9.00	NURSING ADMINISTRATION					9.00
10.00	CENTRAL SERVICES AND SUPPLY					10.00
11.00	PHARMACY					11.00
12.00	MEDICAL RECORDS					12.00
13.00	MEDICAL SOCIAL SERVICES					13.00
14.00	ACTIVITIES PROGRAM					14.00
15.00	QA & PERFORMANCE IMPROVEMENT PROGRAM					15.00
16.00	TRAINING AND IN-SERVICE EDUCATION	0				16.00
17.00	PATIENT TRANSPORTATION PART A	0	0			17.00
18.00	OTHER GENERAL SERVICE COST	0	0	0		18.00
INPATIENT ROUTINE SERVICE COST CENTERS						
25.00	SKILLED NURSING FACILITY	0	0	0		25.00
26.00	NURSING FACILITY	0		0		26.00
27.00	ICF/IID	0		0		27.00
ANCILLARY SERVICE COST CENTERS						
30.00	RADIOLOGY-DIAGNOSTIC	0		0		30.00
31.00	RADIOLOGY-THERAPEUTIC/CHEMOTHERAPY	0		0		31.00
32.00	LABORATORY	0		0		32.00
33.00	INTRAVENOUS THERAPY	0		0		33.00
34.00	RESPIRATORY THERAPY	0		0		34.00
35.00	PHYSICAL THERAPY	0		0		35.00
36.00	OCCUPATIONAL THERAPY	0		0		36.00
37.00	SPEECH LANGUAGE PATHOLOGIST	0		0		37.00
38.00	AUDIOLOGY	0		0		38.00
39.00	ELECTROCARDIOLOGY	0		0		39.00
40.00	MEDICAL SUPPLIES CHARGED TO PATIENTS	0		0		40.00
41.00	DRUGS: DRUGS CHARGED TO PATIENTS	0		0		41.00
42.00	DRUGS: IV SOLUTIONS	0		0		42.00
43.00	DENTAL CARE	0		0		43.00
44.00	APPLIANCES AND EQUIPMENT	0		0		44.00
45.00	BLOOD AND BLOOD PRODUCTS	0		0		45.00
46.00	BLOOD TRANSFUSION/PROCESSING/STORAGE	0		0		46.00
47.00	OTHER ANCILLARY SERVICE COST	0		0		47.00
OUTPATIENT SERVICE COST CENTERS						
60.00	SCREENING & PREVENTIVE SERVICES	0		0		60.00
61.00	OUTPATIENT LABORATORY	0		0		61.00
62.00	PORTABLE X-RAY SERVICES	0		0		62.00
63.00	OUTPATIENT DURABLE MEDICAL EQUIPMENT	0		0		63.00
64.00	OTHER OUTPATIENT SERVICE COST	0		0		64.00
OUTPATIENT REIMBURSABLE COST CENTERS						

Brighton Gardens of Edison	Period:	Run Date Time:	5/11/2026 1:29
Provider CCN: 31-5351	From: 01/01/2025	MCRIF32	2540-24
	To: 12/31/2025	Version:	2.7.181.0

COST ALLOCATIONS - STATISTICAL BASIS

Worksheet B-1

	Cost Center Description	TRAINING & IN-SERVICE EDUCATION (PATIENT DAYS)	PATIENT TRANSPORT PART A (PATIENT DAYS)	OTHER GENERAL SERVICE COST (PATIENT DAYS)		
		16.00	17.00	18.00		
70.00	HOME HEALTH AGENCY	0		0		70.00
71.00	AMBULANCE	0	0	0		71.00
72.00	HOSPICE	0		0		72.00
73.00	CORF	0		0		73.00
74.00	OPT	0		0		74.00
75.00	OOT	0		0		75.00
76.00	OSP	0		0		76.00
77.00	OTHER OUTPATIENT REIMBURSABLE COST	0		0		77.00
COST REIMBURSED SERVICES COST CENTERS						
80.00	PREVENTIVE VACCINES	0		0		80.00
81.00	OTHER COST REIMBURSED SERVICE COST	0		0		81.00
89.00	SUBTOTAL	0	0	0		89.00
NONREIMBURSABLE COST CENTERS						
90.00	GIFT, FLOWER, COFFEE SHOPS & CANTEEN	0		0		90.00
91.00	NONPAID WORKERS	0		0		91.00
92.00	PHYSICIAN PRIVATE OFFICES	0		0		92.00
93.00	OTHER LONG TERM CARE	0		0		93.00
93.01	MARKETING	0		0		93.01
93.02	BARBER AND BEAUTY	0		0		93.02
98.00	CROSS FOOT ADJUSTMENT					98.00
99.00	NEGATIVE COST CENTER					99.00
102.00	COST TO BE ALLOCATED - WKST B, PART I	0	0	0		102.00
103.00	UNIT COST MULTIPLIER - WKST B, PART I	0.000000	0.000000	0.000000		103.00
104.00	COST TO BE ALLOCATED - WKST B, PART II	0	0	0		104.00
105.00	UNIT COST MULTIPLIER - WKST B, PART II	0.000000	0.000000	0.000000		105.00

Brighton Gardens of Edison	Period:	Run Date Time:	5/11/2026 1:29
Provider CCN: 31-5351	From: 01/01/2025	MCRIF32	2540-24
	To: 12/31/2025	Version:	2.7.181.0

RATIO OF COST TO CHARGES FOR ANCILLARY AND OUTPATIENT COST CENTERS

Worksheet C

	Cost Center Description	TOTAL COST	TOTAL CHARGES	CHARGES		COST TO CHARGE RATIO	
				RECLASS-IFICATIONS	RECLASSIFIED CHARGES		
		1.00	2.00	3.00	4.00	5.00	
INPATIENT ROUTINE SERVICE COST CENTERS							
25.00	SKILLED NURSING FACILITY	4,217,466	4,782,807	0	4,782,807		25.00
26.00	NURSING FACILITY	0	0	0	0		26.00
27.00	ICF/IID	0	0	0	0		27.00
ANCILLARY SERVICE COST CENTERS							
30.00	RADIOLOGY-DIAGNOSTIC	42,358	13,477	0	13,477	3.142984	30.00
31.00	RADIOLOGY-THERAPEUTIC/CHEMOTHERAPY	0	0	0	0	0.000000	31.00
32.00	LABORATORY	46,812	33,828	0	33,828	1.383824	32.00
33.00	INTRAVENOUS THERAPY	6,022	5,819	0	5,819	1.034886	33.00
34.00	RESPIRATORY THERAPY	0	0	0	0	0.000000	34.00
35.00	PHYSICAL THERAPY	394,438	609,631	0	609,631	0.647011	35.00
36.00	OCCUPATIONAL THERAPY	353,869	616,417	0	616,417	0.574074	36.00
37.00	SPEECH LANGUAGE PATHOLOGIST	96,371	228,787	0	228,787	0.421226	37.00
38.00	AUDIOLOGY	0	0	0	0	0.000000	38.00
39.00	ELECTROCARDIOLOGY	0	0	0	0	0.000000	39.00
40.00	MEDICAL SUPPLIES CHARGED TO PATIENTS	141,497	101,889	0	101,889	1.388737	40.00
41.00	DRUGS: DRUGS CHARGED TO PATIENTS	319,623	245,243	0	245,243	1.303291	41.00
42.00	DRUGS: IV SOLUTIONS	0	0	0	0	0.000000	42.00
43.00	DENTAL CARE	0	0	0	0	0.000000	43.00
44.00	APPLIANCES AND EQUIPMENT	0	0	0	0	0.000000	44.00
45.00	BLOOD AND BLOOD PRODUCTS	0	0	0	0	0.000000	45.00
46.00	BLOOD TRANSFUSION/PROCESSING/STORAGE	0	0	0	0	0.000000	46.00
47.00	OTHER ANCILLARY SERVICE COST	0	0	0	0	0.000000	47.00
OUTPATIENT SERVICE COST CENTERS							
64.00	OTHER OUTPATIENT SERVICE COST	0	0	0	0	0.000000	64.00
OUTPATIENT REIMBURSABLE COST CENTERS							
71.00	AMBULANCE	0	0	0	0	0.000000	71.00
COST REIMBURSED SERVICES COST CENTERS							
80.00	PREVENTIVE VACCINES	0	0	0	0	0.000000	80.00
81.00	OTHER COST REIMBURSED SERVICE COST	0	0	0	0	0.000000	81.00
100.00	Total	5,618,456	6,637,898	0	6,637,898		100.00

Brighton Gardens of Edison	Period:	Run Date Time:	5/11/2026 1:29
Provider CCN: 31-5351	From: 01/01/2025	MCRIF32	2540-24
	To: 12/31/2025	Version:	2.7.181.0

COMPUTATION OF INPATIENT ROUTINE COSTS

Worksheet D

Title XVIII Skilled Nursing Facility

		RATIO OF COST TO CHARGES	HEALTHCARE CHARGES			HEALTHCARE COSTS			
			INPATIENT	OUTPATIENT	PREVENTIVE VACCINES	INPATIENT	OUTPATIENT	PREVENTIVE VACCINES	
		1.00	2.00	3.00	4.00	5.00	6.00	7.00	
ANCILLARY SERVICE COST CENTERS									
30.00	RADIOLOGY-DIAGNOSTIC	3.142984	10,574	0		33,234	0		30.00
31.00	RADIOLOGY-THERAPEUTIC/CHEMOTHERAPY	0.000000	0	0		0	0		31.00
32.00	LABORATORY	1.383824	28,189	0		39,009	0		32.00
33.00	INTRAVENOUS THERAPY	1.034886	5,152	0		5,332	0		33.00
34.00	RESPIRATORY THERAPY	0.000000	0	0		0	0		34.00
35.00	PHYSICAL THERAPY	0.647011	346,958	0		224,486	0		35.00
36.00	OCCUPATIONAL THERAPY	0.574074	379,250	0		217,718	0		36.00
37.00	SPEECH LANGUAGE PATHOLOGIST	0.421226	148,098	0		62,383	0		37.00
38.00	AUDIOLOGY	0.000000	0	0		0	0		38.00
39.00	ELECTROCARDIOLOGY	0.000000	0	0		0	0		39.00
40.00	MEDICAL SUPPLIES CHARGED TO PATIENTS	1.388737	82,995	0		115,258	0		40.00
41.00	DRUGS: DRUGS CHARGED TO PATIENTS	1.303291	183,673	0		239,379	0		41.00
42.00	DRUGS: IV SOLUTIONS	0.000000	0	0		0	0		42.00
43.00	DENTAL CARE	0.000000	0	0		0	0		43.00
44.00	APPLIANCES AND EQUIPMENT	0.000000	0	0		0	0		44.00
45.00	BLOOD AND BLOOD PRODUCTS	0.000000	0	0		0	0		45.00
46.00	BLOOD TRANSFUSION/PROCESSING/STORAGE	0.000000	0	0		0	0		46.00
47.00	OTHER ANCILLARY SERVICE COST	0.000000	0	0		0	0		47.00
OUTPATIENT SERVICE COST CENTERS									
64.00	OTHER OUTPATIENT SERVICE COST	0.000000	0	0		0	0		64.00
OUTPATIENT REIMBURSABLE COST CENTERS									
71.00	AMBULANCE	0.000000	0	0		0	0		71.00
COST REIMBURSED SERVICES COST CENTERS									
80.00	PREVENTIVE VACCINES	0.000000			0			0	80.00
81.00	OTHER COST REIMBURSED SERVICE COST	0.000000	0	0		0	0		81.00
100.00	Total		1,184,889	0	0	936,799	0	0	100.00

Brighton Gardens of Edison	Period:	Run Date Time:	5/11/2026 1:29
Provider CCN: 31-5351	From: 01/01/2025	MCRIF32	2540-24
	To: 12/31/2025	Version:	2.7.181.0

COMPUTATION OF INPATIENT ROUTINE COSTS

Worksheet D-1

Title XVIII Skilled Nursing Facility

		1.00	
INPATIENT DAYS			
1.00	INPATIENT DAYS INCLUDING PRIVATE ROOM DAYS	8,429	1.00
2.00	PRIVATE ROOM DAYS	2,489	2.00
3.00	INPATIENT DAYS INCLUDING PRIVATE ROOM DAYS APPLICABLE TO THE PROGRAM	4,666	3.00
4.00	MEDICALLY NECESSARY PRIVATE ROOM DAYS APPLICABLE TO THE PROGRAM	0	4.00
5.00	TOTAL GENERAL INPATIENT ROUTINE SERVICE COST	4,217,466	5.00
PRIVATE ROOM DIFFERENTIAL ADJUSTMENT			
6.00	GENERAL INPATIENT ROUTINE SERVICE CHARGES	4,782,807	6.00
7.00	GENERAL INPATIENT ROUTINE SERVICE COST/CHARGE RATIO	0.881797	7.00
8.00	ENTER PRIVATE ROOM CHARGES FROM YOUR RECORDS	1,532,217	8.00
9.00	AVERAGE PRIVATE ROOM PER DIEM CHARGE	615.60	9.00
10.00	ENTER SEMI-PRIVATE ROOM CHARGES FROM YOUR RECORDS	3,217,242	10.00
11.00	AVERAGE SEMI-PRIVATE ROOM PER DIEM CHARGE	541.62	11.00
12.00	AVERAGE PER DIEM PRIVATE ROOM CHARGE DIFFERENTIAL	73.98	12.00
13.00	AVERAGE PER DIEM PRIVATE ROOM COST DIFFERENTIAL	65.24	13.00
14.00	PRIVATE ROOM COST DIFFERENTIAL ADJUSTMENT	162,382	14.00
15.00	GENERAL INPATIENT ROUTINE SERVICE COST NET OF PRIVATE ROOM COST DIFFERENTIAL	4,055,084	15.00
PROGRAM INPATIENT ROUTINE SERVICE COSTS			
16.00	ADJUSTED GENERAL INPATIENT SERVICE COST PER DIEM	481.09	16.00
17.00	PROGRAM ROUTINE SERVICE COST	2,244,766	17.00
18.00	MEDICALLY NECESSARY PRIVATE ROOM COST APPLICABLE TO PROGRAM	0	18.00
19.00	TOTAL PROGRAM GENERAL INPATIENT ROUTINE SERVICE COST	2,244,766	19.00
20.00	CAPITAL RELATED COST ALLOCATED TO INPATIENT ROUTINE SERVICE COSTS	390,677	20.00
21.00	PER DIEM CAPITAL RELATED COSTS	46.35	21.00
22.00	PROGRAM CAPITAL RELATED COST	216,269	22.00
23.00	INPATIENT ROUTINE SERVICE COST	2,028,497	23.00
24.00	AGGREGATE CHARGES TO BENEFICIARIES FOR EXCESS COSTS	0	24.00
25.00	TOTAL PROGRAM ROUTINE SERVICE COSTS FOR COMPARISON TO THE COST LIMITATION	2,028,497	25.00
26.00	ENTER THE PER DIEM LIMITATION		26.00
27.00	INPATIENT ROUTINE SERVICE COST LIMITATION		27.00
28.00	REIMBURSABLE INPATIENT ROUTINE SERVICE COSTS		28.00

Brighton Gardens of Edison	Period:	Run Date Time:	5/11/2026 1:29
Provider CCN: 31-5351	From: 01/01/2025	MCRIF32	2540-24
	To: 12/31/2025	Version:	2.7.181.0

COMPUTATION OF INPATIENT ROUTINE COSTS

Worksheet D-1

Title XIX Skilled Nursing Facility

		1.00	
INPATIENT DAYS			
1.00	INPATIENT DAYS INCLUDING PRIVATE ROOM DAYS	8,429	1.00
2.00	PRIVATE ROOM DAYS	0	2.00
3.00	INPATIENT DAYS INCLUDING PRIVATE ROOM DAYS APPLICABLE TO THE PROGRAM	392	3.00
4.00	MEDICALLY NECESSARY PRIVATE ROOM DAYS APPLICABLE TO THE PROGRAM	0	4.00
5.00	TOTAL GENERAL INPATIENT ROUTINE SERVICE COST	4,217,466	5.00
PRIVATE ROOM DIFFERENTIAL ADJUSTMENT			
6.00	GENERAL INPATIENT ROUTINE SERVICE CHARGES	4,782,807	6.00
7.00	GENERAL INPATIENT ROUTINE SERVICE COST/CHARGE RATIO	0.881797	7.00
8.00	ENTER PRIVATE ROOM CHARGES FROM YOUR RECORDS	0	8.00
9.00	AVERAGE PRIVATE ROOM PER DIEM CHARGE	0.00	9.00
10.00	ENTER SEMI-PRIVATE ROOM CHARGES FROM YOUR RECORDS	0	10.00
11.00	AVERAGE SEMI-PRIVATE ROOM PER DIEM CHARGE	0.00	11.00
12.00	AVERAGE PER DIEM PRIVATE ROOM CHARGE DIFFERENTIAL	0.00	12.00
13.00	AVERAGE PER DIEM PRIVATE ROOM COST DIFFERENTIAL	0.00	13.00
14.00	PRIVATE ROOM COST DIFFERENTIAL ADJUSTMENT	0	14.00
15.00	GENERAL INPATIENT ROUTINE SERVICE COST NET OF PRIVATE ROOM COST DIFFERENTIAL	4,217,466	15.00
PROGRAM INPATIENT ROUTINE SERVICE COSTS			
16.00	ADJUSTED GENERAL INPATIENT SERVICE COST PER DIEM	500.35	16.00
17.00	PROGRAM ROUTINE SERVICE COST	196,137	17.00
18.00	MEDICALLY NECESSARY PRIVATE ROOM COST APPLICABLE TO PROGRAM	0	18.00
19.00	TOTAL PROGRAM GENERAL INPATIENT ROUTINE SERVICE COST	196,137	19.00
20.00	CAPITAL RELATED COST ALLOCATED TO INPATIENT ROUTINE SERVICE COSTS	390,677	20.00
21.00	PER DIEM CAPITAL RELATED COSTS	46.35	21.00
22.00	PROGRAM CAPITAL RELATED COST	18,169	22.00
23.00	INPATIENT ROUTINE SERVICE COST	177,968	23.00
24.00	AGGREGATE CHARGES TO BENEFICIARIES FOR EXCESS COSTS	0	24.00
25.00	TOTAL PROGRAM ROUTINE SERVICE COSTS FOR COMPARISON TO THE COST LIMITATION	177,968	25.00
26.00	ENTER THE PER DIEM LIMITATION	0.00	26.00
27.00	INPATIENT ROUTINE SERVICE COST LIMITATION	0	27.00
28.00	REIMBURSABLE INPATIENT ROUTINE SERVICE COSTS	18,169	28.00

Brighton Gardens of Edison	Period:	Run Date Time:	5/11/2026 1:29
Provider CCN: 31-5351	From: 01/01/2025	MCRIF32	2540-24
	To: 12/31/2025	Version:	2.7.181.0

CALCULATION OF REIMBURSEMENT SETTLEMENT - MEDICARE PART A

**Worksheet E
Part A**

Title XVIII Skilled Nursing Facility

		1.00	
1.00	INPATIENT PPS AMOUNT	3,509,225	1.00
2.00	ALLOWABLE BAD DEBTS	18,779	2.00
3.00	ALLOWABLE BAD DEBTS FOR INDIGENT DUAL ELIGIBLE BENEFICIARIES	12,284	3.00
4.00	REIMBURSABLE BAD DEBTS	12,206	4.00
5.00	TOTAL REIMBURSABLE COST	3,521,431	5.00
6.00	PRIMARY PAYER AMOUNTS	0	6.00
7.00	COINSURANCE	526,027	7.00
8.00	OTHER ADJUSTMENTS (SPECIFY)	0	8.00
9.00	DEMONSTRATION PAYMENT ADJUSTMENT AMOUNT BEFORE SEQUESTRATION	0	9.00
10.00	SEQUESTRATION AMOUNT FOR NON-CLAIMS BASED ITEMS	244	10.00
11.00	SEQUESTRATION AMOUNT	59,664	11.00
12.00	DEMONSTRATION PAYMENT ADJUSTMENT AMOUNT AFTER SEQUESTRATION	0	12.00
13.00	NET REIMBURSABLE COST	2,935,496	13.00
14.00	INTERIM PAYMENTS	2,923,534	14.00
15.00	TENTATIVE ADJUSTMENT	0	15.00
16.00	BALANCE DUE PROVIDER/PROGRAM	11,962	16.00
17.00	PROTESTED AMOUNTS	0	17.00

Brighton Gardens of Edison	Period:	Run Date Time:	5/11/2026 1:29
Provider CCN: 31-5351	From: 01/01/2025	MCRIF32	2540-24
	To: 12/31/2025	Version:	2.7.181.0

ANALYSIS OF PAYMENTS TO PROVIDERS FOR SERVICES RENDERED TO MEDICARE BENEFICIARIES

Worksheet E-1

Title XVIII Skilled Nursing Facility

		PART A		PART B		
		DATE	AMOUNT	DATE	AMOUNT	
		1.00	2.00	3.00	4.00	
1.00	TOTAL INTERIM PAYMENTS PAID TO PROVIDER		2,923,534		0	1.00
2.00	INTERIM PAYMENTS PAYABLE		0		0	2.00
3.00	RETROACTIVE LUMP SUM ADJUSTMENTS					3.00
PROGRAM TO PROVIDER						
3.01	ADJUSTMENT TO PROVIDER		0		0	3.01
3.02			0		0	3.02
3.03			0		0	3.03
3.04			0		0	3.04
3.05			0		0	3.05
PROVIDER TO PROGRAM						
3.50	ADJUSTMENT TO PROGRAM		0		0	3.50
3.51			0		0	3.51
3.52			0		0	3.52
3.53			0		0	3.53
3.54			0		0	3.54
3.99	SUBTOTAL		0		0	3.99
4.00	TOTAL INTERIM PAYMENTS		2,923,534		0	4.00
5.00	CONTRACTOR: TENTATIVE SETTLEMENT PAYMENTS					5.00
PROGRAM TO PROVIDER						
5.01	TENTATIVE TO PROVIDER		0		0	5.01
5.02			0		0	5.02
5.03			0		0	5.03
PROVIDER TO PROGRAM						
5.50	TENTATIVE TO PROGRAM		0		0	5.50
5.51			0		0	5.51
5.52			0		0	5.52
5.99	SUBTOTAL		0		0	5.99
6.00	CONTRACTOR: NET SETTLEMENT AMOUNT					6.00
6.01	PROGRAM TO PROVIDER		11,962		0	6.01
6.02	PROVIDER TO PROGRAM		0		0	6.02
7.00	CONTRACTOR: TOTAL MEDICARE PROGRAM LIABILITY		2,935,496		0	7.00
NAME OF CONTRACTOR		CONTRACTOR NUMBER			DATE OF NPR	
1.00		2.00			3.00	
8.00						8.00

Brighton Gardens of Edison	Period:	Run Date Time:	5/11/2026 1:29
Provider CCN: 31-5351	From: 01/01/2025	MCRIF32	2540-24
	To: 12/31/2025	Version:	2.7.181.0

CALCULATION OF REIMBURSEMENT SETTLEMENT - OTHER

Worksheet E-2

Title XIX Skilled Nursing Facility

		1.00	
COMPUTATION OF NET COST OF COVERED SERVICES			
1.00	INPATIENT ANCILLARY SERVICES	0	1.00
2.00	OUTPATIENT SERVICES	0	2.00
3.00	INPATIENT ROUTINE SERVICES	18,169	3.00
4.00	COST OF COVERED SERVICES	18,169	4.00
5.00	DIFFERENTIAL IN CHARGES BETWEEN SEMIPRIVATE ACCOMMODATIONS AND LESS THAN SEMIPRIVATE ACCOMMODATIONS	0.000000	5.00
6.00	SUBTOTAL	18,169	6.00
7.00	PRIMARY PAYER AMOUNTS	0	7.00
8.00	TOTAL REASONABLE COST	18,169	8.00
REASONABLE CHARGES			
9.00	INPATIENT ANCILLARY SERVICES CHARGES	0	9.00
10.00	OUTPATIENT SERVICES CHARGES	0	10.00
11.00	INPATIENT ROUTINE SERVICES CHARGES	0	11.00
12.00	DIFFERENTIAL IN CHARGES BETWEEN SEMIPRIVATE ACCOMMODATIONS AND LESS THAN SEMIPRIVATE ACCOMMODATIONS	0.000000	12.00
13.00	TOTAL REASONABLE CHARGES	0	13.00
CUSTOMARY CHARGES			
14.00	AGGREGATE AMOUNT ACTUALLY COLLECTED FROM PATIENTS LIABLE FOR PAYMENT FOR SERVICES ON A CHARGE BASIS	0	14.00
15.00	AMOUNTS THAT WOULD HAVE BEEN REALIZED FROM PATIENTS LIABLE FOR PAYMENT FOR SERVICES ON A CHARGE BASIS HAD SUCH PAYMENT BEEN MADE IN ACCORDANCE WITH 42 CFR 413.13(e)	0	15.00
16.00	RATIO OF LINE 14 TO LINE 15 (NOT TO EXCEED 1.000000)	0.000000	16.00
17.00	TOTAL CUSTOMARY CHARGES	0	17.00
COMPUTATION OF REIMBURSEMENT SETTLEMENT			
18.00	COST OF COVERED SERVICES	0	18.00
19.00	COST SHARING	0	19.00
20.00	SUBTOTAL	0	20.00
21.00	ALLOWABLE BAD DEBTS	0	21.00
22.00	SUBTOTAL	0	22.00
23.00	OTHER ADJUSTMENTS (SPECIFY)	0	23.00
24.00	SUBTOTAL	0	24.00
25.00	INTERIM PAYMENTS	0	25.00
26.00	BALANCE DUE PROVIDER/PROGRAM (INDICATE OVERPAYMENT IN PARENTHESES)	0	26.00

Brighton Gardens of Edison	Period:	Run Date Time:	5/11/2026 1:29
Provider CCN: 31-5351	From: 01/01/2025	MCRIF32	2540-24
	To: 12/31/2025	Version:	2.7.181.0

BALANCE SHEET

Worksheet G

		1.00	
ASSETS			
CURRENT ASSETS			
1.00	CASH ON HAND AND IN BANKS	4,305	1.00
2.00	TEMPORARY INVESTMENTS	0	2.00
3.00	NOTES RECEIVABLE	0	3.00
4.00	ACCOUNTS RECEIVABLE	1,602,269	4.00
5.00	OTHER RECEIVABLES	0	5.00
6.00	LESS: ALLOWANCES FOR UNCOLLECTIBLE NOTES AND ACCOUNTS RECEIVABLE	212,457	6.00
7.00	INVENTORY	0	7.00
8.00	PREPAID EXPENSES	92,563	8.00
9.00	OTHER CURRENT ASSETS	45,547,994	9.00
10.00	DUE FROM OTHER FUNDS	0	10.00
11.00	TOTAL CURRENT ASSETS)	47,034,674	11.00
FIXED ASSETS			
12.00	LAND	0	12.00
13.00	LAND IMPROVEMENTS	411,405	13.00
14.00	LESS: ACCUMULATED DEPRECIATION	93,074	14.00
15.00	BUILDINGS	0	15.00
16.00	LESS: ACCUMULATED DEPRECIATION	0	16.00
17.00	LEASEHOLD IMPROVEMENTS	1,798,058	17.00
18.00	LESS: ACCUMULATED AMORTIZATION	864,248	18.00
19.00	FIXED EQUIPMENT	0	19.00
20.00	LESS: ACCUMULATED DEPRECIATION	0	20.00
21.00	AUTOMOBILES AND TRUCKS	0	21.00
22.00	LESS: ACCUMULATED DEPRECIATION	0	22.00
23.00	MAJOR MOVABLE EQUIPMENT	4,114,413	23.00
24.00	LESS: ACCUMULATED DEPRECIATION	2,396,659	24.00
25.00	MINOR EQUIPMENT - DEPRECIABLE	0	25.00
26.00	MINOR EQUIPMENT NONDEPRECIABLE	0	26.00
27.00	OTHER FIXED ASSETS	0	27.00
28.00	TOTAL FIXED ASSETS	2,969,895	28.00
OTHER ASSETS			
29.00	INVESTMENTS	0	29.00
30.00	DEPOSITS ON LEASES	0	30.00
31.00	DUE FROM OWNERS/OFFICERS	0	31.00
32.00	OTHER ASSETS	216,135	32.00
33.00	TOTAL OTHER ASSETS	216,135	33.00
34.00	TOTAL ASSETS	50,220,704	34.00
LIABILITIES			
CURRENT LIABILITIES			
35.00	ACCOUNTS PAYABLE	257,751	35.00
36.00	SALARIES, WAGES, AND FEES PAYABLE	285,316	36.00
37.00	PAYROLL TAXES PAYABLE	0	37.00
38.00	NOTES & LOANS PAYABLE (SHORT TERM)	0	38.00
39.00	DEFERRED INCOME	0	39.00
40.00	ACCELERATED PAYMENTS	0	40.00
41.00	DUE TO OTHER FUNDS	0	41.00
42.00	OTHER CURRENT LIABILITIES	245,512	42.00
43.00	TOTAL CURRENT LIABILITIES	788,579	43.00
LONG TERM LIABILITIES			
44.00	MORTGAGE PAYABLE	0	44.00
45.00	NOTES PAYABLE	0	45.00
46.00	UNSECURED LOANS	0	46.00
47.00	LOANS FROM OWNERS	0	47.00
48.00	OTHER LONG TERM LIABILITIES	0	48.00
49.00	TOTAL LONG TERM LIABILITIES	0	49.00
50.00	TOTAL LIABILITIES	788,579	50.00
CAPITAL ACCOUNTS			
51.00	FUND BALANCE	49,432,125	51.00
52.00	TOTAL LIABILITIES AND FUND BALANCES	50,220,704	52.00

Brighton Gardens of Edison	Period:	Run Date Time:	5/11/2026 1:29
Provider CCN: 31-5351	From: 01/01/2025	MCRIF32	2540-24
	To: 12/31/2025	Version:	2.7.181.0

STATEMENT OF PATIENT REVENUES AND OPERATING EXPENSES

Worksheet G-2

PART I - PATIENT REVENUES													
		INPATIENT					OUTPATIENT					TOTAL	
		MEDICARE FFS	MEDICARE HMO	MEDICAID	MEDICAID HMO	OTHER	MEDICARE FFS	MEDICARE HMO	MEDICAID	MEDICAID HMO	OTHER	TOTAL	
		1.00	2.00	3.00	4.00	5.00	6.00	7.00	8.00	9.00	10.00	11.00	
GENERAL INPATIENT ROUTINE CARE SERVICES													
1.00	SKILLED NURSING FACILITY	2,640,238	724,412	226,526	263,509	928,122						4,782,807	1.00
2.00	NURSING FACILITY	0	0	0	0	0						0	2.00
3.00	ICF/IID	0	0	0	0	0						0	3.00
4.00	TOTAL GENERAL INPATIENT CARE SERVICES	2,640,238	724,412	226,526	263,509	928,122						4,782,807	4.00
ALL OTHER SERVICES													
5.00	ANCILLARY SERVICES	1,214,199	419,500	175	0	63,733	157,484	0	0	0	0	1,855,091	5.00
6.00	HOME HEALTH AGENCY						0	0	0	0	0	0	6.00
7.00	AMBULANCE		0	0	0	0	0	0	0	0	0	0	7.00
8.00	HOSPICE	0	0	0	0	0	0	0	0	0	0	0	8.00
9.00	ALL OTHER REVENUES	0	0	0	0	0	0	0	0	0	0	0	9.00
10.00	TOTAL PATIENT REVENUES	3,854,437	1,143,912	226,701	263,509	991,855	157,484	0	0	0	0	6,637,898	10.00
PART II - OPERATING EXPENSES													
		TOTAL											
		1.00											
11.00	OPERATING EXPENSES	16,123,148										11.00	
12.00	ADD (SPECIFY)	0										12.00	
13.00	TOTAL ADDITIONS	0										13.00	
14.00	DEDUCT (SPECIFY)	0										14.00	
15.00	TOTAL DEDUCTIONS	0										15.00	
16.00	TOTAL OPERATING EXPENSES	16,123,148										16.00	

Brighton Gardens of Edison	Period:	Run Date Time:	5/11/2026 1:29
Provider CCN: 31-5351	From: 01/01/2025	MCRIF32	2540-24
	To: 12/31/2025	Version:	2.7.181.0

STATEMENT OF REVENUES AND EXPENSES

Worksheet G-3

		1.00	
INCOME FROM SERVICES TO PATIENTS			
1.00	TOTAL PATIENT REVENUES	6,637,898	1.00
2.00	LESS: CONTRACTUAL ALLOWANCES AND DISCOUNTS ON PATIENT ACCOUNTS	2,359,471	2.00
3.00	NET PATIENT REVENUES	4,278,427	3.00
4.00	LESS: TOTAL OPERATING EXPENSES	16,123,148	4.00
5.00	NET INCOME FROM SERVICES TO PATIENTS	-11,844,721	5.00
OTHER INCOME			
6.00	CONTRIBUTIONS, DONATIONS, BEQUESTS, ETC.	0	6.00
7.00	INCOME FROM INVESTMENTS	0	7.00
8.00	REVENUES FROM COMMUNICATIONS (TELEPHONE AND INTERNET SERVICES)	0	8.00
9.00	REVENUE FROM TELEVISION AND RADIO SERVICES	0	9.00
10.00	PURCHASE DISCOUNTS	0	10.00
11.00	REBATES AND REFUNDS OF EXPENSES	0	11.00
12.00	PARKING LOT RECEIPTS	0	12.00
13.00	REVENUE FROM LAUNDRY AND LINEN SERVICE	0	13.00
14.00	REVENUE FROM MEALS SOLD TO EMPLOYEES AND GUESTS	13,044	14.00
15.00	REVENUE FROM RENTAL OF LIVING QUARTERS	0	15.00
16.00	REVENUE FROM SALE OF MEDICAL AND SURGICAL SUPPLIES TO OTHER THAN PATIENTS	0	16.00
17.00	REVENUE FROM SALE OF DRUGS TO OTHER THAN PATIENTS	0	17.00
18.00	REVENUE FROM SALE OF MEDICAL RECORDS AND ABSTRACTS	0	18.00
19.00	TUITION (FEES, SALE OF TEXTBOOKS, UNIFORMS, ETC.)	0	19.00
20.00	REVENUE FROM GIFTS, FLOWER, COFFEE SHOPS, CANTEEN	0	20.00
21.00	RENTAL OF VENDING MACHINES	0	21.00
22.00	RENTAL OF SKILLED NURSING SPACE	0	22.00
23.00	GOVERNMENTAL APPROPRIATIONS	0	23.00
24.00	OTHER MISCELLANEOUS REVENUE	149,886	24.00
24.01	BARBER & BEAUTY REVENUE	38,500	24.01
24.02	OTHER INCOME - OLTC	11,522,474	24.02
25.00	PHE FUNDING	0	25.00
26.00	TOTAL OTHER INCOME	11,723,904	26.00
27.00	TOTAL INCOME	-120,817	27.00
EXPENSES			
28.00	OTHER EXPENSES (SPECIFY)	0	28.00
29.00		0	29.00
30.00		0	30.00
31.00	TOTAL OTHER EXPENSES	0	31.00
32.00	NET INCOME (LOSS) FOR THE PERIOD	-120,817	32.00

Sunrise - Edison
Year End: December 31, 2025
Medicare Trial balance Groupings

Prepared by	Reviewed by	Reviewed by	Reviewed by
CS122803 4/21/2026	TP119062 4/29/2026		

220E.000

Account	PY Ending Balance	CY Beginning Balance	Adj's	Reclass	CY Ending Balance	Annotation	%Chg
18880.0000.00000.00000 Resident Trust	2,943.00	4,305.00	0.00	0.00	4,305.00		46
10101 Cash on hand and in banks	2,943.00	4,305.00	0.00	0.00	4,305.00		46
12040.0000.00000.00000 AR - Misc	0.00	(1,738.00)	0.00	0.00	(1,738.00)		0
12043.0000.00000.00000 AR Medicare Remittance Fin Adj	0.00	(146.00)	0.00	0.00	(146.00)		0
12105.0000.00000.30000 AR - Residents - PCC - Private	722,555.00	646,325.00	0.00	0.00	646,325.00		(11)
12105.0000.00000.31000 AR - Residents - PCC - Medicare	0.00	20,293.00	0.00	0.00	20,293.00		0
12105.0000.00000.31100 AR - Residents - PCC - Medicare A	458,856.00	549,829.00	0.00	0.00	549,829.00		20
12105.0000.00000.31200 AR - Residents - PCC - Medicare B	20,888.00	16,122.00	0.00	0.00	16,122.00		(23)
12105.0000.00000.32000 AR - Residents - PCC - Medicaid	94,140.00	86,379.00	0.00	0.00	86,379.00		(8)
12105.0000.00000.33000 AR - Residents - PCC - Insurance/Other	1,866.00	4,257.00	0.00	0.00	4,257.00		128
12105.0000.00000.33500 AR - Residents - PCC - Hospice	26,460.00	6,180.00	0.00	0.00	6,180.00		(77)
12105.0000.00000.35100 AR - Residents - PCC - Medicare Advantage(Part A)	267,905.00	267,437.00	0.00	0.00	267,437.00		0
12105.0000.00000.35200 AR - Residents - PCC - Medicare Advantage (Part B)	16,165.00	7,331.00	0.00	0.00	7,331.00		(55)
10401 Accounts receivable	1,608,835.00	1,602,269.00	0.00	0.00	1,602,269.00		0
12180.0000.00000.30000 Allowance for Bad Debts - Private	(213,656.00)	(143,546.00)	0.00	0.00	(143,546.00)		(33)
12180.0000.00000.31000 Allowance for Bad Debts - Medicare	(390.00)	0.00	0.00	0.00	0.00		(100)
12180.0000.00000.32000 Allowance for Bad Debts - Medicaid	(34,357.00)	(35,630.00)	0.00	0.00	(35,630.00)		4
12180.0000.00000.33000 Allowance for Bad Debts - Insurance/Other	(98,166.00)	(33,281.00)	0.00	0.00	(33,281.00)		(66)
10601 Less: allowances for uncollectible notes and accou	(346,569.00)	(212,457.00)	0.00	0.00	(212,457.00)		(39)
13040.0000.00000.00000 Prepaid - IT Expenses	5,859.00	0.00	0.00	0.00	0.00		(100)
13050.0000.00000.00000 Prepaid - Workday Expenses	14,632.00	30,589.00	0.00	0.00	30,589.00		109
13093.0000.00000.00000 Prepaid - WC Insurance	20,322.00	18,825.00	0.00	0.00	18,825.00		(7)
13094.0000.00000.00000 Prepaid - Liab Insurance	31,450.00	43,149.00	0.00	0.00	43,149.00		37
10801 Prepaid expenses	72,263.00	92,563.00	0.00	0.00	92,563.00		28
12195.0000.00000.00000 Owner ZBA Transfers	46,410,599.00	46,410,599.00	0.00	0.00	46,410,599.00		0
12249.0000.00000.00000 Interco Due From - Managed	(64,914,879.00)	(77,167,235.00)	0.00	0.00	(77,167,235.00)		19
14997.0000.00000.00000 Intracompany Due From	63,960,664.00	76,311,271.00	0.00	0.00	76,311,271.00		19
14999.0000.00000.00000 Intracompany Due From Same Own	(6,641.00)	(6,641.00)	0.00	0.00	(6,641.00)		0
10901 Other current assets	45,449,743.00	45,547,994.00	0.00	0.00	45,547,994.00		0
15610.0000.00000.00000 Land Improvements-AM	306,996.00	411,405.00	0.00	0.00	411,405.00		34
11301 Land improvements	306,996.00	411,405.00	0.00	0.00	411,405.00		34
15710.0000.00000.00000 AD-Land Improvements-AM	(70,105.00)	(93,074.00)	0.00	0.00	(93,074.00)		33
11401 Less: Accumulated depreciation(Land Improvements)	(70,105.00)	(93,074.00)	0.00	0.00	(93,074.00)		33
15621.0000.00000.00000 Building Paint and Paper	534.00	534.00	0.00	0.00	534.00		0
15625.0000.00000.00000 Short-Lived Bldg Improvmnts-AM	1,129,950.00	1,619,891.00	0.00	0.00	1,619,891.00		43
15633.0000.00000.00000 Flooring (3 year life)	108,433.00	143,585.00	0.00	0.00	143,585.00		32
15635.0000.00000.00000 Flooring and Renovations-AM	38,158.00	34,048.00	0.00	0.00	34,048.00		(11)
11701 Leasehold improvements	1,277,075.00	1,798,058.00	0.00	0.00	1,798,058.00		41
15721.0000.00000.00000 AD-Building Paint and Paper-AM	(534.00)	(534.00)	0.00	0.00	(534.00)		0

Sunrise - Edison
 Year End: December 31, 2025
 Medicare Trial balance Groupings

Prepared by	Reviewed by	Reviewed by	Reviewed by
CS122803 4/21/2026	TP119062 4/29/2026		

220E.000-1

Account	PY Ending Balance	CY Beginning Balance	Adj's	Reclass	CY Ending Balance	Annotation	%Chg
15725.0000.00000.00000 AD-Short-Lived BI-AM	(627,831.00)	(746,282.00)	0.00	0.00	(746,282.00)		19
15733.0000.00000.00000 AD-Flooring (3 year life)	(53,610.00)	(92,092.00)	0.00	0.00	(92,092.00)		72
15735.0000.00000.00000 AD-Flooring and Renovations-AM	(24,363.00)	(25,340.00)	0.00	0.00	(25,340.00)		4
11801 Less: Accumulated Amortization(Leasehold improveme	(706,338.00)	(864,248.00)	0.00	0.00	(864,248.00)		22
15640.0000.00000.00000 Equipment-AM	2,719,204.00	2,749,177.00	0.00	0.00	2,749,177.00		1
15645.0000.00000.00000 Minor Movables(3yr life)-AM	64,287.00	73,258.00	0.00	0.00	73,258.00		14
15650.0000.00000.00000 Minor Movables(5yr life)-AM	72,317.00	101,448.00	0.00	0.00	101,448.00		40
15655.0000.00000.00000 Furniture(7yr life)-AM	244,948.00	352,609.00	0.00	0.00	352,609.00		44
15656.0000.00000.00000 Furniture(12yr life)-AM	562,500.00	562,500.00	0.00	0.00	562,500.00		0
15662.0000.00000.00000 Vehicle-AM (12 Year Life)	66,344.00	66,344.00	0.00	0.00	66,344.00		0
15670.0000.00000.00000 Computers-AM	126,734.00	117,711.00	0.00	0.00	117,711.00		(7)
15680.0000.00000.00000 Phone System-AM	8,805.00	82,580.00	0.00	0.00	82,580.00		838
18565.0000.00000.00000 AM - Emergency Food Supplies	8,786.00	8,786.00	0.00	0.00	8,786.00		0
12301 Major movable equipment	3,873,925.00	4,114,413.00	0.00	0.00	4,114,413.00		6
15740.0000.00000.00000 AD-Equipment-AM	(1,356,885.00)	(1,429,693.00)	0.00	0.00	(1,429,693.00)		5
15745.0000.00000.00000 AD-Minor Movables(3yr life)-AM	(28,539.00)	(44,981.00)	0.00	0.00	(44,981.00)		58
15750.0000.00000.00000 AD-Minor Movables(5yr life)-AM	(40,084.00)	(44,342.00)	0.00	0.00	(44,342.00)		11
15755.0000.00000.00000 AD-Furniture(7yr life)-AM	(124,730.00)	(155,121.00)	0.00	0.00	(155,121.00)		24
15756.0000.00000.00000 AD-Furniture(12yr life)-AM	(562,500.00)	(562,500.00)	0.00	0.00	(562,500.00)		0
15762.0000.00000.00000 AD-Vehicle-AM (12 Year Life)	(40,543.00)	(46,072.00)	0.00	0.00	(46,072.00)		14
15770.0000.00000.00000 AD-Computers-AM	(86,373.00)	(87,877.00)	0.00	0.00	(87,877.00)		2
15780.0000.00000.00000 AD-Phone System-AM	(5,577.00)	(21,827.00)	0.00	0.00	(21,827.00)		291
18575.0000.00000.00000 AM-Accum Emerg. Food Supplies	(3,368.00)	(4,246.00)	0.00	0.00	(4,246.00)		26
12401 Less: Accumulated depreciation(Major movable equip	(2,248,599.00)	(2,396,659.00)	0.00	0.00	(2,396,659.00)		7
15415.0000.00000.00000 PC CIP/WIP	656,817.00	205,188.00	0.00	0.00	205,188.00		(69)
15415.1580.00000.00000 PC CIP/WIP - Maintenance	1,925.00	1,925.00	0.00	0.00	1,925.00		0
15465.0000.00000.00000 Accrued Capital Expenditures	82,207.00	9,022.00	0.00	0.00	9,022.00		(89)
13201 Other assets	740,949.00	216,135.00	0.00	0.00	216,135.00		(71)
Assets	49,961,118.00	50,220,704.00	0.00	0.00	50,220,704.00		1
20010.0000.00000.00000 AP - Period Accrual	(83,785.00)	(93,632.00)	0.00	0.00	(93,632.00)		12
20020.0000.00000.00000 AP - General Accruals #1	(32,526.00)	(22,642.00)	0.00	0.00	(22,642.00)		(30)
20031.0000.00000.00000 Pending Medicaid Accrual	(223,789.00)	(123,949.00)	0.00	0.00	(123,949.00)		(45)
21052.0000.00000.00000 APIM Accrual	(21,454.00)	(17,528.00)	0.00	0.00	(17,528.00)		(18)
23501 Accounts payable	(361,554.00)	(257,751.00)	0.00	0.00	(257,751.00)		(29)
21000.0000.00000.00000 Accr Salaries	(227,474.00)	(237,733.00)	0.00	0.00	(237,733.00)		5
21011.0000.00000.00000 ED Accr Bonuses	(13,934.00)	(12,408.00)	0.00	0.00	(12,408.00)		(11)
21012.0000.00000.00000 Dept Head Bonus Accrual	(14,289.00)	(14,700.00)	0.00	0.00	(14,700.00)		3
21014.0000.00000.00000 Accrued Bonus Special Programs	0.00	(819.00)	0.00	0.00	(819.00)		0
21017.0000.00000.00000 DRC Bonus Accrual	(8,920.00)	(11,424.00)	0.00	0.00	(11,424.00)		28
21045.0000.00000.00000 Vac ME Accrual	(8,150.00)	(8,232.00)	0.00	0.00	(8,232.00)		1
23601 Salaries, wages, and fees payable	(272,767.00)	(285,316.00)	0.00	0.00	(285,316.00)		5

Sunrise - Edison
Year End: December 31, 2025
Medicare Trial balance Groupings

Prepared by	Reviewed by	Reviewed by	Reviewed by
CS122803 4/21/2026	TP119062 4/29/2026		

220E.000-2

Account	PY Ending Balance	CY Beginning Balance	Adj's	Reclass	CY Ending Balance	Annotation	%Chg
21210.0000.00000.00000 Accr Gas Oil	(885.00)	(1,565.00)	0.00	0.00	(1,565.00)		77
21211.0000.00000.00000 Accr Electric	(18,091.00)	(7,141.00)	0.00	0.00	(7,141.00)		(61)
21220.0000.00000.00000 Accr Water	(8,148.00)	(6,035.00)	0.00	0.00	(6,035.00)		(26)
21451.0000.00000.00000 Accrued Use Tax - PeopleSoft	(6,662.00)	(8,734.00)	0.00	0.00	(8,734.00)		31
22010.0000.00000.00000 Audit Fees Accrual	0.00	(29,000.00)	0.00	0.00	(29,000.00)		0
22117.0000.00000.00000 IBNR Collateral Funding	84,776.00	84,776.00	0.00	0.00	84,776.00		0
22120.0000.00000.00000 Community Insurance IBNR	(95,293.00)	(98,145.00)	0.00	0.00	(98,145.00)		3
22130.0000.00000.00000 Community Insurance Claim Pmts	125,667.00	159,068.00	0.00	0.00	159,068.00		27
22140.0000.00000.00000 Community Ins. Incurred Losses	(159,068.00)	(159,068.00)	0.00	0.00	(159,068.00)		0
22150.0000.00000.00000 Other Current Liabilities	(53,565.00)	(67,067.00)	0.00	0.00	(67,067.00)		25
22181.0000.00000.00000 Resident Trust Funds-Liability	(2,943.00)	(4,305.00)	0.00	0.00	(4,305.00)		46
22210.0000.00000.00000 Community WC Claim Pmts.	625,925.00	688,337.00	0.00	0.00	688,337.00		10
22215.0000.00000.00000 Community EPL Claim Payments	104,388.00	104,388.00	0.00	0.00	104,388.00		0
22220.0000.00000.00000 Community WC Incurred Losses	(638,605.00)	(722,860.00)	0.00	0.00	(722,860.00)		13
22225.0000.00000.00000 Community EPL Incurred Losses	(104,388.00)	(104,388.00)	0.00	0.00	(104,388.00)		0
22311.0000.00000.00000 Due To Affiliate	401,889.00	0.00	0.00	0.00	0.00		(100)
23050.0000.00000.00000 Resident Refunds Clearing	(3,813.00)	(15,432.00)	0.00	0.00	(15,432.00)		305
23051.0000.00000.00000 Resident Refunds Accrual	3,783.00	15,432.00	0.00	0.00	15,432.00		308
23147.0000.00000.00000 Rent Credit Acknowledgement	93,677.00	106,834.00	0.00	0.00	106,834.00		14
23148.0000.00000.00000 Free Rent Credit Amortization	(86,411.00)	(98,669.00)	0.00	0.00	(98,669.00)		14
23149.0000.00000.00000 Rent Credit Deferral	0.00	1,097.00	0.00	0.00	1,097.00		0
23185.0000.00000.00000 Prepay - PCC	(36,085.00)	(83,035.00)	0.00	0.00	(83,035.00)		130
24201 Other current liabilities	226,148.00	(245,512.00)	0.00	0.00	(245,512.00)		(209)
Liabilities	(408,173.00)	(788,579.00)	0.00	0.00	(788,579.00)		93
32000.0000.00000.00000 Retained Earnings	(672,453.00)	(1,439,012.00)	0.00	0.00	(1,439,012.00)		114
32001.0000.00000.00000 Retained Earnings	1,631,758.00	1,631,758.00	0.00	0.00	1,631,758.00		0
34010.0000.00000.00000 Member Contribution Affiliated	(478,960.00)	(478,960.00)	0.00	0.00	(478,960.00)		0
34110.0000.00000.00000 Ordinary Partnership Units	(49,266,728.00)	(49,266,728.00)	0.00	0.00	(49,266,728.00)		0
35102 Beginning Fund Balance	(48,786,383.00)	(49,552,942.00)	0.00	0.00	(49,552,942.00)		2
Equity	(48,786,383.00)	(49,552,942.00)	0.00	0.00	(49,552,942.00)		2
Net Income	(766,562.00)	120,817.00	0.00	0.00	120,817.00		(116)
Total Equity	(49,552,945.00)	(49,432,125.00)	0.00	0.00	(49,432,125.00)		0
Total Liabilities and Equity	(49,961,118.00)	(50,220,704.00)	0.00	0.00	(50,220,704.00)		1
42200.1300.55160.31100 Other Resident Income - Health Care - Other Income	(15.00)	(5.00)	0.00	0.00	(5.00)		(67)
42200.1300.55160.35100 Other Resident Income - Health Care - Other Income	(12.00)	(5.00)	0.00	0.00	(5.00)		(58)
43000.1300.31000.30000 Room Rents - Health Care - Single - Private	(202,933.00)	(334,338.00)	0.00	0.00	(334,338.00)		65
43000.1300.31000.31100 Room Rents - Health Care - Single - Medicare A	(844,324.00)	(920,820.00)	0.00	0.00	(920,820.00)		9

Sunrise - Edison
Year End: December 31, 2025
Medicare Trial balance Groupings

Prepared by	Reviewed by	Reviewed by	Reviewed by
CS122803 4/21/2026	TP119062 4/29/2026		

220E.000-3

Account	PY Ending Balance	CY Beginning Balance	Adj's	Reclass	CY Ending Balance	Annotation	%Chg
43000.1300.31000.32000 Room Rents - Health Care - Single - Medicaid	(2,356.00)	0.00	0.00	0.00	0.00		(100)
43000.1300.31000.33500 Room Rents - Health Care - Single - Hospice	(13,547.00)	(50,058.00)	0.00	0.00	(50,058.00)		270
43000.1300.31000.35100 Room Rents - Health Care - Single - Medicare Advan	(302,746.00)	(232,551.00)	0.00	0.00	(232,551.00)		(23)
43000.1300.31100.30000 Room Rents - Health Care - Double - Private	(646,956.00)	(462,408.00)	0.00	0.00	(462,408.00)		(29)
43000.1300.31100.31100 Room Rents - Health Care - Double - Medicare A	(1,167,555.00)	(1,787,684.00)	0.00	0.00	(1,787,684.00)		53
43000.1300.31100.32000 Room Rents - Health Care - Double - Medicaid	(421,480.00)	(476,409.00)	0.00	0.00	(476,409.00)		13
43000.1300.31100.33500 Room Rents - Health Care - Double - Hospice	(51,183.00)	(1,707.00)	0.00	0.00	(1,707.00)		(97)
43000.1300.31100.35100 Room Rents - Health Care - Double - Medicare Advan	(398,607.00)	(489,656.00)	0.00	0.00	(489,656.00)		23
43002.1300.31000.30000 Room Rents - discounts - Health Care - Single - Pr	(1,543.00)	5,550.00	0.00	0.00	5,550.00		(460)
43002.1300.31100.30000 Room Rents - discounts - Health Care - Double - Pr	(1,235.00)	621.00	0.00	0.00	621.00		(150)
43017.1300.31000.30000 Bed Hold Unit Revenue and Cens - Health Care - Sin	(5,890.00)	(15,450.00)	0.00	0.00	(15,450.00)		162
43017.1300.31100.30000 Bed Hold Unit Revenue and Cens - Health Care - Dou	(8,272.00)	(2,172.00)	0.00	0.00	(2,172.00)		(74)
43017.1300.31100.32000 Bed Hold Unit Revenue and Cens - Health Care - Dou	(9,823.00)	(13,575.00)	0.00	0.00	(13,575.00)		38
47000.1300.43080.31100 Ancillary Revenue - Health Care - Nursing Supplies	(1,871.00)	0.00	0.00	0.00	0.00		(100)
47000.1300.43080.35100 Ancillary Revenue - Health Care - Nursing Supplies	(658.00)	0.00	0.00	0.00	0.00		(100)
47000.1300.43105.30000 Ancillary Revenue - Health Care - Pharmacy OTC - P	(120.00)	120.00	0.00	0.00	120.00		(200)
47000.1300.43105.32000 Ancillary Revenue - Health Care - Pharmacy OTC - M	0.00	(51.00)	0.00	0.00	(51.00)		0
47000.1300.43105.35100 Ancillary Revenue - Health Care - Pharmacy OTC - M	(2,268.00)	(2,200.00)	0.00	0.00	(2,200.00)		(3)
47000.1300.43160.30000 Ancillary Revenue - Health Care - Incontinence Sup	(290.00)	(9.00)	0.00	0.00	(9.00)		(97)
42501 Skilled Nursing Facility - Inpatient	(4,083,684.00)	(4,782,807.00)	0.00	0.00	(4,782,807.00)		17
Revenue- Inpatient	(4,083,684.00)	(4,782,807.00)	0.00	0.00	(4,782,807.00)		17
47000.1300.43140.31100 Ancillary Revenue - Health Care - Xrays - Medicare	(8,937.00)	(11,864.00)	0.00	0.00	(11,864.00)		33
47000.1300.43140.35100 Ancillary Revenue - Health Care - Xrays - Medicare	(3,375.00)	(1,613.00)	0.00	0.00	(1,613.00)		(52)
43001 Radiology-diagnostic - Inpatient Ancillary	(12,312.00)	(13,477.00)	0.00	0.00	(13,477.00)		9
47000.1100.43050.30000 Ancillary Revenue - Assisted Living - Lab Services	0.00	(4.00)	0.00	0.00	(4.00)		0
47000.1300.43050.31100 Ancillary Revenue - Health Care - Lab Services - M	(24,946.00)	(29,182.00)	0.00	0.00	(29,182.00)		17
47000.1300.43050.35100 Ancillary Revenue - Health Care - Lab Services - M	(7,602.00)	(4,642.00)	0.00	0.00	(4,642.00)		(39)
43201 Laboratory - Inpatient Ancillary	(32,548.00)	(33,828.00)	0.00	0.00	(33,828.00)		4
47000.1300.43040.31100 Ancillary Revenue - Health Care - IV Therapy - Med	(5,734.00)	(4,781.00)	(371.00)	0.00	(5,152.00)		(10)
47000.1300.43040.35100 Ancillary Revenue - Health Care - IV Therapy - Med	(3,233.00)	(667.00)	0.00	0.00	(667.00)		(79)
43301 Intravenous Therapy - Inpatient Ancillary	(8,967.00)	(5,448.00)	(371.00)	0.00	(5,819.00)		(35)
47300.1300.41030.30000 Therapy - Health Care - Physical - Private	(6,081.00)	(3,088.00)	0.00	0.00	(3,088.00)		(49)
47300.1300.41030.31100 Therapy - Health Care - Physical - Medicare A	(322,468.00)	(358,032.00)	0.00	0.00	(358,032.00)		11
47300.1300.41030.31200 Therapy - Health Care - Physical - Medicare B	(103,339.00)	(95,359.00)	0.00	0.00	(95,359.00)		(8)
47300.1300.41030.35100 Therapy - Health Care - Physical - Medicare Advant	(108,033.00)	(108,664.00)	0.00	0.00	(108,664.00)		1
47300.1300.41030.35200 Therapy - Health Care - Physical - Medicare Advant	(70,079.00)	(44,488.00)	0.00	0.00	(44,488.00)		(37)
43501 Physical Therapy - Inpatient Ancillary	(610,000.00)	(609,631.00)	0.00	0.00	(609,631.00)		0
47300.1300.41010.30000 Therapy - Health Care - Occupational - Private	(3,152.00)	(535.00)	0.00	0.00	(535.00)		(83)
47300.1300.41010.31100 Therapy - Health Care - Occupational - Medicare A	(331,545.00)	(393,839.00)	0.00	0.00	(393,839.00)		19
47300.1300.41010.31200 Therapy - Health Care - Occupational - Medicare B	(75,675.00)	(75,212.00)	0.00	0.00	(75,212.00)		(1)
47300.1300.41010.35100 Therapy - Health Care - Occupational - Medicare Ad	(113,895.00)	(118,383.00)	0.00	0.00	(118,383.00)		4

Sunrise - Edison
Year End: December 31, 2025
Medicare Trial balance Groupings

Prepared by	Reviewed by	Reviewed by	Reviewed by
CS122803 4/21/2026	TP119062 4/29/2026		

220E.000-4

Account	PY Ending Balance	CY Beginning Balance	Adj's	Reclass	CY Ending Balance	Annotation	%Chg
47300.1300.41010.35200 Therapy - Health Care - Occupational - Medicare Ad	(49,885.00)	(28,448.00)	0.00	0.00	(28,448.00)		(43)
43601 Occupational Therapy - Inpatient Ancillary	(574,152.00)	(616,417.00)	0.00	0.00	(616,417.00)		7
47300.1300.41050.30000 Therapy - Health Care - Speech - Private	(278.00)	0.00	0.00	0.00	0.00		(100)
47300.1300.41050.31100 Therapy - Health Care - Speech - Medicare A	(115,146.00)	(151,687.00)	0.00	0.00	(151,687.00)		32
47300.1300.41050.31200 Therapy - Health Care - Speech - Medicare B	(15,254.00)	(17,435.00)	0.00	0.00	(17,435.00)		14
47300.1300.41050.33000 Therapy - Health Care - Speech - Insurance/Other	(140.00)	0.00	0.00	0.00	0.00		(100)
47300.1300.41050.35100 Therapy - Health Care - Speech - Medicare Advantag	(29,344.00)	(52,761.00)	0.00	0.00	(52,761.00)		80
47300.1300.41050.35200 Therapy - Health Care - Speech - Medicare Advantag	(7,509.00)	(6,904.00)	0.00	0.00	(6,904.00)		(8)
43701 Speech Language Pathologist - Inpatient Ancillary	(167,671.00)	(228,787.00)	0.00	0.00	(228,787.00)		36
47000.1100.43020.30000 Ancillary Revenue - Assisted Living - DME Rental -	0.00	(2,422.00)	0.00	0.00	(2,422.00)		0
47000.1100.43080.32000 Ancillary Revenue - Assisted Living - Nursing Supp	(5.00)	(175.00)	0.00	0.00	(175.00)		3400
47000.1100.43130.30000 Ancillary Revenue - Assisted Living - Wound Care -	(9.00)	0.00	0.00	0.00	0.00		(100)
47000.1300.43020.31100 Ancillary Revenue - Health Care - DME Rental - Med	(1,520.00)	(4,464.00)	0.00	0.00	(4,464.00)		194
47000.1300.43020.35100 Ancillary Revenue - Health Care - DME Rental - Med	(1,344.00)	(584.00)	0.00	0.00	(584.00)		(57)
47000.1300.43060.31100 Ancillary Revenue - Health Care - Medical Supplies	(11,456.00)	(84,256.00)	0.00	0.00	(84,256.00)		635
47000.1300.43060.35100 Ancillary Revenue - Health Care - Medical Supplies	(4,007.00)	(8,684.00)	0.00	0.00	(8,684.00)		117
47000.1300.43130.31100 Ancillary Revenue - Health Care - Wound Care - Med	(26,745.00)	0.00	0.00	0.00	0.00		(100)
47000.1300.43130.35100 Ancillary Revenue - Health Care - Wound Care - Med	(10,874.00)	(1,304.00)	0.00	0.00	(1,304.00)		(88)
44001 Medical Supplies Charged To Patients - Inpatient A	(55,960.00)	(101,889.00)	0.00	0.00	(101,889.00)		82
47000.1300.43100.30000 Ancillary Revenue - Health Care - Pharmacy - Priva	(562.00)	716.00	0.00	0.00	716.00		(227)
47000.1300.43100.31100 Ancillary Revenue - Health Care - Pharmacy - Medic	(131,152.00)	(195,622.00)	0.00	0.00	(195,622.00)		49
47000.1300.43100.35100 Ancillary Revenue - Health Care - Pharmacy - Medic	(52,767.00)	(42,358.00)	0.00	0.00	(42,358.00)		(20)
47000.1300.43105.31100 Ancillary Revenue - Health Care - Pharmacy OTC - M	(5,191.00)	(7,979.00)	0.00	0.00	(7,979.00)		54
44101 Drugs: Drugs Charged To Patients - Inpatient Ancil	(189,672.00)	(245,243.00)	0.00	0.00	(245,243.00)		29
Revenue- Outpatient	(1,651,282.00)	(1,854,720.00)	(371.00)	0.00	(1,855,091.00)		12
43010.1100.42030.32000 Contractual Allowance - Assisted Living - Medicaid	293,712.00	302,977.00	0.00	0.00	302,977.00		3
43010.1200.42030.32000 Contractual Allowance - Reminiscence - Medicaid Co	46,971.00	46,490.00	0.00	0.00	46,490.00		(1)
43010.1300.42030.32000 Contractual Allowance - Health Care - Medicaid Con	198,222.00	246,879.00	0.00	0.00	246,879.00		25
43010.1300.42030.33500 Contractual Allowance - Health Care - Medicaid Con	19,285.00	0.00	0.00	0.00	0.00		(100)
44010.1100.40000.30000 Extended Care Contractual - Assisted Living - Leve	4,720.00	0.00	0.00	0.00	0.00		(100)
44010.1100.40000.32000 Extended Care Contractual - Assisted Living - Leve	0.00	13,284.00	0.00	0.00	13,284.00		0
44010.1100.40025.30000 Extended Care Contractual - Assisted Living - Leve	0.00	1,681.00	0.00	0.00	1,681.00		0
44010.1100.40025.32000 Extended Care Contractual - Assisted Living - Leve	0.00	10,116.00	0.00	0.00	10,116.00		0
44010.1100.40050.30000 Extended Care Contractual - Assisted Living - Leve	23,617.00	76,364.00	0.00	0.00	76,364.00		223
44010.1100.40050.32000 Extended Care Contractual - Assisted Living - Leve	120,510.00	197,826.00	0.00	0.00	197,826.00		64
44010.1100.40100.30000 Extended Care Contractual - Assisted Living - Leve	19,176.00	(636.00)	0.00	0.00	(636.00)		(103)
44010.1100.40100.32000 Extended Care Contractual - Assisted Living - Leve	177,096.00	262,288.00	0.00	0.00	262,288.00		48
44010.1100.40150.30000 Extended Care Contractual - Assisted Living - Leve	416.00	0.00	0.00	0.00	0.00		(100)
44010.1100.40150.32000 Extended Care Contractual - Assisted Living - Leve	26,928.00	0.00	0.00	0.00	0.00		(100)
44010.1200.40000.32000 Extended Care Contractual - Reminiscence - Level 1	0.00	18,477.00	0.00	0.00	18,477.00		0
44010.1200.40050.30000 Extended Care Contractual - Reminiscence - Level 2	456.00	4,710.00	0.00	0.00	4,710.00		933
44010.1200.40050.32000 Extended Care Contractual - Reminiscence - Level 2	55,918.00	34,069.00	0.00	0.00	34,069.00		(39)

Sunrise - Edison
Year End: December 31, 2025
Medicare Trial balance Groupings

Prepared by	Reviewed by	Reviewed by	Reviewed by
CS122803 4/21/2026	TP119062 4/29/2026		

220E.000-5

Account	PY Ending Balance	CY Beginning Balance	Adj's	Reclass	CY Ending Balance	Annotation	%Chg
44010.1200.40100.30000 Extended Care Contractual - Reminiscence - Level 3	6,060.00	0.00	0.00	0.00	0.00		(100)
44010.1200.40100.32000 Extended Care Contractual - Reminiscence - Level 3	9,696.00	36,335.00	0.00	0.00	36,335.00		275
44010.1200.40150.30000 Extended Care Contractual - Reminiscence - Level 4	5,976.00	0.00	0.00	0.00	0.00		(100)
44010.1200.40150.32000 Extended Care Contractual - Reminiscence - Level 4	107,817.00	36,585.00	0.00	0.00	36,585.00		(66)
45010.1100.40000.30000 Incontinence Service Contractu - Assisted Living -	1,448.00	1,467.00	0.00	0.00	1,467.00		1
45010.1100.40000.32000 Incontinence Service Contractu - Assisted Living -	0.00	1,200.00	0.00	0.00	1,200.00		0
45010.1100.40050.30000 Incontinence Service Contractu - Assisted Living -	0.00	564.00	0.00	0.00	564.00		0
45010.1100.40050.32000 Incontinence Service Contractu - Assisted Living -	7,151.00	9,672.00	0.00	0.00	9,672.00		35
45010.1200.40000.30000 Incontinence Service Contractu - Reminiscence - Le	432.00	270.00	0.00	0.00	270.00		(38)
45010.1200.40000.32000 Incontinence Service Contractu - Reminiscence - Le	14.00	0.00	0.00	0.00	0.00		(100)
45010.1200.40050.32000 Incontinence Service Contractu - Reminiscence - Le	528.00	0.00	0.00	0.00	0.00		(100)
46010.1100.40000.30000 Medication Srvc. Contractual - Assisted Living -	5,792.00	235.00	0.00	0.00	235.00		(96)
46010.1100.40000.32000 Medication Srvc. Contractual - Assisted Living -	11,072.00	37,602.00	0.00	0.00	37,602.00		240
46010.1100.40050.30000 Medication Srvc. Contractual - Assisted Living -	0.00	3,696.00	0.00	0.00	3,696.00		0
46010.1100.40050.32000 Medication Srvc. Contractual - Assisted Living -	14,340.00	13,286.00	0.00	0.00	13,286.00		(7)
46010.1100.40100.30000 Medication Srvc. Contractual - Assisted Living -	7,974.00	24,846.00	0.00	0.00	24,846.00		212
46010.1100.40100.32000 Medication Srvc. Contractual - Assisted Living -	94,235.00	139,954.00	0.00	0.00	139,954.00		49
46010.1200.40000.30000 Medication Srvc. Contractual - Reminiscence - Lev	864.00	0.00	0.00	0.00	0.00		(100)
46010.1200.40000.32000 Medication Srvc. Contractual - Reminiscence - Lev	22,284.00	11,248.00	0.00	0.00	11,248.00		(50)
46010.1200.40050.32000 Medication Srvc. Contractual - Reminiscence - Lev	9,804.00	6,885.00	0.00	0.00	6,885.00		(30)
46010.1200.40100.30000 Medication Srvc. Contractual - Reminiscence - Lev	1,650.00	1,620.00	0.00	0.00	1,620.00		(2)
46010.1200.40100.32000 Medication Srvc. Contractual - Reminiscence - Lev	94.00	12,698.00	0.00	0.00	12,698.00		13409
47600.1000.42020.30000 Contractual Therapy and Anc - Independent Living -	590.00	64.00	0.00	0.00	64.00		(89)
47600.1100.42020.32000 Contractual Therapy and Anc - Assisted Living - Li	5.00	175.00	0.00	0.00	175.00		3400
47600.1300.42000.30000 Contractual Therapy and Anc - Health Care - Medica	337.00	157.00	0.00	0.00	157.00		(53)
47600.1300.42000.31000 Contractual Therapy and Anc - Health Care - Medica	(25,491.00)	0.00	0.00	0.00	0.00		(100)
47600.1300.42000.31100 Contractual Therapy and Anc - Health Care - Medica	1,011,802.00	1,242,104.00	371.00	0.00	1,242,475.00		23
47600.1300.42000.31200 Contractual Therapy and Anc - Health Care - Medica	94,498.00	93,015.00	0.00	0.00	93,015.00		(2)
47600.1300.42000.35100 Contractual Therapy and Anc - Health Care - Medica	8,990.00	16,345.00	0.00	0.00	16,345.00		82
47600.1300.42000.35200 Contractual Therapy and Anc - Health Care - Medica	71,603.00	41,946.00	0.00	0.00	41,946.00		(41)
47600.1300.42010.33000 Contractual Therapy and Anc - Health Care - Insura	(7,851.00)	14,652.00	0.00	0.00	14,652.00		(287)
47600.1300.42010.35100 Contractual Therapy and Anc - Health Care - Insura	331,309.00	344,973.00	0.00	0.00	344,973.00		4
47600.1300.42030.32000 Contractual Therapy and Anc - Health Care - Medica	0.00	51.00	0.00	0.00	51.00		0
47600.1300.42050.31100 Contractual Therapy and Anc - Health Care - Medica	(616,644.00)	(816,897.00)	0.00	0.00	(816,897.00)		32
47600.1300.42050.35100 Contractual Therapy and Anc - Health Care - Medica	(68,986.00)	(2,426.00)	0.00	0.00	(2,426.00)		(96)
47600.1300.42060.35100 Contractual Therapy and Anc - Health Care - Insura	(90,843.00)	(127,747.00)	0.00	0.00	(127,747.00)		41
50201 Contractual adjustments	2,003,577.00	2,359,100.00	371.00	0.00	2,359,471.00		18
Contractual Adjustment	2,003,577.00	2,359,100.00	371.00	0.00	2,359,471.00		18
Total Patient Revenue	(3,731,389.00)	(4,278,427.00)	0.00	0.00	(4,278,427.00)		15
42101.1530.45030.30000 Ticket Meals Revenue - Dietary Services - Meals Em	(521.00)	(774.00)	0.00	0.00	(774.00)		49
42101.1530.45050.30000 Ticket Meals Revenue - Dietary Services - Meals Gu	(484.00)	(960.00)	0.00	0.00	(960.00)		98
42101.1530.45058.30000 Ticket Meals Revenue - Dietary Services - Meals Br	0.00	(450.00)	0.00	0.00	(450.00)		0
42107.1530.50110.30000 Room Service Revenue - Dietary Services - Room Ser	(15,624.00)	(10,860.00)	0.00	0.00	(10,860.00)		(30)
51401 Revenue from meals sold to employees and guests	(16,629.00)	(13,044.00)	0.00	0.00	(13,044.00)		(22)

Sunrise - Edison
Year End: December 31, 2025
Medicare Trial balance Groupings

Prepared by	Reviewed by	Reviewed by	Reviewed by
CS122803 4/21/2026	TP119062 4/29/2026		

220E.000-6

Account	PY Ending Balance	CY Beginning Balance	Adj's	Reclass	CY Ending Balance	Annotation	%Chg
41000.1630.55160.00000 Other Income - Home - Administration - Other Incom	(889.00)	(57.00)	0.00	0.00	(57.00)		(94)
42001.1630.30010.30000 Move In Fees - Administration - Non Refundable - P	(121,055.00)	(165,665.00)	0.00	0.00	(165,665.00)		37
42010.1630.30010.30000 Rent Credits - Administration - Non Refundable - P	68,711.00	12,258.00	0.00	0.00	12,258.00		(82)
42200.1300.55160.30000 Other Resident Income - Health Care - Other Income	(480.00)	(735.00)	0.00	0.00	(735.00)		53
42200.1560.50060.30000 Other Resident Income - Housekeeping - Housekeepin	0.00	(909.00)	0.00	0.00	(909.00)		0
42200.1590.50180.30000 Other Resident Income - Transportation - Transport	(105.00)	0.00	0.00	0.00	0.00		(100)
42200.1630.50040.30000 Other Resident Income - Administration - General M	200.00	11,230.00	0.00	0.00	11,230.00		5515
42200.1630.55080.30000 Other Resident Income - Administration - Late Fees	(6,336.00)	(3,938.00)	0.00	0.00	(3,938.00)		(38)
42200.1630.55160.30000 Other Resident Income - Administration - Other Inc	0.00	(1.00)	0.00	0.00	(1.00)		0
47000.1560.44040.30000 Ancillary Revenue - Housekeeping - Furniture Renta	(550.00)	(2,009.00)	0.00	0.00	(2,009.00)		265
47000.1575.44200.30000 Ancillary Revenue - Ancillary - Resident Activitie	0.00	(60.00)	0.00	0.00	(60.00)		0
47000.1580.44090.30000 Ancillary Revenue - Maintenance - Maintenance - Pr	(1,500.00)	0.00	0.00	0.00	0.00		(100)
52401 Other miscellaneous revenue	(62,004.00)	(149,886.00)	0.00	0.00	(149,886.00)		142
47000.1575.44060.30000 Ancillary Revenue - Ancillary - Beauty and Barber	(35,917.00)	(38,500.00)	0.00	0.00	(38,500.00)		7
52511 Barber & Beauty Revenue	(35,917.00)	(38,500.00)	0.00	0.00	(38,500.00)		7
41000.1300.55150.31100 Other Income - Home - Health Care - Prior Year Adj	(21,949.00)	(16,663.00)	0.00	0.00	(16,663.00)		(24)
41000.1300.55150.32000 Other Income - Home - Health Care - Prior Year Adj	557.00	(1,848.00)	0.00	0.00	(1,848.00)		(432)
42200.1100.55160.30000 Other Resident Income - Assisted Living - Other In	0.00	(12.00)	0.00	0.00	(12.00)		0
43000.1100.31000.30000 Room Rents - Assisted Living - Single - Private	(3,515,840.00)	(2,937,735.00)	0.00	0.00	(2,937,735.00)		(16)
43000.1100.31000.32000 Room Rents - Assisted Living - Single - Medicaid	(125,335.00)	(339,857.00)	0.00	0.00	(339,857.00)		171
43000.1100.31100.30000 Room Rents - Assisted Living - Double - Private	(659,635.00)	(772,661.00)	0.00	0.00	(772,661.00)		17
43000.1100.31100.32000 Room Rents - Assisted Living - Double - Medicaid	(522,148.00)	(231,898.00)	0.00	0.00	(231,898.00)		(56)
43000.1200.31000.30000 Room Rents - Reminiscence - Single - Private	(754,380.00)	(667,981.00)	0.00	0.00	(667,981.00)		(11)
43000.1200.31100.30000 Room Rents - Reminiscence - Double - Private	(453,018.00)	(649,801.00)	0.00	0.00	(649,801.00)		43
43000.1200.31100.32000 Room Rents - Reminiscence - Double - Medicaid	(122,276.00)	(103,266.00)	0.00	0.00	(103,266.00)		(16)
43002.1100.31000.30000 Room Rents - discounts - Assisted Living - Single	77,231.00	(110,614.00)	0.00	0.00	(110,614.00)		(243)
43002.1100.31100.30000 Room Rents - discounts - Assisted Living - Double	(52,595.00)	35,988.00	0.00	0.00	35,988.00		(168)
43002.1200.31000.30000 Room Rents - discounts - Reminiscence - Single - P	33,778.00	(50,986.00)	0.00	0.00	(50,986.00)		(251)
43002.1200.31100.30000 Room Rents - discounts - Reminiscence - Double - P	(61,177.00)	1,454.00	0.00	0.00	1,454.00		(102)
43006.1100.31000.30000 Room Rent - Non Care Srvc Fee - Assisted Living -	(76,391.00)	(99,462.00)	0.00	0.00	(99,462.00)		30
43006.1100.31100.30000 Room Rent - Non Care Srvc Fee - Assisted Living -	(5,717.00)	(27,060.00)	0.00	0.00	(27,060.00)		373
43006.1200.31000.30000 Room Rent - Non Care Srvc Fee - Reminiscence - Si	(22,870.00)	(7,787.00)	0.00	0.00	(7,787.00)		(66)
43006.1200.31100.30000 Room Rent - Non Care Srvc Fee - Reminiscence - Do	0.00	(15,549.00)	0.00	0.00	(15,549.00)		0
43011.1100.31000.30000 Room Rents - Respite Premium - Assisted Living - S	(11,130.00)	(15,330.00)	0.00	0.00	(15,330.00)		38
43011.1200.31000.30000 Room Rents - Respite Premium - Reminiscence - Sing	(2,190.00)	(450.00)	0.00	0.00	(450.00)		(79)
43017.1100.31000.30000 Bed Hold Unit Revenue and Cens - Assisted Living -	(247,648.00)	(254,611.00)	0.00	0.00	(254,611.00)		3
43017.1100.31000.32000 Bed Hold Unit Revenue and Cens - Assisted Living -	0.00	(23,922.00)	0.00	0.00	(23,922.00)		0
43017.1100.31100.30000 Bed Hold Unit Revenue and Cens - Assisted Living -	(41,626.00)	(84,376.00)	0.00	0.00	(84,376.00)		103
43017.1100.31100.32000 Bed Hold Unit Revenue and Cens - Assisted Living -	(9,382.00)	(16,826.00)	0.00	0.00	(16,826.00)		79
43017.1200.31000.30000 Bed Hold Unit Revenue and Cens - Reminiscence - Si	(24,211.00)	(37,037.00)	0.00	0.00	(37,037.00)		53
43017.1200.31100.30000 Bed Hold Unit Revenue and Cens - Reminiscence - Do	(31,323.00)	(13,995.00)	0.00	0.00	(13,995.00)		(55)
43017.1200.31100.32000 Bed Hold Unit Revenue and Cens - Reminiscence - Do	(680.00)	(5,542.00)	0.00	0.00	(5,542.00)		715
43018.1100.31000.30000 Room Rent - The Road Home - Assisted Living - Sing	(6,888.00)	(68,553.00)	0.00	0.00	(68,553.00)		895
43018.1100.31100.30000 Room Rent - The Road Home - Assisted Living - Doub	(34,553.00)	(28,045.00)	0.00	0.00	(28,045.00)		(19)

Sunrise - Edison
Year End: December 31, 2025
Medicare Trial balance Groupings

Prepared by	Reviewed by	Reviewed by	Reviewed by
CS122803 4/21/2026	TP119062 4/29/2026		

220E.000-7

Account	PY Ending Balance	CY Beginning Balance	Adj's	Reclass	CY Ending Balance	Annotation	%Chg
43018.1200.31100.30000 Room Rent - The Road Home - Reminiscence - Double	(7,429.00)	(4,553.00)	0.00	0.00	(4,553.00)		(39)
44000.1100.40000.30000 Extended Care - Assisted Living - Level 1 - Privat	(286,120.00)	(286,424.00)	0.00	0.00	(286,424.00)		0
44000.1100.40000.32000 Extended Care - Assisted Living - Level 1 - Medica	0.00	(13,284.00)	0.00	0.00	(13,284.00)		0
44000.1100.40025.30000 Extended Care - Assisted Living - Level Select - P	(94,318.00)	(227,798.00)	0.00	0.00	(227,798.00)		142
44000.1100.40025.32000 Extended Care - Assisted Living - Level Select - M	0.00	(10,116.00)	0.00	0.00	(10,116.00)		0
44000.1100.40050.30000 Extended Care - Assisted Living - Level 2 - Privat	(943,395.00)	(876,359.00)	0.00	0.00	(876,359.00)		(7)
44000.1100.40050.32000 Extended Care - Assisted Living - Level 2 - Medica	(120,510.00)	(197,826.00)	0.00	0.00	(197,826.00)		64
44000.1100.40100.30000 Extended Care - Assisted Living - Level 3 - Privat	(383,896.00)	(214,000.00)	0.00	0.00	(214,000.00)		(44)
44000.1100.40100.32000 Extended Care - Assisted Living - Level 3 - Medica	(177,096.00)	(262,288.00)	0.00	0.00	(262,288.00)		48
44000.1100.40150.30000 Extended Care - Assisted Living - Level 4 - Privat	(74,784.00)	(163,590.00)	0.00	0.00	(163,590.00)		119
44000.1100.40150.32000 Extended Care - Assisted Living - Level 4 - Medica	(26,928.00)	0.00	0.00	0.00	0.00		(100)
44000.1200.40000.30000 Extended Care - Reminiscence - Level 1 - Private	(229,791.00)	(334,123.00)	0.00	0.00	(334,123.00)		45
44000.1200.40000.32000 Extended Care - Reminiscence - Level 1 - Medicaid	0.00	(18,477.00)	0.00	0.00	(18,477.00)		0
44000.1200.40050.30000 Extended Care - Reminiscence - Level 2 - Private	(362,638.00)	(465,412.00)	0.00	0.00	(465,412.00)		28
44000.1200.40050.32000 Extended Care - Reminiscence - Level 2 - Medicaid	(55,918.00)	(34,069.00)	0.00	0.00	(34,069.00)		(39)
44000.1200.40100.30000 Extended Care - Reminiscence - Level 3 - Private	(296,132.00)	(257,355.00)	0.00	0.00	(257,355.00)		(13)
44000.1200.40100.32000 Extended Care - Reminiscence - Level 3 - Medicaid	(9,696.00)	(36,335.00)	0.00	0.00	(36,335.00)		275
44000.1200.40150.30000 Extended Care - Reminiscence - Level 4 - Private	(85,656.00)	(40,921.00)	0.00	0.00	(40,921.00)		(52)
44000.1200.40150.32000 Extended Care - Reminiscence - Level 4 - Medicaid	(107,817.00)	(36,585.00)	0.00	0.00	(36,585.00)		(66)
44031.1100.40650.30000 Enhanced Care Services - Assisted Living - Full Me	(3,960.00)	(16,980.00)	0.00	0.00	(16,980.00)		329
44031.1100.40700.30000 Enhanced Care Services - Assisted Living - Full Di	3,570.00	0.00	0.00	0.00	0.00		(100)
45000.1100.40000.30000 Incontinence Management - Assisted Living - Level	(33,290.00)	(35,238.00)	0.00	0.00	(35,238.00)		6
45000.1100.40000.32000 Incontinence Management - Assisted Living - Level	0.00	(1,200.00)	0.00	0.00	(1,200.00)		0
45000.1100.40050.30000 Incontinence Management - Assisted Living - Level	(40,199.00)	(21,800.00)	0.00	0.00	(21,800.00)		(46)
45000.1100.40050.32000 Incontinence Management - Assisted Living - Level	(7,151.00)	(9,672.00)	0.00	0.00	(9,672.00)		35
45000.1100.40100.30000 Incontinence Management - Assisted Living - Level	1,012.00	(1,012.00)	0.00	0.00	(1,012.00)		(200)
45000.1200.40000.30000 Incontinence Management - Reminiscence - Level 1 -	(4,248.00)	(2,026.00)	0.00	0.00	(2,026.00)		(52)
45000.1200.40000.32000 Incontinence Management - Reminiscence - Level 1 -	(14.00)	0.00	0.00	0.00	0.00		(100)
45000.1200.40050.30000 Incontinence Management - Reminiscence - Level 2 -	(4,873.00)	(4,380.00)	0.00	0.00	(4,380.00)		(10)
45000.1200.40050.32000 Incontinence Management - Reminiscence - Level 2 -	(528.00)	0.00	0.00	0.00	0.00		(100)
46000.1100.40000.30000 Medication Management - Assisted Living - Level 1	(163,833.00)	(117,797.00)	0.00	0.00	(117,797.00)		(28)
46000.1100.40000.32000 Medication Management - Assisted Living - Level 1	(5,184.00)	(34,415.00)	0.00	0.00	(34,415.00)		564
46000.1100.40050.30000 Medication Management - Assisted Living - Level 2	(88,208.00)	(61,020.00)	0.00	0.00	(61,020.00)		(31)
46000.1100.40050.32000 Medication Management - Assisted Living - Level 2	(14,340.00)	(13,286.00)	0.00	0.00	(13,286.00)		(7)
46000.1100.40100.30000 Medication Management - Assisted Living - Level 3	(576,819.00)	(666,374.00)	0.00	0.00	(666,374.00)		16
46000.1100.40100.32000 Medication Management - Assisted Living - Level 3	(94,235.00)	(139,954.00)	0.00	0.00	(139,954.00)		49
46000.1200.40000.30000 Medication Management - Reminiscence - Level 1 - P	(99,562.00)	(131,450.00)	0.00	0.00	(131,450.00)		32
46000.1200.40000.32000 Medication Management - Reminiscence - Level 1 - M	(22,284.00)	(11,248.00)	0.00	0.00	(11,248.00)		(50)
46000.1200.40050.30000 Medication Management - Reminiscence - Level 2 - P	(10,320.00)	(21,600.00)	0.00	0.00	(21,600.00)		109
46000.1200.40050.32000 Medication Management - Reminiscence - Level 2 - M	(9,804.00)	(6,885.00)	0.00	0.00	(6,885.00)		(30)
46000.1200.40100.30000 Medication Management - Reminiscence - Level 3 - P	(172,141.00)	(187,156.00)	0.00	0.00	(187,156.00)		9
46000.1200.40100.32000 Medication Management - Reminiscence - Level 3 - M	(94.00)	(12,698.00)	0.00	0.00	(12,698.00)		13409
47000.1100.43080.30000 Ancillary Revenue - Assisted Living - Nursing Supp	(3,782.00)	(2,343.00)	0.00	0.00	(2,343.00)		(38)
52521 Other Income - OLTC	(11,303,807.00)	(11,522,474.00)	0.00	0.00	(11,522,474.00)		2
Other Revenue	(11,418,357.00)	(11,723,904.00)	0.00	0.00	(11,723,904.00)		3

Sunrise - Edison
Year End: December 31, 2025
Medicare Trial balance Groupings

Prepared by	Reviewed by	Reviewed by	Reviewed by
CS122803 4/21/2026	TP119062 4/29/2026		

220E.000-8

Account	PY Ending Balance	CY Beginning Balance	Adj's	Reclass	CY Ending Balance	Annotation	%Chg
Total Revenue	(15,149,746.00)	(16,002,331.00)	0.00	0.00	(16,002,331.00)		6
62000.1630.00000.12003 Salaries - Hourly - Administration - Accounting As	49,432.00	54,306.00	0.00	0.00	54,306.00		10
62000.1630.00000.12009 Salaries - Hourly - Administration - Concierge/Rec	74,461.00	78,779.00	0.00	0.00	78,779.00		6
62000.1630.00000.12011 Salaries - Hourly - Administration - HR Representa	88,268.00	88,658.00	0.00	0.00	88,658.00		0
62000.1630.00000.13202 Salaries - Hourly - Administration - Server - DRCM	0.00	90.00	0.00	0.00	90.00		0
62000.1630.00000.13207 Salaries - Hourly - Administration - Dietary Aide	0.00	609.00	0.00	0.00	609.00		0
62050.1630.00000.00000 Salaries - Regular - Administration	0.00	8,870.00	0.00	0.00	8,870.00		0
62050.1630.00000.11424 Salaries - Regular - Administration - Non-Direct C	0.00	2,350.00	0.00	0.00	2,350.00		0
62050.1630.00000.12001 Salaries - Regular - Administration - Executive Di	144,981.00	100,639.00	0.00	0.00	100,639.00		(31)
62050.1630.00000.12008 Salaries - Regular - Administration - Controller -	86,146.00	82,620.00	0.00	0.00	82,620.00		(4)
62050.1630.00000.12011 Salaries - Regular - Administration - HR Represent	0.00	2,566.00	0.00	0.00	2,566.00		0
62050.1630.00000.12043 Salaries - Regular - Administration - Dedicated Re	0.00	843.00	0.00	0.00	843.00		0
62070.1630.00000.12006 Salaries - Other - Administration - Bus Office Coo	0.00	500.00	0.00	0.00	500.00		0
62070.1630.00000.12009 Salaries - Other - Administration - Concierge/Rece	0.00	200.00	0.00	0.00	200.00		0
62075.1630.00000.00000 Salaries - PR Transfer Product - Administration	0.00	612.00	0.00	0.00	612.00		0
62075.1630.00000.12001 Salaries - PR Transfer Product - Administration -	38.00	0.00	0.00	0.00	0.00		(100)
62075.1630.00000.12006 Salaries - PR Transfer Product - Administration -	0.00	146.00	0.00	0.00	146.00		0
62080.1630.00000.12009 Salaries - Retro Pay - Administration - Concierge/	1.00	0.00	0.00	0.00	0.00		(100)
62100.1630.00000.12001 Salaries - Accrual Regular - Administration - Exec	997.00	(5,118.00)	0.00	0.00	(5,118.00)		(613)
62100.1630.00000.12002 Salaries - Accrual Regular - Administration - Asso	(1,350.00)	0.00	0.00	0.00	0.00		(100)
62100.1630.00000.12008 Salaries - Accrual Regular - Administration - Cont	630.00	(3,302.00)	0.00	0.00	(3,302.00)		(624)
62125.1630.00000.12003 Salaries - Accrual Hourly - Administration - Accou	271.00	(1,483.00)	0.00	0.00	(1,483.00)		(647)
62125.1630.00000.12009 Salaries - Accrual Hourly - Administration - Conci	544.00	(2,511.00)	0.00	0.00	(2,511.00)		(562)
62125.1630.00000.12011 Salaries - Accrual Hourly - Administration - HR Re	640.00	(2,819.00)	0.00	0.00	(2,819.00)		(540)
62310.1630.00000.12003 Salaries - OT Premium - Administration - Accountin	78.00	183.00	0.00	0.00	183.00		135
62310.1630.00000.12009 Salaries - OT Premium - Administration - Concierge	2,383.00	1,357.00	0.00	0.00	1,357.00		(43)
62310.1630.00000.12011 Salaries - OT Premium - Administration - HR Repres	3,194.00	2,834.00	0.00	0.00	2,834.00		(11)
62312.1630.00000.12003 Salaries - Shelter Premium - Administration - Acco	0.00	420.00	0.00	0.00	420.00		0
62312.1630.00000.12009 Salaries - Shelter Premium - Administration - Conc	0.00	499.00	0.00	0.00	499.00		0
62312.1630.00000.12011 Salaries - Shelter Premium - Administration - HR R	0.00	823.00	0.00	0.00	823.00		0
62313.1630.00000.12003 Salaries - Holiday Premium - Administration - Acco	206.00	106.00	0.00	0.00	106.00		(49)
62313.1630.00000.12009 Salaries - Holiday Premium - Administration - Conc	747.00	736.00	0.00	0.00	736.00		(1)
70005.1630.00000.00000 Salaries - Vac ME Accrual - Administration	134.00	(207.00)	0.00	0.00	(207.00)		(254)
70010.1630.00000.00000 Accr - Vacation - Administration	24,191.00	20,250.00	0.00	0.00	20,250.00		(16)
70020.1630.00000.00000 Salaries - Sick - Administration	10,959.00	4,107.00	0.00	0.00	4,107.00		(63)
70020.1630.00000.12003 Salaries - Sick - Administration - Accounting Assi	(114.00)	570.00	0.00	0.00	570.00		(600)
70020.1630.00000.12008 Salaries - Sick - Administration - Controller - AC	0.00	3,174.00	0.00	0.00	3,174.00		0
70020.1630.00000.12009 Salaries - Sick - Administration - Concierge/Recep	67.00	1,583.00	0.00	0.00	1,583.00		2263
70020.1630.00000.12011 Salaries - Sick - Administration - HR Representati	(43.00)	1,066.00	0.00	0.00	1,066.00		(2579)
70030.1630.00000.00000 Salaries - Training - Administration	3,130.00	584.00	0.00	0.00	584.00		(81)
70030.1630.00000.12009 Salaries - Training - Administration - Concierge/R	312.00	2,494.00	0.00	0.00	2,494.00		699
70040.1630.00000.00000 Salaries - Holiday - Administration	6,659.00	5,805.00	0.00	0.00	5,805.00		(13)
70040.1630.00000.12001 Salaries - Holiday - Administration - Executive Di	0.00	1,731.00	0.00	0.00	1,731.00		0
70040.1630.00000.12003 Salaries - Holiday - Administration - Accounting A	0.00	868.00	0.00	0.00	868.00		0
70040.1630.00000.12008 Salaries - Holiday - Administration - Controller -	0.00	1,190.00	0.00	0.00	1,190.00		0

Sunrise - Edison
Year End: December 31, 2025
Medicare Trial balance Groupings

Prepared by	Reviewed by	Reviewed by	Reviewed by
CS122803 4/21/2026	TP119062 4/29/2026		

220E.000-9

Account	PY Ending Balance	CY Beginning Balance	Adj's	Reclass	CY Ending Balance	Annotation	%Chg
70040.1630.00000.12009 Salaries - Holiday - Administration - Concierge/Re	0.00	158.00	0.00	0.00	158.00		0
70040.1630.00000.12011 Salaries - Holiday - Administration - HR Represent	0.00	1,591.00	0.00	0.00	1,591.00		0
70040.1630.00000.13207 Salaries - Holiday - Administration - Dietary Aide	1,341.00	(1,341.00)	0.00	0.00	(1,341.00)		(200)
70050.1630.00000.00000 Salaries - PR Transfers Non Pr - Administration	7.00	3,239.00	0.00	0.00	3,239.00		46171
70060.1630.00000.11401 Salaries - Bonus - Administration - Assisted Livin	0.00	300.00	0.00	0.00	300.00		0
70060.1630.00000.12001 Salaries - Bonus - Administration - Executive Dire	0.00	2,250.00	0.00	0.00	2,250.00		0
70060.1630.00000.12011 Salaries - Bonus - Administration - HR Representat	0.00	300.00	0.00	0.00	300.00		0
70060.1630.00000.19000 Salaries - Bonus - Administration - Salaries	0.00	400.00	0.00	0.00	400.00		0
70061.1630.11080.00000 Annual Community Bonus Program - Administration -	34,841.00	35,926.00	0.00	0.00	35,926.00		3
70061.1630.11082.00000 Annual Community Bonus Program - Administration -	(21,092.00)	(37,452.00)	0.00	0.00	(37,452.00)		78
70070.1630.00000.00000 Salaries - Other Non-Productiv - Administration	1,382.00	2,107.00	0.00	0.00	2,107.00		52
70070.1630.00000.12011 Salaries - Other Non-Productiv - Administration -	0.00	354.00	0.00	0.00	354.00		0
70082.1630.00000.12009 Shelter - Non Prod - Administration - Concierge/Re	0.00	211.00	0.00	0.00	211.00		0
70140.1630.00000.00000 Salaries - Severance - Administration	0.00	5,971.00	0.00	0.00	5,971.00		0
60401 Administrative And General - Salaries & Wages	513,441.00	470,742.00	0.00	0.00	470,742.00		(8)
62000.1580.00000.12016 Salaries - Hourly - Maintenance - Maintenance Coor	18,513.00	95,810.00	0.00	0.00	95,810.00		418
62000.1580.00000.12017 Salaries - Hourly - Maintenance - Maintenance Assi	48,489.00	48,224.00	0.00	0.00	48,224.00		(1)
62000.1580.00000.12028 Salaries - Hourly - Maintenance - Light Duty - LIG	195.00	0.00	0.00	0.00	0.00		(100)
62000.1580.00000.12039 Salaries - Hourly - Maintenance - Area Facilities	80,676.00	7,899.00	0.00	0.00	7,899.00		(90)
62000.1580.00000.15000 Salaries - Hourly - Maintenance - Housekeeper - HS	0.00	1,184.00	0.00	0.00	1,184.00		0
62000.1590.00000.12018 Salaries - Hourly - Transportation - Driver - DRV	28,574.00	18,407.00	0.00	0.00	18,407.00		(36)
62000.1600.00000.11402 Salaries - Hourly - Security - Care Manager - CM	0.00	94.00	0.00	0.00	94.00		0
62070.1580.00000.12017 Salaries - Other - Maintenance - Maintenance Assis	250.00	500.00	0.00	0.00	500.00		100
62075.1580.00000.12016 Salaries - PR Transfer Product - Maintenance - Mai	1,008.00	0.00	0.00	0.00	0.00		(100)
62125.1580.00000.12016 Salaries - Accrual Hourly - Maintenance - Maintena	(2,688.00)	0.00	0.00	0.00	0.00		(100)
62125.1580.00000.12017 Salaries - Accrual Hourly - Maintenance - Maintena	(249.00)	(1,623.00)	0.00	0.00	(1,623.00)		552
62125.1580.00000.12039 Salaries - Accrual Hourly - Maintenance - Area Fac	3,363.00	(3,363.00)	0.00	0.00	(3,363.00)		(200)
62125.1590.00000.12018 Salaries - Accrual Hourly - Transportation - Drive	193.00	(940.00)	0.00	0.00	(940.00)		(587)
62310.1580.00000.12016 Salaries - OT Premium - Maintenance - Maintenance	333.00	1,055.00	0.00	0.00	1,055.00		217
62310.1580.00000.12017 Salaries - OT Premium - Maintenance - Maintenance	559.00	1,000.00	0.00	0.00	1,000.00		79
62310.1580.00000.12028 Salaries - OT Premium - Maintenance - Light Duty -	97.00	0.00	0.00	0.00	0.00		(100)
62310.1580.00000.12039 Salaries - OT Premium - Maintenance - Area Facilit	1,882.00	18.00	0.00	0.00	18.00		(99)
62312.1580.00000.12017 Salaries - Shelter Premium - Maintenance - Mainten	0.00	343.00	0.00	0.00	343.00		0
62312.1590.00000.12018 Salaries - Shelter Premium - Transportation - Driv	0.00	228.00	0.00	0.00	228.00		0
62313.1580.00000.12017 Salaries - Holiday Premium - Maintenance - Mainten	783.00	478.00	0.00	0.00	478.00		(39)
62313.1590.00000.12018 Salaries - Holiday Premium - Transportation - Driv	100.00	131.00	0.00	0.00	131.00		31
70005.1580.00000.00000 Salaries - Vac ME Accrual - Maintenance	77.00	(3.00)	0.00	0.00	(3.00)		(104)
70005.1590.00000.00000 Salaries - Vac ME Accrual - Transportation	6.00	(29.00)	0.00	0.00	(29.00)		(583)
70010.1580.00000.00000 Accr - Vacation - Maintenance	10,931.00	9,947.00	0.00	0.00	9,947.00		(9)
70010.1590.00000.00000 Accr - Vacation - Transportation	909.00	444.00	0.00	0.00	444.00		(51)
70020.1580.00000.00000 Salaries - Sick - Maintenance	2,482.00	2,832.00	0.00	0.00	2,832.00		14
70020.1580.00000.12016 Salaries - Sick - Maintenance - Maintenance Coordi	0.00	2,290.00	0.00	0.00	2,290.00		0
70020.1580.00000.12017 Salaries - Sick - Maintenance - Maintenance Assist	0.00	1,191.00	0.00	0.00	1,191.00		0
70020.1590.00000.00000 Salaries - Sick - Transportation	616.00	453.00	0.00	0.00	453.00		(26)
70020.1590.00000.12018 Salaries - Sick - Transportation - Driver - DRIVER	(12.00)	613.00	0.00	0.00	613.00		(5208)
70030.1580.00000.00000 Salaries - Training - Maintenance	887.00	0.00	0.00	0.00	0.00		(100)

Sunrise - Edison
 Year End: December 31, 2025
 Medicare Trial balance Groupings

Prepared by	Reviewed by	Reviewed by	Reviewed by
CS122803 4/21/2026	TP119062 4/29/2026		

220E.000-10

Account	PY Ending Balance	CY Beginning Balance	Adj's	Reclass	CY Ending Balance	Annotation	%Chg
70030.1580.00000.12017 Salaries - Training - Maintenance - Maintenance As	0.00	1,353.00	0.00	0.00	1,353.00		0
70030.1580.00000.15000 Salaries - Training - Maintenance - Housekeeper -	0.00	807.00	0.00	0.00	807.00		0
70030.1590.00000.12018 Salaries - Training - Transportation - Driver - D	0.00	150.00	0.00	0.00	150.00		0
70040.1580.00000.00000 Salaries - Holiday - Maintenance	2,780.00	1,681.00	0.00	0.00	1,681.00		(40)
70040.1580.00000.12016 Salaries - Holiday - Maintenance - Maintenance Coo	0.00	2,336.00	0.00	0.00	2,336.00		0
70040.1580.00000.13206 Salaries - Holiday - Maintenance - Host - HOST	423.00	(423.00)	0.00	0.00	(423.00)		(200)
70040.1590.00000.00000 Salaries - Holiday - Transportation	366.00	347.00	0.00	0.00	347.00		(5)
70040.1590.00000.12018 Salaries - Holiday - Transportation - Driver - DR	0.00	160.00	0.00	0.00	160.00		0
70040.1590.00000.13207 Salaries - Holiday - Transportation - Dietary Aide	112.00	(112.00)	0.00	0.00	(112.00)		(200)
70050.1580.00000.00000 Salaries - PR Transfers Non Pr - Maintenance	188.00	0.00	0.00	0.00	0.00		(100)
70060.1580.00000.00000 Salaries - Bonus - Maintenance	100.00	0.00	0.00	0.00	0.00		(100)
70070.1590.00000.00000 Salaries - Other Non-Productiv - Transportation	0.00	116.00	0.00	0.00	116.00		0
60501 Plant Op, Maint. & Repairs - Salaries & Wages	201,943.00	193,598.00	0.00	0.00	193,598.00		(4)
62000.1560.00000.15001 Salaries - Hourly - Housekeeping - Laundry - LANDR	62,445.00	60,827.00	0.00	0.00	60,827.00		(3)
62080.1560.00000.15001 Salaries - Retro Pay - Housekeeping - Laundry - LA	61.00	0.00	0.00	0.00	0.00		(100)
62125.1560.00000.15001 Salaries - Accrual Hourly - Housekeeping - Laundry	459.00	(2,022.00)	0.00	0.00	(2,022.00)		(541)
62310.1560.00000.15001 Salaries - OT Premium - Housekeeping - Laundry - L	463.00	1,080.00	0.00	0.00	1,080.00		133
62312.1560.00000.15001 Salaries - Shelter Premium - Housekeeping - Laundr	0.00	36.00	0.00	0.00	36.00		0
62313.1560.00000.15001 Salaries - Holiday Premium - Housekeeping - Laundr	567.00	474.00	0.00	0.00	474.00		(16)
70020.1560.00000.15001 Salaries - Sick - Housekeeping - Laundry - LANDRY	0.00	164.00	0.00	0.00	164.00		0
60601 Laundry And Linen Service - Salaries & Wages	63,995.00	60,559.00	0.00	0.00	60,559.00		(5)
62000.1560.00000.15000 Salaries - Hourly - Housekeeping - Housekeeper - H	200,707.00	193,612.00	0.00	0.00	193,612.00		(4)
62070.1560.00000.15000 Salaries - Other - Housekeeping - Housekeeper - HS	0.00	100.00	0.00	0.00	100.00		0
62125.1560.00000.15000 Salaries - Accrual Hourly - Housekeeping - Houseke	1,515.00	(6,440.00)	0.00	0.00	(6,440.00)		(525)
62310.1560.00000.15000 Salaries - OT Premium - Housekeeping - Housekeeper	880.00	1,705.00	0.00	0.00	1,705.00		94
62312.1560.00000.15000 Salaries - Shelter Premium - Housekeeping - Housek	0.00	1,581.00	0.00	0.00	1,581.00		0
62313.1560.00000.15000 Salaries - Holiday Premium - Housekeeping - Housek	1,705.00	1,696.00	0.00	0.00	1,696.00		(1)
70005.1560.00000.00000 Salaries - Vac ME Accrual - Housekeeping	86.00	(40.00)	0.00	0.00	(40.00)		(147)
70010.1560.00000.00000 Accr - Vacation - Housekeeping	11,778.00	10,092.00	0.00	0.00	10,092.00		(14)
70020.1560.00000.00000 Salaries - Sick - Housekeeping	6,716.00	5,037.00	0.00	0.00	5,037.00		(25)
70020.1560.00000.15000 Salaries - Sick - Housekeeping - Housekeeper - HSK	(244.00)	3,194.00	0.00	0.00	3,194.00		(1409)
70030.1560.00000.00000 Salaries - Training - Housekeeping	2,239.00	523.00	0.00	0.00	523.00		(77)
70030.1560.00000.15000 Salaries - Training - Housekeeping - Housekeeper -	(243.00)	2,033.00	0.00	0.00	2,033.00		(937)
70040.1560.00000.00000 Salaries - Holiday - Housekeeping	534.00	459.00	0.00	0.00	459.00		(14)
70040.1560.00000.13206 Salaries - Holiday - Housekeeping - Host - HOST	121.00	(121.00)	0.00	0.00	(121.00)		(200)
70060.1560.00000.15000 Salaries - Bonus - Housekeeping - Housekeeper - HS	0.00	250.00	0.00	0.00	250.00		0
70070.1560.00000.00000 Salaries - Other Non-Productiv - Housekeeping	2,180.00	924.00	0.00	0.00	924.00		(58)
70070.1560.00000.15000 Salaries - Other Non-Productiv - Housekeeping - Ho	0.00	643.00	0.00	0.00	643.00		0
70082.1560.00000.15000 Shelter - Non Prod - Housekeeping - Housekeeper -	0.00	201.00	0.00	0.00	201.00		0
60701 Housekeeping - Salaries & Wages	227,974.00	215,449.00	0.00	0.00	215,449.00		(5)
62000.1530.00000.12009 Salaries - Hourly - Dietary Services - Concierge/R	0.00	1,094.00	0.00	0.00	1,094.00		0
62000.1530.00000.12017 Salaries - Hourly - Dietary Services - Maintenance	0.00	685.00	0.00	0.00	685.00		0
62000.1530.00000.13100 Salaries - Hourly - Dietary Services - Server - WT	1,929.00	0.00	0.00	0.00	0.00		(100)
62000.1530.00000.13202 Salaries - Hourly - Dietary Services - Server - DR	142,931.00	185,982.00	0.00	0.00	185,982.00		30

Sunrise - Edison
Year End: December 31, 2025
Medicare Trial balance Groupings

Prepared by	Reviewed by	Reviewed by	Reviewed by
CS122803 4/21/2026	TP119062 4/29/2026		

220E.000-11

Account	PY Ending Balance	CY Beginning Balance	Adj's	Reclass	CY Ending Balance	Annotation	%Chg
62000.1530.00000.13204 Salaries - Hourly - Dietary Services - Cooks - COO	135,516.00	150,769.00	0.00	0.00	150,769.00		11
62000.1530.00000.13205 Salaries - Hourly - Dietary Services - Dishwasher	66,780.00	80,701.00	0.00	0.00	80,701.00		21
62000.1530.00000.13206 Salaries - Hourly - Dietary Services - Host - HOST	44,390.00	23,363.00	0.00	0.00	23,363.00		(47)
62000.1530.00000.13207 Salaries - Hourly - Dietary Services - Dietary Aid	60,870.00	95,718.00	0.00	0.00	95,718.00		57
62000.1530.00000.13208 Salaries - Hourly - Dietary Services - Dining Serv	0.00	68.00	0.00	0.00	68.00		0
62050.1530.00000.13208 Salaries - Regular - Dietary Services - Dining Ser	73,947.00	74,336.00	0.00	0.00	74,336.00		1
62070.1530.00000.13202 Salaries - Other - Dietary Services - Server - DRC	450.00	50.00	0.00	0.00	50.00		(89)
62070.1530.00000.13204 Salaries - Other - Dietary Services - Cooks - COOK	0.00	100.00	0.00	0.00	100.00		0
62075.1530.00000.13208 Salaries - PR Transfer Product - Dietary Services	5,847.00	0.00	0.00	0.00	0.00		(100)
62080.1530.00000.13202 Salaries - Retro Pay - Dietary Services - Server -	91.00	145.00	0.00	0.00	145.00		59
62080.1530.00000.13204 Salaries - Retro Pay - Dietary Services - Cooks -	914.00	0.00	0.00	0.00	0.00		(100)
62080.1530.00000.13207 Salaries - Retro Pay - Dietary Services - Dietary	29.00	0.00	0.00	0.00	0.00		(100)
62100.1530.00000.13208 Salaries - Accrual Regular - Dietary Services - Di	137.00	(2,473.00)	0.00	0.00	(2,473.00)		(1905)
62125.1530.00000.13202 Salaries - Accrual Hourly - Dietary Services - Ser	944.00	(3,971.00)	0.00	0.00	(3,971.00)		(521)
62125.1530.00000.13204 Salaries - Accrual Hourly - Dietary Services - Coo	1,297.00	(4,632.00)	0.00	0.00	(4,632.00)		(457)
62125.1530.00000.13205 Salaries - Accrual Hourly - Dietary Services - Dis	566.00	(2,516.00)	0.00	0.00	(2,516.00)		(545)
62125.1530.00000.13206 Salaries - Accrual Hourly - Dietary Services - Hos	641.00	(1,758.00)	0.00	0.00	(1,758.00)		(374)
62125.1530.00000.13207 Salaries - Accrual Hourly - Dietary Services - Die	449.00	(2,265.00)	0.00	0.00	(2,265.00)		(604)
62310.1530.00000.12017 Salaries - OT Premium - Dietary Services - Mainten	0.00	185.00	0.00	0.00	185.00		0
62310.1530.00000.13202 Salaries - OT Premium - Dietary Services - Server	13,205.00	8,797.00	0.00	0.00	8,797.00		(33)
62310.1530.00000.13204 Salaries - OT Premium - Dietary Services - Cooks -	6,757.00	6,479.00	0.00	0.00	6,479.00		(4)
62310.1530.00000.13205 Salaries - OT Premium - Dietary Services - Dishwas	1,387.00	3,138.00	0.00	0.00	3,138.00		126
62310.1530.00000.13206 Salaries - OT Premium - Dietary Services - Host -	1,324.00	331.00	0.00	0.00	331.00		(75)
62310.1530.00000.13207 Salaries - OT Premium - Dietary Services - Dietary	323.00	2,607.00	0.00	0.00	2,607.00		707
62312.1530.00000.13202 Salaries - Shelter Premium - Dietary Services - Se	0.00	759.00	0.00	0.00	759.00		0
62312.1530.00000.13204 Salaries - Shelter Premium - Dietary Services - Co	0.00	1,191.00	0.00	0.00	1,191.00		0
62312.1530.00000.13205 Salaries - Shelter Premium - Dietary Services - Di	0.00	452.00	0.00	0.00	452.00		0
62312.1530.00000.13206 Salaries - Shelter Premium - Dietary Services - Ho	0.00	332.00	0.00	0.00	332.00		0
62313.1530.00000.13100 Salaries - Holiday Premium - Dietary Services - Se	243.00	0.00	0.00	0.00	0.00		(100)
62313.1530.00000.13202 Salaries - Holiday Premium - Dietary Services - Se	1,350.00	1,645.00	0.00	0.00	1,645.00		22
62313.1530.00000.13204 Salaries - Holiday Premium - Dietary Services - Co	1,450.00	1,377.00	0.00	0.00	1,377.00		(5)
62313.1530.00000.13205 Salaries - Holiday Premium - Dietary Services - Di	686.00	690.00	0.00	0.00	690.00		1
62313.1530.00000.13206 Salaries - Holiday Premium - Dietary Services - Ho	231.00	200.00	0.00	0.00	200.00		(13)
62313.1530.00000.13207 Salaries - Holiday Premium - Dietary Services - Di	755.00	1,005.00	0.00	0.00	1,005.00		33
70005.1530.00000.00000 Salaries - Vac ME Accrual - Dietary Services	97.00	84.00	0.00	0.00	84.00		(13)
70010.1530.00000.00000 Accr - Vacation - Dietary Services	17,915.00	18,152.00	0.00	0.00	18,152.00		1
70020.1530.00000.00000 Salaries - Sick - Dietary Services	14,676.00	9,361.00	0.00	0.00	9,361.00		(36)
70020.1530.00000.13202 Salaries - Sick - Dietary Services - Server - DRCM	357.00	2,473.00	0.00	0.00	2,473.00		593
70020.1530.00000.13204 Salaries - Sick - Dietary Services - Cooks - COOKS	(248.00)	1,655.00	0.00	0.00	1,655.00		(767)
70020.1530.00000.13205 Salaries - Sick - Dietary Services - Dishwasher -	28.00	1,880.00	0.00	0.00	1,880.00		6614
70020.1530.00000.13206 Salaries - Sick - Dietary Services - Host - HOST	(59.00)	0.00	0.00	0.00	0.00		(100)
70020.1530.00000.13207 Salaries - Sick - Dietary Services - Dietary Aide	0.00	1,561.00	0.00	0.00	1,561.00		0
70020.1530.00000.13208 Salaries - Sick - Dietary Services - Dining Serv	0.00	595.00	0.00	0.00	595.00		0
70030.1530.00000.00000 Salaries - Training - Dietary Services	23,970.00	5,466.00	0.00	0.00	5,466.00		(77)
70030.1530.00000.13100 Salaries - Training - Dietary Services - Server -	(244.00)	0.00	0.00	0.00	0.00		(100)
70030.1530.00000.13202 Salaries - Training - Dietary Services - Server -	196.00	1,861.00	0.00	0.00	1,861.00		849
70030.1530.00000.13204 Salaries - Training - Dietary Services - Cooks - C	71.00	75.00	0.00	0.00	75.00		6

Sunrise - Edison
Year End: December 31, 2025
Medicare Trial balance Groupings

Prepared by	Reviewed by	Reviewed by	Reviewed by
CS122803 4/21/2026	TP119062 4/29/2026		

220E.000-12

Account	PY Ending Balance	CY Beginning Balance	Adj's	Reclass	CY Ending Balance	Annotation	%Chg
70030.1530.00000.13205 Salaries - Training - Dietary Services - Dishwashe	(183.00)	1,283.00	0.00	0.00	1,283.00		(801)
70030.1530.00000.13207 Salaries - Training - Dietary Services - Dietary A	0.00	2,869.00	0.00	0.00	2,869.00		0
70040.1530.00000.00000 Salaries - Holiday - Dietary Services	2,827.00	875.00	0.00	0.00	875.00		(69)
70040.1530.00000.13208 Salaries - Holiday - Dietary Services - Dining Ser	0.00	893.00	0.00	0.00	893.00		0
70045.1530.00000.13204 Salaries - Jury Duty - Dietary Services - Cooks -	0.00	212.00	0.00	0.00	212.00		0
70045.1530.00000.13208 Salaries - Jury Duty - Dietary Services - Dining S	0.00	298.00	0.00	0.00	298.00		0
70050.1530.00000.00000 Salaries - PR Transfers Non Pr - Dietary Services	1,039.00	15.00	0.00	0.00	15.00		(99)
70060.1530.00000.00000 Salaries - Bonus - Dietary Services	2,904.00	860.00	0.00	0.00	860.00		(70)
70060.1530.00000.13207 Salaries - Bonus - Dietary Services - Dietary Aide	0.00	250.00	0.00	0.00	250.00		0
70060.1530.00000.13208 Salaries - Bonus - Dietary Services - Dining Servi	0.00	800.00	0.00	0.00	800.00		0
70070.1530.00000.00000 Salaries - Other Non-Productiv - Dietary Services	1,883.00	1,210.00	0.00	0.00	1,210.00		(36)
70070.1530.00000.13202 Salaries - Other Non-Productiv - Dietary Services	0.00	436.00	0.00	0.00	436.00		0
70070.1530.00000.13205 Salaries - Other Non-Productiv - Dietary Services	0.00	799.00	0.00	0.00	799.00		0
70070.1530.00000.13207 Salaries - Other Non-Productiv - Dietary Services	0.00	556.00	0.00	0.00	556.00		0
70082.1530.00000.13204 Shelter - Non Prod - Dietary Services - Cooks - CO	0.00	276.00	0.00	0.00	276.00		0
70082.1530.00000.13205 Shelter - Non Prod - Dietary Services - Dishwasher	0.00	192.00	0.00	0.00	192.00		0
60801 Dietary - Salaries & Wages	630,668.00	679,571.00	0.00	0.00	679,571.00		8
62000.1540.00000.12009 Salaries - Hourly - Activities - Concierge/Recepti	0.00	523.00	0.00	0.00	523.00		0
62000.1540.00000.12013 Salaries - Hourly - Activities - Activities&Volunt	54,283.00	68,632.00	0.00	0.00	68,632.00		26
62000.1540.00000.12014 Salaries - Hourly - Activities - Activities Assist	82,501.00	104,225.00	0.00	0.00	104,225.00		26
62070.1300.00000.11414 Salaries - Other - Health Care - Social Services C	300.00	300.00	0.00	0.00	300.00		0
62070.1540.00000.12014 Salaries - Other - Activities - Activities Assista	800.00	0.00	0.00	0.00	0.00		(100)
62075.1540.00000.12013 Salaries - PR Transfer Product - Activities - Acti	5,900.00	0.00	0.00	0.00	0.00		(100)
62080.1540.00000.12014 Salaries - Retro Pay - Activities - Activities Ass	230.00	0.00	0.00	0.00	0.00		(100)
62125.1540.00000.12013 Salaries - Accrual Hourly - Activities - Activitie	(127.00)	(2,092.00)	0.00	0.00	(2,092.00)		1547
62125.1540.00000.12014 Salaries - Accrual Hourly - Activities - Activitie	1,132.00	(3,233.00)	0.00	0.00	(3,233.00)		(386)
62310.1540.00000.12009 Salaries - OT Premium - Activities - Concierge/Rec	0.00	45.00	0.00	0.00	45.00		0
62310.1540.00000.12013 Salaries - OT Premium - Activities - Activities&Vo	1,754.00	989.00	0.00	0.00	989.00		(44)
62310.1540.00000.12014 Salaries - OT Premium - Activities - Activities As	846.00	99.00	0.00	0.00	99.00		(88)
62312.1540.00000.12014 Salaries - Shelter Premium - Activities - Activiti	0.00	398.00	0.00	0.00	398.00		0
62313.1540.00000.12014 Salaries - Holiday Premium - Activities - Activiti	957.00	947.00	0.00	0.00	947.00		(1)
70005.1540.00000.00000 Salaries - Vac ME Accrual - Activities	63.00	5.00	0.00	0.00	5.00		(92)
70010.1540.00000.00000 Accr - Vacation - Activities	6,516.00	7,251.00	0.00	0.00	7,251.00		11
70020.1540.00000.00000 Salaries - Sick - Activities	2,980.00	2,347.00	0.00	0.00	2,347.00		(21)
70020.1540.00000.12013 Salaries - Sick - Activities - Activities&Voluntee	0.00	2,003.00	0.00	0.00	2,003.00		0
70020.1540.00000.12014 Salaries - Sick - Activities - Activities Assistan	83.00	1,180.00	0.00	0.00	1,180.00		1322
70030.1540.00000.00000 Salaries - Training - Activities	11,564.00	0.00	0.00	0.00	0.00		(100)
70030.1540.00000.12014 Salaries - Training - Activities - Activities Assi	(130.00)	0.00	0.00	0.00	0.00		(100)
70040.1540.00000.00000 Salaries - Holiday - Activities	705.00	1,386.00	0.00	0.00	1,386.00		97
70040.1540.00000.12013 Salaries - Holiday - Activities - Activities&Volun	0.00	1,154.00	0.00	0.00	1,154.00		0
70040.1540.00000.12014 Salaries - Holiday - Activities - Activities Assis	0.00	460.00	0.00	0.00	460.00		0
70050.1540.00000.00000 Salaries - PR Transfers Non Pr - Activities	963.00	0.00	0.00	0.00	0.00		(100)
70060.1540.00000.00000 Salaries - Bonus - Activities	100.00	0.00	0.00	0.00	0.00		(100)
70060.1540.00000.12013 Salaries - Bonus - Activities - Activities&Volunte	0.00	600.00	0.00	0.00	600.00		0
70070.1540.00000.00000 Salaries - Other Non-Productiv - Activities	342.00	141.00	0.00	0.00	141.00		(59)
70082.1540.00000.12014 Shelter - Non Prod - Activities - Activities Assis	0.00	278.00	0.00	0.00	278.00		0

Sunrise - Edison
Year End: December 31, 2025
Medicare Trial balance Groupings

Prepared by	Reviewed by	Reviewed by	Reviewed by
CS122803 4/21/2026	TP119062 4/29/2026		

220E.000-13

Account	PY Ending Balance	CY Beginning Balance	Adj's	Reclass	CY Ending Balance	Annotation	%Chg
61301 Medical Social Services - Salaries & Wages	171,762.00	187,638.00	0.00	0.00	187,638.00		9
62000.1300.00000.00000 Salaries - Hourly - Health Care	0.00	315.00	0.00	0.00	315.00		0
62000.1300.00000.11100 Salaries - Hourly - Health Care - Medication Care	0.00	395.00	0.00	0.00	395.00		0
62000.1300.00000.11300 Salaries - Hourly - Health Care - LPN Lvn - LPNLVN	345,721.00	406,774.00	0.00	0.00	406,774.00		18
62000.1300.00000.11301 Salaries - Hourly - Health Care - Nurse/NURSE	221,406.00	208,228.00	0.00	0.00	208,228.00		(6)
62000.1300.00000.11401 Salaries - Hourly - Health Care - Assisted Living	0.00	61.00	0.00	0.00	61.00		0
62000.1300.00000.11402 Salaries - Hourly - Health Care - Care Manager - C	0.00	73.00	0.00	0.00	73.00		0
62000.1300.00000.11403 Salaries - Hourly - Health Care - Resident Assessm	96,115.00	89,278.00	0.00	0.00	89,278.00		(7)
62000.1300.00000.11407 Salaries - Hourly - Health Care - SN Concierge - H	58,959.00	71,809.00	0.00	0.00	71,809.00		22
62000.1300.00000.11414 Salaries - Hourly - Health Care - Social Services	97,948.00	103,689.00	0.00	0.00	103,689.00		6
62000.1300.00000.11416 Salaries - Hourly - Health Care - Certified Nursin	441,593.00	550,370.00	0.00	0.00	550,370.00		25
62000.1300.00000.11418 Salaries - Hourly - Health Care - Health Informati	77,095.00	80,549.00	0.00	0.00	80,549.00		4
62000.1300.00000.12028 Salaries - Hourly - Health Care - Light Duty - LIG	0.00	8,245.00	0.00	0.00	8,245.00		0
62000.1300.00000.19000 Salaries - Hourly - Health Care - Salaries	0.00	516.00	0.00	0.00	516.00		0
62050.1300.00000.00000 Salaries - Regular - Health Care	0.00	18,310.00	0.00	0.00	18,310.00		0
62050.1300.00000.11301 Salaries - Regular - Health Care - Nurse/NURSE	11,567.00	1,581.00	0.00	0.00	1,581.00		(86)
62050.1300.00000.11413 Salaries - Regular - Health Care - Dir of Nursing	191,962.00	219,327.00	0.00	0.00	219,327.00		14
62050.1300.00000.11416 Salaries - Regular - Health Care - Certified Nursi	760.00	0.00	0.00	0.00	0.00		(100)
62050.1300.00000.19000 Salaries - Regular - Health Care - Salaries	0.00	7,566.00	0.00	0.00	7,566.00		0
62070.1300.00000.11300 Salaries - Other - Health Care - LPN Lvn - LPNLVN	41,300.00	12,750.00	0.00	0.00	12,750.00		(69)
62070.1300.00000.11301 Salaries - Other - Health Care - Nurse/NURSE	45,850.00	12,700.00	0.00	0.00	12,700.00		(72)
62070.1300.00000.11407 Salaries - Other - Health Care - SN Concierge - HC	10,900.00	4,600.00	0.00	0.00	4,600.00		(58)
62070.1300.00000.11413 Salaries - Other - Health Care - Dir of Nursing Se	700.00	250.00	0.00	0.00	250.00		(64)
62070.1300.00000.11416 Salaries - Other - Health Care - Certified Nursing	117,100.00	34,250.00	0.00	0.00	34,250.00		(71)
62075.1300.00000.00000 Salaries - PR Transfer Product - Health Care	0.00	1,192.00	0.00	0.00	1,192.00		0
62075.1300.00000.11413 Salaries - PR Transfer Product - Health Care - Dir	565.00	5,765.00	0.00	0.00	5,765.00		920
62080.1300.00000.11300 Salaries - Retro Pay - Health Care - LPN Lvn - LPN	3,062.00	623.00	0.00	0.00	623.00		(80)
62080.1300.00000.11301 Salaries - Retro Pay - Health Care - Nurse/NURSE	4,306.00	117.00	0.00	0.00	117.00		(97)
62080.1300.00000.11407 Salaries - Retro Pay - Health Care - SN Concierge	0.00	104.00	0.00	0.00	104.00		0
62080.1300.00000.11416 Salaries - Retro Pay - Health Care - Certified Nur	3,555.00	359.00	0.00	0.00	359.00		(90)
62100.1300.00000.11301 Salaries - Accrual Regular - Health Care - Nurse/N	703.00	(703.00)	0.00	0.00	(703.00)		(200)
62100.1300.00000.11413 Salaries - Accrual Regular - Health Care - Dir of	796.00	(6,840.00)	0.00	0.00	(6,840.00)		(959)
62125.1300.00000.11300 Salaries - Accrual Hourly - Health Care - LPN Lvn	3,027.00	(12,005.00)	0.00	0.00	(12,005.00)		(497)
62125.1300.00000.11301 Salaries - Accrual Hourly - Health Care - Nurse/NU	456.00	(6,341.00)	0.00	0.00	(6,341.00)		(1491)
62125.1300.00000.11403 Salaries - Accrual Hourly - Health Care - Resident	1,604.00	(2,210.00)	0.00	0.00	(2,210.00)		(238)
62125.1300.00000.11407 Salaries - Accrual Hourly - Health Care - SN Conci	(14.00)	(1,778.00)	0.00	0.00	(1,778.00)		12600
62125.1300.00000.11414 Salaries - Accrual Hourly - Health Care - Social S	779.00	(3,096.00)	0.00	0.00	(3,096.00)		(497)
62125.1300.00000.11416 Salaries - Accrual Hourly - Health Care - Certifie	4,949.00	(16,533.00)	0.00	0.00	(16,533.00)		(434)
62125.1300.00000.11418 Salaries - Accrual Hourly - Health Care - Health I	260.00	(2,359.00)	0.00	0.00	(2,359.00)		(1007)
62310.1300.00000.11300 Salaries - OT Premium - Health Care - LPN Lvn - LP	13,997.00	11,801.00	0.00	0.00	11,801.00		(16)
62310.1300.00000.11301 Salaries - OT Premium - Health Care - Nurse/NURSE	2,827.00	4,144.00	0.00	0.00	4,144.00		47
62310.1300.00000.11403 Salaries - OT Premium - Health Care - Resident Ass	1,004.00	1,257.00	0.00	0.00	1,257.00		25
62310.1300.00000.11407 Salaries - OT Premium - Health Care - SN Concierge	6,210.00	8,111.00	0.00	0.00	8,111.00		31
62310.1300.00000.11414 Salaries - OT Premium - Health Care - Social Servi	1,649.00	1,991.00	0.00	0.00	1,991.00		21
62310.1300.00000.11416 Salaries - OT Premium - Health Care - Certified Nu	19,288.00	17,468.00	0.00	0.00	17,468.00		(9)
62310.1300.00000.11418 Salaries - OT Premium - Health Care - Health Infor	3,576.00	2,915.00	0.00	0.00	2,915.00		(18)

Sunrise - Edison
Year End: December 31, 2025
Medicare Trial balance Groupings

Prepared by	Reviewed by	Reviewed by	Reviewed by
CS122803 4/21/2026	TP119062 4/29/2026		

220E.000-14

Account	PY Ending Balance	CY Beginning Balance	Adj's	Reclass	CY Ending Balance	Annotation	%Chg
62310.1300.00000.12028 Salaries - OT Premium - Health Care - Light Duty –	0.00	444.00	0.00	0.00	444.00		0
62312.1300.00000.11300 Salaries - Shelter Premium - Health Care - LPN Lvn	0.00	2,321.00	0.00	0.00	2,321.00		0
62312.1300.00000.11301 Salaries - Shelter Premium - Health Care - Nurse/N	0.00	569.00	0.00	0.00	569.00		0
62312.1300.00000.11407 Salaries - Shelter Premium - Health Care - SN Conc	0.00	393.00	0.00	0.00	393.00		0
62312.1300.00000.11416 Salaries - Shelter Premium - Health Care - Certifi	0.00	3,418.00	0.00	0.00	3,418.00		0
62313.1300.00000.11300 Salaries - Holiday Premium - Health Care - LPN Lvn	3,442.00	3,158.00	0.00	0.00	3,158.00		(8)
62313.1300.00000.11301 Salaries - Holiday Premium - Health Care - Nurse/N	1,964.00	2,401.00	0.00	0.00	2,401.00		22
62313.1300.00000.11407 Salaries - Holiday Premium - Health Care - SN Conc	667.00	701.00	0.00	0.00	701.00		5
62313.1300.00000.11416 Salaries - Holiday Premium - Health Care - Certifi	4,491.00	5,021.00	0.00	0.00	5,021.00		12
62313.1300.00000.11418 Salaries - Holiday Premium - Health Care - Health	0.00	350.00	0.00	0.00	350.00		0
70005.1300.00000.00000 Salaries - Vac ME Accrual - Health Care	565.00	163.00	0.00	0.00	163.00		(71)
70010.1300.00000.00000 Accr - Vacation - Health Care	58,651.00	61,289.00	0.00	0.00	61,289.00		4
70020.1300.00000.00000 Salaries - Sick - Health Care	39,435.00	24,442.00	0.00	0.00	24,442.00		(38)
70020.1300.00000.11300 Salaries - Sick - Health Care - LPN Lvn - LPNLVN	53.00	4,843.00	0.00	0.00	4,843.00		9038
70020.1300.00000.11301 Salaries - Sick - Health Care - Nurse/NURSE	85.00	2,240.00	0.00	0.00	2,240.00		2535
70020.1300.00000.11403 Salaries - Sick - Health Care - Resident Assessmen	344.00	1,186.00	0.00	0.00	1,186.00		245
70020.1300.00000.11407 Salaries - Sick - Health Care - SN Concierge - HCC	(46.00)	1,528.00	0.00	0.00	1,528.00		(3422)
70020.1300.00000.11413 Salaries - Sick - Health Care - Dir of Nursing Ser	0.00	2,860.00	0.00	0.00	2,860.00		0
70020.1300.00000.11414 Salaries - Sick - Health Care - Social Services Co	0.00	755.00	0.00	0.00	755.00		0
70020.1300.00000.11416 Salaries - Sick - Health Care - Certified Nursing	(41.00)	8,219.00	0.00	0.00	8,219.00		(20146)
70020.1300.00000.11418 Salaries - Sick - Health Care - Health Information	238.00	681.00	0.00	0.00	681.00		186
70020.1300.00000.19000 Salaries - Sick - Health Care - Salaries	0.00	280.00	0.00	0.00	280.00		0
70030.1300.00000.00000 Salaries - Training - Health Care	71,658.00	27,749.00	0.00	0.00	27,749.00		(61)
70030.1300.00000.11300 Salaries - Training - Health Care - LPN Lvn - LPNL	1,690.00	1,454.00	0.00	0.00	1,454.00		(14)
70030.1300.00000.11301 Salaries - Training - Health Care - Nurse/NURSE	233.00	14,577.00	0.00	0.00	14,577.00		6156
70030.1300.00000.11403 Salaries - Training - Health Care - Resident Asses	(481.00)	2,185.00	0.00	0.00	2,185.00		(554)
70030.1300.00000.11407 Salaries - Training - Health Care - SN Concierge -	0.00	1,259.00	0.00	0.00	1,259.00		0
70030.1300.00000.11414 Salaries - Training - Health Care - Social Service	(206.00)	0.00	0.00	0.00	0.00		(100)
70030.1300.00000.11416 Salaries - Training - Health Care - Certified Nurs	387.00	9,652.00	0.00	0.00	9,652.00		2394
70040.1300.00000.00000 Salaries - Holiday - Health Care	15,041.00	10,462.00	0.00	0.00	10,462.00		(30)
70040.1300.00000.11300 Salaries - Holiday - Health Care - LPN Lvn - LPNLV	0.00	1,536.00	0.00	0.00	1,536.00		0
70040.1300.00000.11301 Salaries - Holiday - Health Care - Nurse/NURSE	0.00	169.00	0.00	0.00	169.00		0
70040.1300.00000.11413 Salaries - Holiday - Health Care - Dir of Nursing	0.00	2,222.00	0.00	0.00	2,222.00		0
70040.1300.00000.11414 Salaries - Holiday - Health Care - Social Services	0.00	2,416.00	0.00	0.00	2,416.00		0
70040.1300.00000.11416 Salaries - Holiday - Health Care - Certified Nursi	0.00	693.00	0.00	0.00	693.00		0
70040.1300.00000.11418 Salaries - Holiday - Health Care - Health Informat	0.00	1,843.00	0.00	0.00	1,843.00		0
70040.1300.00000.11424 Salaries - Holiday - Health Care - Non-Direct Care	0.00	261.00	0.00	0.00	261.00		0
70040.1300.00000.13206 Salaries - Holiday - Health Care - Host - HOST	1,669.00	(1,669.00)	0.00	0.00	(1,669.00)		(200)
70040.1300.00000.19000 Salaries - Holiday - Health Care - Salaries	0.00	187.00	0.00	0.00	187.00		0
70045.1300.00000.00000 Salaries - Jury Duty - Health Care	408.00	0.00	0.00	0.00	0.00		(100)
70050.1300.00000.00000 Salaries - PR Transfers Non Pr - Health Care	103.00	2,803.00	0.00	0.00	2,803.00		2621
70060.1300.00000.00000 Salaries - Bonus - Health Care	20,178.00	5,879.00	0.00	0.00	5,879.00		(71)
70060.1300.00000.11300 Salaries - Bonus - Health Care - LPN Lvn - LPNLVN	0.00	550.00	0.00	0.00	550.00		0
70060.1300.00000.11301 Salaries - Bonus - Health Care - Nurse/NURSE	0.00	150.00	0.00	0.00	150.00		0
70060.1300.00000.11407 Salaries - Bonus - Health Care - SN Concierge - HC	0.00	200.00	0.00	0.00	200.00		0
70060.1300.00000.11413 Salaries - Bonus - Health Care - Dir of Nursing Se	0.00	500.00	0.00	0.00	500.00		0
70060.1300.00000.11416 Salaries - Bonus - Health Care - Certified Nursing	0.00	1,100.00	0.00	0.00	1,100.00		0

Sunrise - Edison
Year End: December 31, 2025
Medicare Trial balance Groupings

Prepared by	Reviewed by	Reviewed by	Reviewed by
CS122803 4/21/2026	TP119062 4/29/2026		

220E.000-15

Account	PY Ending Balance	CY Beginning Balance	Adj's	Reclass	CY Ending Balance	Annotation	%Chg
70061.1300.11081.00000 Annual Community Bonus Program - Health Care - RCD	14,194.00	16,044.00	0.00	0.00	16,044.00		13
70070.1300.00000.11300 Salaries - Other Non-Productiv - Health Care - LPN	0.00	1,662.00	0.00	0.00	1,662.00		0
70070.1300.00000.11416 Salaries - Other Non-Productiv - Health Care - Cer	0.00	606.00	0.00	0.00	606.00		0
70082.1300.00000.11407 Shelter - Non Prod - Health Care - SN Concierge -	0.00	229.00	0.00	0.00	229.00		0
70140.1300.00000.19000 Salaries - Severance - Health Care - Salaries	0.00	12,143.00	0.00	0.00	12,143.00		0
62501 Skilled Nursing Facility - Salaries & Wages	2,066,297.00	2,079,742.00	0.00	0.00	2,079,742.00		1
62000.1100.00000.00000 Salaries - Hourly - Assisted Living	0.00	1,447.00	0.00	0.00	1,447.00		0
62000.1100.00000.11100 Salaries - Hourly - Assisted Living - Medication C	665.00	84.00	0.00	0.00	84.00		(87)
62000.1100.00000.11402 Salaries - Hourly - Assisted Living - Care Manager	816,991.00	726,037.00	0.00	0.00	726,037.00		(11)
62000.1100.00000.11419 Salaries - Hourly - Assisted Living - Lead/Night S	244,691.00	255,881.00	0.00	0.00	255,881.00		5
62000.1100.00000.12009 Salaries - Hourly - Assisted Living - Concierge/Re	0.00	187.00	0.00	0.00	187.00		0
62000.1100.00000.12028 Salaries - Hourly - Assisted Living - Light Duty -	11,529.00	438.00	0.00	0.00	438.00		(96)
62000.1100.00000.19000 Salaries - Hourly - Assisted Living - Salaries	0.00	73.00	0.00	0.00	73.00		0
62000.1200.00000.11402 Salaries - Hourly - Reminiscence - Care Manager -	315,458.00	325,656.00	0.00	0.00	325,656.00		3
62000.1200.00000.11411 Salaries - Hourly - Reminiscence - Life Enrichment	19,268.00	45,110.00	0.00	0.00	45,110.00		134
62000.1200.00000.11416 Salaries - Hourly - Reminiscence - Certified Nursi	0.00	201.00	0.00	0.00	201.00		0
62000.1200.00000.11419 Salaries - Hourly - Reminiscence - Lead/Night Supe	161,632.00	148,553.00	0.00	0.00	148,553.00		(8)
62000.1200.00000.19000 Salaries - Hourly - Reminiscence - Salaries	0.00	105.00	0.00	0.00	105.00		0
62000.1350.00000.11100 Salaries - Hourly - Wellness - Medication Care Man	209,223.00	264,145.00	0.00	0.00	264,145.00		26
62000.1350.00000.11101 Salaries - Hourly - Wellness - LPN Med Care Manage	239,377.00	175,468.00	0.00	0.00	175,468.00		(27)
62000.1350.00000.11300 Salaries - Hourly - Wellness - LPN Lvn - LPNLVN	88,743.00	84,096.00	0.00	0.00	84,096.00		(5)
62000.1350.00000.13202 Salaries - Hourly - Wellness - Server - DRCM	0.00	67.00	0.00	0.00	67.00		0
62000.1350.00000.19129 Salaries - Hourly - Wellness - Wellness Nurse	53,258.00	49,069.00	0.00	0.00	49,069.00		(8)
62000.1400.00000.11402 Salaries - Hourly - Home Health - Care Manager - C	0.00	155.00	0.00	0.00	155.00		0
62050.1100.00000.00000 Salaries - Regular - Assisted Living	0.00	12,450.00	0.00	0.00	12,450.00		0
62050.1100.00000.11401 Salaries - Regular - Assisted Living - Assisted Li	72,310.00	68,541.00	0.00	0.00	68,541.00		(5)
62050.1100.00000.11424 Salaries - Regular - Assisted Living - Non-Direct	0.00	3,935.00	0.00	0.00	3,935.00		0
62050.1100.00000.19000 Salaries - Regular - Assisted Living - Salaries	0.00	2,123.00	0.00	0.00	2,123.00		0
62050.1350.00000.00000 Salaries - Regular - Wellness	0.00	8,800.00	0.00	0.00	8,800.00		0
62050.1350.00000.11408 Salaries - Regular - Wellness - RC Director-HC Man	105,243.00	110,202.00	0.00	0.00	110,202.00		5
62050.1350.00000.11420 Salaries - Regular - Wellness - Director of Wellne	7,529.00	0.00	0.00	0.00	0.00		(100)
62050.1350.00000.19000 Salaries - Regular - Wellness - Salaries	0.00	8,773.00	0.00	0.00	8,773.00		0
62070.1100.00000.11401 Salaries - Other - Assisted Living - Assisted Livi	0.00	250.00	0.00	0.00	250.00		0
62070.1100.00000.11402 Salaries - Other - Assisted Living - Care Manager	150.00	1,350.00	0.00	0.00	1,350.00		800
62070.1100.00000.11419 Salaries - Other - Assisted Living - Lead/Night Su	250.00	0.00	0.00	0.00	0.00		(100)
62070.1200.00000.11402 Salaries - Other - Reminiscence - Care Manager - C	0.00	750.00	0.00	0.00	750.00		0
62070.1200.00000.11419 Salaries - Other - Reminiscence - Lead/Night Super	0.00	150.00	0.00	0.00	150.00		0
62070.1350.00000.11100 Salaries - Other - Wellness - Medication Care Mana	600.00	250.00	0.00	0.00	250.00		(58)
62070.1350.00000.11101 Salaries - Other - Wellness - LPN Med Care Manager	200.00	50.00	0.00	0.00	50.00		(75)
62070.1350.00000.11300 Salaries - Other - Wellness - LPN Lvn - LPNLVN	2,250.00	250.00	0.00	0.00	250.00		(89)
62070.1350.00000.11408 Salaries - Other - Wellness - RC Director-HC Manag	0.00	650.00	0.00	0.00	650.00		0
62070.1350.00000.19129 Salaries - Other - Wellness - Wellness Nurse	350.00	50.00	0.00	0.00	50.00		(86)
62075.1000.00000.11409 Salaries - PR Transfer Product - Independent Livin	0.00	1,619.00	0.00	0.00	1,619.00		0
62075.1100.00000.00000 Salaries - PR Transfer Product - Assisted Living	0.00	1,272.00	0.00	0.00	1,272.00		0
62075.1100.00000.11409 Salaries - PR Transfer Product - Assisted Living -	154.00	0.00	0.00	0.00	0.00		(100)
62075.1350.00000.11408 Salaries - PR Transfer Product - Wellness - RC Dir	0.00	1,514.00	0.00	0.00	1,514.00		0

Sunrise - Edison
Year End: December 31, 2025
Medicare Trial balance Groupings

Prepared by	Reviewed by	Reviewed by	Reviewed by
CS122803 4/21/2026	TP119062 4/29/2026		

220E.000-16

Account	PY Ending Balance	CY Beginning Balance	Adj's	Reclass	CY Ending Balance	Annotation	%Chg
62075.1350.00000.11413 Salaries - PR Transfer Product - Wellness - Dir of	(474.00)	0.00	0.00	0.00	0.00		(100)
62080.1100.00000.11402 Salaries - Retro Pay - Assisted Living - Care Mana	404.00	177.00	0.00	0.00	177.00		(56)
62080.1100.00000.11419 Salaries - Retro Pay - Assisted Living - Lead/Nigh	319.00	52.00	0.00	0.00	52.00		(84)
62080.1200.00000.11402 Salaries - Retro Pay - Reminiscence - Care Manager	775.00	48.00	0.00	0.00	48.00		(94)
62080.1350.00000.11100 Salaries - Retro Pay - Wellness - Medication Care	2,220.00	565.00	0.00	0.00	565.00		(75)
62080.1350.00000.11101 Salaries - Retro Pay - Wellness - LPN Med Care Man	3,428.00	185.00	0.00	0.00	185.00		(95)
62080.1350.00000.19129 Salaries - Retro Pay - Wellness - Wellness Nurse	638.00	476.00	0.00	0.00	476.00		(25)
62100.1100.00000.11401 Salaries - Accrual Regular - Assisted Living - Ass	534.00	(2,770.00)	0.00	0.00	(2,770.00)		(619)
62100.1350.00000.11408 Salaries - Accrual Regular - Wellness - RC Directo	736.00	(3,758.00)	0.00	0.00	(3,758.00)		(611)
62125.1100.00000.11402 Salaries - Accrual Hourly - Assisted Living - Care	7,269.00	(25,815.00)	0.00	0.00	(25,815.00)		(455)
62125.1100.00000.11419 Salaries - Accrual Hourly - Assisted Living - Lead	18.00	(7,066.00)	0.00	0.00	(7,066.00)		(39356)
62125.1200.00000.11402 Salaries - Accrual Hourly - Reminiscence - Care Ma	1,802.00	(10,275.00)	0.00	0.00	(10,275.00)		(670)
62125.1200.00000.11411 Salaries - Accrual Hourly - Reminiscence - Life En	810.00	(1,538.00)	0.00	0.00	(1,538.00)		(290)
62125.1200.00000.11419 Salaries - Accrual Hourly - Reminiscence - Lead/Ni	117.00	(4,847.00)	0.00	0.00	(4,847.00)		(4243)
62125.1350.00000.11100 Salaries - Accrual Hourly - Wellness - Medication	2,874.00	(7,415.00)	0.00	0.00	(7,415.00)		(358)
62125.1350.00000.11101 Salaries - Accrual Hourly - Wellness - LPN Med Car	(686.00)	(7,151.00)	0.00	0.00	(7,151.00)		942
62125.1350.00000.11300 Salaries - Accrual Hourly - Wellness - LPN Lvn - L	1,435.00	(2,468.00)	0.00	0.00	(2,468.00)		(272)
62125.1350.00000.19129 Salaries - Accrual Hourly - Wellness - Wellness Nu	(983.00)	(613.00)	0.00	0.00	(613.00)		(38)
62310.1100.00000.11100 Salaries - OT Premium - Assisted Living - Medicati	25.00	0.00	0.00	0.00	0.00		(100)
62310.1100.00000.11402 Salaries - OT Premium - Assisted Living - Care Man	51,127.00	19,974.00	0.00	0.00	19,974.00		(61)
62310.1100.00000.11419 Salaries - OT Premium - Assisted Living - Lead/Nig	10,166.00	6,726.00	0.00	0.00	6,726.00		(34)
62310.1100.00000.12028 Salaries - OT Premium - Assisted Living - Light Du	7.00	0.00	0.00	0.00	0.00		(100)
62310.1200.00000.11402 Salaries - OT Premium - Reminiscence - Care Manage	2,827.00	11,970.00	0.00	0.00	11,970.00		323
62310.1200.00000.11419 Salaries - OT Premium - Reminiscence - Lead/Night	17,789.00	14,661.00	0.00	0.00	14,661.00		(18)
62310.1350.00000.11100 Salaries - OT Premium - Wellness - Medication Care	9,397.00	9,979.00	0.00	0.00	9,979.00		6
62310.1350.00000.11101 Salaries - OT Premium - Wellness - LPN Med Care Ma	7,874.00	2,503.00	0.00	0.00	2,503.00		(68)
62310.1350.00000.11300 Salaries - OT Premium - Wellness - LPN Lvn - LPNLV	761.00	107.00	0.00	0.00	107.00		(86)
62310.1350.00000.19129 Salaries - OT Premium - Wellness - Wellness Nurse	4,517.00	507.00	0.00	0.00	507.00		(89)
62312.1100.00000.11402 Salaries - Shelter Premium - Assisted Living - Car	0.00	4,221.00	0.00	0.00	4,221.00		0
62312.1100.00000.11419 Salaries - Shelter Premium - Assisted Living - Lea	0.00	1,255.00	0.00	0.00	1,255.00		0
62312.1200.00000.11402 Salaries - Shelter Premium - Reminiscence - Care M	0.00	1,667.00	0.00	0.00	1,667.00		0
62312.1200.00000.11411 Salaries - Shelter Premium - Reminiscence - Life E	0.00	370.00	0.00	0.00	370.00		0
62312.1200.00000.11419 Salaries - Shelter Premium - Reminiscence - Lead/N	0.00	901.00	0.00	0.00	901.00		0
62312.1350.00000.11100 Salaries - Shelter Premium - Wellness - Medication	0.00	987.00	0.00	0.00	987.00		0
62312.1350.00000.11101 Salaries - Shelter Premium - Wellness - LPN Med Ca	0.00	605.00	0.00	0.00	605.00		0
62312.1350.00000.11300 Salaries - Shelter Premium - Wellness - LPN Lvn -	0.00	772.00	0.00	0.00	772.00		0
62312.1350.00000.19129 Salaries - Shelter Premium - Wellness - Wellness N	0.00	701.00	0.00	0.00	701.00		0
62313.1100.00000.11100 Salaries - Holiday Premium - Assisted Living - Med	26.00	(13.00)	0.00	0.00	(13.00)		(150)
62313.1100.00000.11402 Salaries - Holiday Premium - Assisted Living - Car	7,591.00	6,256.00	0.00	0.00	6,256.00		(18)
62313.1100.00000.11419 Salaries - Holiday Premium - Assisted Living - Lea	2,099.00	1,869.00	0.00	0.00	1,869.00		(11)
62313.1100.00000.12028 Salaries - Holiday Premium - Assisted Living - Lig	173.00	0.00	0.00	0.00	0.00		(100)
62313.1200.00000.11402 Salaries - Holiday Premium - Reminiscence - Care M	2,940.00	2,494.00	0.00	0.00	2,494.00		(15)
62313.1200.00000.11411 Salaries - Holiday Premium - Reminiscence - Life E	174.00	290.00	0.00	0.00	290.00		67
62313.1200.00000.11419 Salaries - Holiday Premium - Reminiscence - Lead/N	1,498.00	1,169.00	0.00	0.00	1,169.00		(22)
62313.1350.00000.11100 Salaries - Holiday Premium - Wellness - Medication	2,269.00	2,391.00	0.00	0.00	2,391.00		5
62313.1350.00000.11101 Salaries - Holiday Premium - Wellness - LPN Med Ca	2,164.00	1,189.00	0.00	0.00	1,189.00		(45)
62313.1350.00000.11300 Salaries - Holiday Premium - Wellness - LPN Lvn -	476.00	642.00	0.00	0.00	642.00		35

Sunrise - Edison
Year End: December 31, 2025
Medicare Trial balance Groupings

Prepared by	Reviewed by	Reviewed by	Reviewed by
CS122803 4/21/2026	TP119062 4/29/2026		

220E.000-17

Account	PY Ending Balance	CY Beginning Balance	Adj's	Reclass	CY Ending Balance	Annotation	%Chg
62313.1350.00000.19129 Salaries - Holiday Premium - Wellness - Wellness N	560.00	613.00	0.00	0.00	613.00		9
70005.1100.00000.00000 Salaries - Vac ME Accrual - Assisted Living	301.00	261.00	0.00	0.00	261.00		(13)
70005.1200.00000.00000 Salaries - Vac ME Accrual - Reminiscence	228.00	(17.00)	0.00	0.00	(17.00)		(107)
70005.1350.00000.00000 Salaries - Vac ME Accrual - Wellness	340.00	45.00	0.00	0.00	45.00		(87)
70010.1100.00000.00000 Accr - Vacation - Assisted Living	40,017.00	43,272.00	0.00	0.00	43,272.00		8
70010.1200.00000.00000 Accr - Vacation - Reminiscence	15,283.00	16,534.00	0.00	0.00	16,534.00		8
70010.1350.00000.00000 Accr - Vacation - Wellness	35,355.00	36,552.00	0.00	0.00	36,552.00		3
70020.1100.00000.00000 Salaries - Sick - Assisted Living	30,676.00	20,888.00	0.00	0.00	20,888.00		(32)
70020.1100.00000.11401 Salaries - Sick - Assisted Living - Assisted Livin	0.00	1,097.00	0.00	0.00	1,097.00		0
70020.1100.00000.11402 Salaries - Sick - Assisted Living - Care Manager -	(190.00)	11,550.00	0.00	0.00	11,550.00		(6179)
70020.1100.00000.11419 Salaries - Sick - Assisted Living - Lead/Night Sup	(161.00)	5,227.00	0.00	0.00	5,227.00		(3347)
70020.1200.00000.00000 Salaries - Sick - Reminiscence	12,638.00	8,882.00	0.00	0.00	8,882.00		(30)
70020.1200.00000.11402 Salaries - Sick - Reminiscence - Care Manager - CM	82.00	3,184.00	0.00	0.00	3,184.00		3783
70020.1200.00000.11411 Salaries - Sick - Reminiscence - Life Enrichment M	0.00	800.00	0.00	0.00	800.00		0
70020.1200.00000.11419 Salaries - Sick - Reminiscence - Lead/Night Superv	89.00	5,122.00	0.00	0.00	5,122.00		5655
70020.1350.00000.00000 Salaries - Sick - Wellness	15,094.00	12,192.00	0.00	0.00	12,192.00		(19)
70020.1350.00000.11100 Salaries - Sick - Wellness - Medication Care Manag	0.00	2,533.00	0.00	0.00	2,533.00		0
70020.1350.00000.11101 Salaries - Sick - Wellness - LPN Med Care Manager	46.00	1,330.00	0.00	0.00	1,330.00		2791
70020.1350.00000.11300 Salaries - Sick - Wellness - LPN Lvn - LPNLVN	0.00	1,036.00	0.00	0.00	1,036.00		0
70020.1350.00000.19000 Salaries - Sick - Wellness - Salaries	0.00	571.00	0.00	0.00	571.00		0
70020.1350.00000.19129 Salaries - Sick - Wellness - Wellness Nurse	121.00	1,668.00	0.00	0.00	1,668.00		1279
70030.1100.00000.00000 Salaries - Training - Assisted Living	8,722.00	2,267.00	0.00	0.00	2,267.00		(74)
70030.1100.00000.11402 Salaries - Training - Assisted Living - Care Manag	(3.00)	2,703.00	0.00	0.00	2,703.00		(90200)
70030.1100.00000.12028 Salaries - Training - Assisted Living - Light Duty	(94.00)	0.00	0.00	0.00	0.00		(100)
70030.1200.00000.00000 Salaries - Training - Reminiscence	5,628.00	1,840.00	0.00	0.00	1,840.00		(67)
70030.1200.00000.11402 Salaries - Training - Reminiscence - Care Manager	(1,662.00)	1,080.00	0.00	0.00	1,080.00		(165)
70030.1350.00000.00000 Salaries - Training - Wellness	12,270.00	7,324.00	0.00	0.00	7,324.00		(40)
70030.1350.00000.11100 Salaries - Training - Wellness - Medication Care M	16.00	313.00	0.00	0.00	313.00		1856
70030.1350.00000.11101 Salaries - Training - Wellness - LPN Med Care Mana	90.00	15.00	0.00	0.00	15.00		(83)
70030.1350.00000.11300 Salaries - Training - Wellness - LPN Lvn - LPNLVN	(230.00)	5,518.00	0.00	0.00	5,518.00		(2499)
70040.1100.00000.00000 Salaries - Holiday - Assisted Living	4,511.00	3,097.00	0.00	0.00	3,097.00		(31)
70040.1100.00000.11401 Salaries - Holiday - Assisted Living - Assisted Li	0.00	958.00	0.00	0.00	958.00		0
70040.1100.00000.11402 Salaries - Holiday - Assisted Living - Care Manager	0.00	1,946.00	0.00	0.00	1,946.00		0
70040.1100.00000.11419 Salaries - Holiday - Assisted Living - Lead/Night	0.00	674.00	0.00	0.00	674.00		0
70040.1100.00000.13206 Salaries - Holiday - Assisted Living - Host - HOST	665.00	(665.00)	0.00	0.00	(665.00)		(200)
70040.1200.00000.00000 Salaries - Holiday - Reminiscence	859.00	1,156.00	0.00	0.00	1,156.00		35
70040.1200.00000.11402 Salaries - Holiday - Reminiscence - Care Manager -	0.00	431.00	0.00	0.00	431.00		0
70040.1200.00000.11411 Salaries - Holiday - Reminiscence - Life Enrichmen	0.00	200.00	0.00	0.00	200.00		0
70040.1200.00000.11419 Salaries - Holiday - Reminiscence - Lead/Night Sup	0.00	106.00	0.00	0.00	106.00		0
70040.1350.00000.00000 Salaries - Holiday - Wellness	866.00	2,089.00	0.00	0.00	2,089.00		141
70040.1350.00000.11101 Salaries - Holiday - Wellness - LPN Med Care Manag	0.00	740.00	0.00	0.00	740.00		0
70040.1350.00000.11300 Salaries - Holiday - Wellness - LPN Lvn - LPNLVN	0.00	529.00	0.00	0.00	529.00		0
70040.1350.00000.11408 Salaries - Holiday - Wellness - RC Director-HC Man	0.00	1,358.00	0.00	0.00	1,358.00		0
70040.1350.00000.13206 Salaries - Holiday - Wellness - Host - HOST	323.00	(323.00)	0.00	0.00	(323.00)		(200)
70040.1350.00000.19000 Salaries - Holiday - Wellness - Salaries	0.00	368.00	0.00	0.00	368.00		0
70045.1100.00000.11402 Salaries - Jury Duty - Assisted Living - Care Mana	0.00	172.00	0.00	0.00	172.00		0
70045.1100.00000.11419 Salaries - Jury Duty - Assisted Living - Lead/Nigh	0.00	172.00	0.00	0.00	172.00		0

Sunrise - Edison
Year End: December 31, 2025
Medicare Trial balance Groupings

Prepared by	Reviewed by	Reviewed by	Reviewed by
CS122803 4/21/2026	TP119062 4/29/2026		

220E.000-18

Account	PY Ending Balance	CY Beginning Balance	Adj's	Reclass	CY Ending Balance	Annotation	%Chg
70045.1350.00000.00000 Salaries - Jury Duty - Wellness	2,240.00	1,058.00	0.00	0.00	1,058.00		(53)
70050.1000.00000.00000 Salaries - PR Transfers Non Pr - Independent Livin	0.00	255.00	0.00	0.00	255.00		0
70050.1100.00000.00000 Salaries - PR Transfers Non Pr - Assisted Living	30.00	4,240.00	0.00	0.00	4,240.00		14033
70050.1350.00000.00000 Salaries - PR Transfers Non Pr - Wellness	(76.00)	350.00	0.00	0.00	350.00		(561)
70060.1100.00000.00000 Salaries - Bonus - Assisted Living	1,400.00	0.00	0.00	0.00	0.00		(100)
70060.1100.00000.11402 Salaries - Bonus - Assisted Living - Care Manager	0.00	500.00	0.00	0.00	500.00		0
70060.1200.00000.00000 Salaries - Bonus - Reminiscence	1,000.00	0.00	0.00	0.00	0.00		(100)
70060.1200.00000.11411 Salaries - Bonus - Reminiscence - Life Enrichment	0.00	1,040.00	0.00	0.00	1,040.00		0
70060.1350.00000.00000 Salaries - Bonus - Wellness	18,223.00	8,592.00	0.00	0.00	8,592.00		(53)
70060.1350.00000.11101 Salaries - Bonus - Wellness - LPN Med Care Manager	0.00	75.00	0.00	0.00	75.00		0
70060.1350.00000.11300 Salaries - Bonus - Wellness - LPN Lvn - LPNLVN	0.00	300.00	0.00	0.00	300.00		0
70060.1350.00000.19000 Salaries - Bonus - Wellness - Salaries	0.00	778.00	0.00	0.00	778.00		0
70061.1350.11081.00000 Annual Community Bonus Program - Wellness - RCD An	13,746.00	16,300.00	0.00	0.00	16,300.00		19
70061.1350.11083.00000 Annual Community Bonus Program - Wellness - Care B	(18,926.00)	(29,841.00)	0.00	0.00	(29,841.00)		58
70070.1100.00000.00000 Salaries - Other Non-Productiv - Assisted Living	8,081.00	1,494.00	0.00	0.00	1,494.00		(82)
70070.1100.00000.11402 Salaries - Other Non-Productiv - Assisted Living -	0.00	1,099.00	0.00	0.00	1,099.00		0
70070.1100.00000.11419 Salaries - Other Non-Productiv - Assisted Living -	0.00	595.00	0.00	0.00	595.00		0
70070.1200.00000.00000 Salaries - Other Non-Productiv - Reminiscence	1,389.00	545.00	0.00	0.00	545.00		(61)
70070.1200.00000.11402 Salaries - Other Non-Productiv - Reminiscence - Ca	0.00	1,024.00	0.00	0.00	1,024.00		0
70070.1350.00000.00000 Salaries - Other Non-Productiv - Wellness	3,686.00	304.00	0.00	0.00	304.00		(92)
70070.1350.00000.11101 Salaries - Other Non-Productiv - Wellness - LPN Me	0.00	843.00	0.00	0.00	843.00		0
70070.1350.00000.11300 Salaries - Other Non-Productiv - Wellness - LPN Lv	0.00	1,058.00	0.00	0.00	1,058.00		0
70082.1100.00000.11402 Shelter - Non Prod - Assisted Living - Care Manage	0.00	467.00	0.00	0.00	467.00		0
69301 Other Long Term Care - Salaries & Wages	2,708,240.00	2,540,215.00	0.00	0.00	2,540,215.00		(6)
62000.1615.00000.12021 Salaries - Hourly - Sales - Director of Sales - DI	80,548.00	82,425.00	0.00	0.00	82,425.00		2
62000.1615.00000.12022 Salaries - Hourly - Sales - Director of Sales SN -	74,316.00	78,337.00	0.00	0.00	78,337.00		5
62000.1615.00000.12023 Salaries - Hourly - Sales - Sales Associate - MRKA	45,653.00	55,107.00	0.00	0.00	55,107.00		21
62050.1615.00000.12025 Salaries - Regular - Sales - Mgr Business Develpnt	0.00	3,384.00	0.00	0.00	3,384.00		0
62050.1615.00000.12031 Salaries - Regular - Sales - Integrated Marketing	0.00	1,150.00	0.00	0.00	1,150.00		0
62070.1615.00000.12021 Salaries - Other - Sales - Director of Sales - DIR	300.00	0.00	0.00	0.00	0.00		(100)
62075.1615.00000.00000 Salaries - PR Transfer Product - Sales	0.00	1,436.00	0.00	0.00	1,436.00		0
62075.1615.00000.12021 Salaries - PR Transfer Product - Sales - Director	348.00	0.00	0.00	0.00	0.00		(100)
62075.1615.00000.12025 Salaries - PR Transfer Product - Sales - Mgr Busin	9,740.00	6,652.00	0.00	0.00	6,652.00		(32)
62075.1615.00000.12031 Salaries - PR Transfer Product - Sales - Integrate	6,206.00	1,246.00	0.00	0.00	1,246.00		(80)
62090.1615.00000.12021 Sales Variable Pay - Sales - Director of Sales - D	42,964.00	43,389.00	0.00	0.00	43,389.00		1
62090.1615.00000.12022 Sales Variable Pay - Sales - Director of Sales SN	27,150.00	30,425.00	0.00	0.00	30,425.00		12
62090.1615.00000.12023 Sales Variable Pay - Sales - Sales Associate - MRK	4,800.00	4,000.00	0.00	0.00	4,000.00		(17)
62090.1615.00000.12025 Sales Variable Pay - Sales - Mgr Business Develpnt	0.00	625.00	0.00	0.00	625.00		0
62125.1615.00000.12021 Salaries - Accrual Hourly - Sales - Director of Sa	687.00	(2,176.00)	0.00	0.00	(2,176.00)		(417)
62125.1615.00000.12022 Salaries - Accrual Hourly - Sales - Director of Sa	366.00	(2,746.00)	0.00	0.00	(2,746.00)		(850)
62125.1615.00000.12023 Salaries - Accrual Hourly - Sales - Sales Associat	433.00	(1,658.00)	0.00	0.00	(1,658.00)		(483)
62310.1615.00000.12021 Salaries - OT Premium - Sales - Director of Sales	1,564.00	1,750.00	0.00	0.00	1,750.00		12
62310.1615.00000.12022 Salaries - OT Premium - Sales - Director of Sales	1,567.00	1,397.00	0.00	0.00	1,397.00		(11)
62310.1615.00000.12023 Salaries - OT Premium - Sales - Sales Associate -	881.00	909.00	0.00	0.00	909.00		3
62312.1615.00000.12023 Salaries - Shelter Premium - Sales - Sales Associa	0.00	261.00	0.00	0.00	261.00		0
62313.1615.00000.12023 Salaries - Holiday Premium - Sales - Sales Associa	211.00	176.00	0.00	0.00	176.00		(17)

Sunrise - Edison
Year End: December 31, 2025
Medicare Trial balance Groupings

Prepared by	Reviewed by	Reviewed by	Reviewed by
CS122803 4/21/2026	TP119062 4/29/2026		

220E.000-19

Account	PY Ending Balance	CY Beginning Balance	Adj's	Reclass	CY Ending Balance	Annotation	%Chg
70005.1615.00000.00000 Salaries - Vac ME Accrual - Sales	205.00	(179.00)	0.00	0.00	(179.00)		(187)
70010.1615.00000.00000 Accr - Vacation - Sales	15,191.00	13,941.00	0.00	0.00	13,941.00		(8)
70020.1615.00000.00000 Salaries - Sick - Sales	4,539.00	3,398.00	0.00	0.00	3,398.00		(25)
70020.1615.00000.12021 Salaries - Sick - Sales - Director of Sales - DIRC	(15.00)	2,041.00	0.00	0.00	2,041.00		(13707)
70020.1615.00000.12022 Salaries - Sick - Sales - Director of Sales SN - H	0.00	757.00	0.00	0.00	757.00		0
70020.1615.00000.12023 Salaries - Sick - Sales - Sales Associate - MRKAST	0.00	1,363.00	0.00	0.00	1,363.00		0
70020.1615.00000.12031 Salaries - Sick - Sales - Integrated Marketing Mgr	0.00	9.00	0.00	0.00	9.00		0
70030.1615.00000.00000 Salaries - Training - Sales	7,404.00	1,931.00	0.00	0.00	1,931.00		(74)
70030.1615.00000.12022 Salaries - Training - Sales - Director of Sales SN	0.00	336.00	0.00	0.00	336.00		0
70030.1615.00000.12023 Salaries - Training - Sales - Sales Associate - MR	34.00	(98.00)	0.00	0.00	(98.00)		(388)
70040.1615.00000.00000 Salaries - Holiday - Sales	5,156.00	2,944.00	0.00	0.00	2,944.00		(43)
70040.1615.00000.12021 Salaries - Holiday - Sales - Director of Sales - D	0.00	2,205.00	0.00	0.00	2,205.00		0
70040.1615.00000.12022 Salaries - Holiday - Sales - Director of Sales SN	0.00	1,009.00	0.00	0.00	1,009.00		0
70040.1615.00000.12023 Salaries - Holiday - Sales - Sales Associate - MRK	0.00	206.00	0.00	0.00	206.00		0
70040.1615.00000.12025 Salaries - Holiday - Sales - Mgr Business Developnt	0.00	157.00	0.00	0.00	157.00		0
70040.1615.00000.12031 Salaries - Holiday - Sales - Integrated Marketing	0.00	45.00	0.00	0.00	45.00		0
70040.1615.00000.13207 Salaries - Holiday - Sales - Dietary Aide - DESRVR	761.00	(761.00)	0.00	0.00	(761.00)		(200)
70050.1615.00000.00000 Salaries - PR Transfers Non Pr - Sales	1,299.00	1,477.00	0.00	0.00	1,477.00		14
70050.1615.00000.12031 Salaries - PR Transfers Non Pr - Sales - Integrate	0.00	25.00	0.00	0.00	25.00		0
70070.1615.00000.00000 Salaries - Other Non-Productiv - Sales	2,640.00	0.00	0.00	0.00	0.00		(100)
69501 Other Nonreimbursable - Salaries & Wages	334,948.00	336,895.00	0.00	0.00	336,895.00		1
Salary Expense	6,919,268.00	6,764,409.00	0.00	0.00	6,764,409.00		(2)
72105.1640.00000.00000 Insurance - Property Deductibl - Non Department	0.00	23,997.00	0.00	0.00	23,997.00		0
76050.1640.00000.00000 Taxes - Real Estate - Non Department	320,992.00	320,600.00	0.00	0.00	320,600.00		0
80050.1650.00000.00000 Depreciation-AM - Investment Factors	533,517.00	573,139.00	0.00	0.00	573,139.00		7
80210.1650.00000.00000 Lease - Building - Investment Factors	406,521.00	1,664,073.00	0.00	0.00	1,664,073.00		309
60104 Capital Related-buildings & Fixtures - Other Costs	1,261,030.00	2,581,809.00	0.00	0.00	2,581,809.00		105
69050.1500.00000.00000 Rental Equipment - Therapy Services	15,911.00	12,266.00	0.00	0.00	12,266.00		(23)
69050.1630.00000.00000 Rental Equipment - Administration	2,986.00	0.00	0.00	0.00	0.00		(100)
75020.1640.00000.00000 Lease Expense - Parking - Non Department	4,265.00	4,265.00	0.00	0.00	4,265.00		0
75030.1640.00000.00000 Operating Expense Rent - Non Department	24,427.00	20,811.00	0.00	0.00	20,811.00		(15)
60204 Capital Related-movable Equipment - Other Costs	47,589.00	37,342.00	0.00	0.00	37,342.00		(22)
60550.1630.00000.00000 WC - Premiums - Administration	264,056.00	267,648.00	0.00	0.00	267,648.00		1
60600.1630.00000.00000 WC - Deductible - Administration	30,929.00	84,255.00	0.00	0.00	84,255.00		172
70500.1630.00000.00000 Benefits - Health - Administration	321,915.00	343,505.00	0.00	0.00	343,505.00		7
70500.1630.71023.00000 Benefits - Health - Administration - HD Ins - Admi	7,262.00	6,445.00	0.00	0.00	6,445.00		(11)
70500.1630.71024.00000 Benefits - Health - Administration - HD Ins - Vend	19,182.00	16,652.00	0.00	0.00	16,652.00		(13)
70500.1630.71025.00000 Benefits - Health - Administration - Health and De	73,481.00	1,564.00	0.00	0.00	1,564.00		(98)
70510.1630.00000.00000 Benefits - Dental - Administration	9,334.00	8,945.00	0.00	0.00	8,945.00		(4)
70510.1630.71025.00000 Benefits - Dental - Administration - Health and De	1,973.00	40.00	0.00	0.00	40.00		(98)
70590.1630.00000.00000 Employee Crim and Driv Hist - Administration	5,398.00	8,346.00	0.00	0.00	8,346.00		55
60304 Employee Benefits Department - Other Costs	733,530.00	737,400.00	0.00	0.00	737,400.00		1

Sunrise - Edison
Year End: December 31, 2025
Medicare Trial balance Groupings

Prepared by	Reviewed by	Reviewed by	Reviewed by
CS122803 4/21/2026	TP119062 4/29/2026		

220E.000-20

Account	PY Ending Balance	CY Beginning Balance	Adj's	Reclass	CY Ending Balance	Annotation	%Chg
71040.1630.00000.NJ Suta Tax - Administration - NEW JERSEY	0.00	4,206.00	0.00	0.00	4,206.00		0
60150.1300.00000.31100 Bad Debt Write-Offs - Health Care - Medicare A	24,304.00	30,705.00	0.00	0.00	30,705.00		26
60150.1300.00000.31200 Bad Debt Write-Offs - Health Care - Medicare B	0.00	1,897.00	0.00	0.00	1,897.00		0
60150.1630.00000.00000 Bad Debt Write-Offs - Administration	84,694.00	378,597.00	0.00	0.00	378,597.00		347
60150.1630.00000.31100 Bad Debt Write-Offs - Administration - Medicare A	28,404.00	0.00	0.00	0.00	0.00		(100)
60150.1630.00000.32000 Bad Debt Write-Offs - Administration - Medicaid	36,839.00	37,864.00	0.00	0.00	37,864.00		3
60200.1630.00000.00000 Bad Debt Reserve - Administration	(15,037.00)	15,037.00	0.00	0.00	15,037.00		(200)
60200.1630.00000.30000 Bad Debt Reserve - Administration - Private	185,280.00	(72,049.00)	0.00	0.00	(72,049.00)		(139)
60200.1630.00000.31000 Bad Debt Reserve - Administration - Medicare	(22,262.00)	(390.00)	0.00	0.00	(390.00)		(98)
60200.1630.00000.32000 Bad Debt Reserve - Administration - Medicaid	32,694.00	1,273.00	0.00	0.00	1,273.00		(96)
60200.1630.00000.33000 Bad Debt Reserve - Administration - Insurance/Othe	61,864.00	(77,983.00)	0.00	0.00	(77,983.00)		(226)
60300.1630.21025.00000 Maintenance Contracts - Administration - Other	3,127.00	3,340.00	0.00	0.00	3,340.00		7
61050.1630.00000.00000 IBNR Liability - Administration	9,702.00	2,852.00	0.00	0.00	2,852.00		(71)
61060.1630.00000.00000 Insurance - Liability Deductib - Administration	36,234.00	0.00	0.00	0.00	0.00		(100)
61100.1630.00000.00000 Liability Premium - Administration	288,528.00	310,058.00	0.00	0.00	310,058.00		7
61350.1630.00000.00000 Bank Charges - Administration	4,885.00	6,186.00	0.00	0.00	6,186.00		27
61365.1630.00000.00000 CAS-Regional Recruitment Sppt - Administration	18,900.00	19,930.00	0.00	0.00	19,930.00		5
61505.1630.00000.00000 Cyber Security - Direct - Administration	0.00	2,390.00	0.00	0.00	2,390.00		0
61850.1630.71002.00000 Telecom Support and Equipment - Administration - R	8,859.00	19,898.00	0.00	0.00	19,898.00		125
61850.1630.71003.00000 Telecom Support and Equipment - Administration - T	11,927.00	29,102.00	0.00	0.00	29,102.00		144
63100.1630.00000.00000 Subscriptions - Administration	2,232.00	48.00	0.00	0.00	48.00		(98)
63160.1630.00000.00000 CAS-Resident Survey - Administration	3,656.00	4,125.00	0.00	0.00	4,125.00		13
63170.1630.00000.00000 CAS-Shared Svc True-Up - Administration	(117,441.00)	(92,784.00)	0.00	0.00	(92,784.00)		(21)
63300.1630.00000.00000 Administrative Expenses - Administration	8,570.00	10,950.00	0.00	0.00	10,950.00		28
63350.1630.00000.00000 Care Professional Dues - Administration	6,592.00	6,790.00	0.00	0.00	6,790.00		3
63500.1630.00000.00000 Audit Exp - Administration	0.00	92,000.00	0.00	0.00	92,000.00		0
63505.1630.00000.00000 CAS-Reimbursement - Administration	9,611.00	6,618.00	0.00	0.00	6,618.00		(31)
63510.1630.00000.00000 CAS-Tax Compliance-Shared - Administration	1,442.00	1,386.00	0.00	0.00	1,386.00		(4)
63512.1630.00000.00000 CAS-Programming Services - Administration	(239.00)	(322.00)	0.00	0.00	(322.00)		35
63650.1630.00000.00000 Check Fees - Administration	840.00	200.00	0.00	0.00	200.00		(76)
63655.1630.00000.00000 Bank Charges - Direct - Administration	0.00	(69.00)	0.00	0.00	(69.00)		0
63665.1630.00000.00000 Credit Card Fees - Administration	14,980.00	6,632.00	0.00	0.00	6,632.00		(56)
64300.1630.00000.00000 Local Calls - Administration	30,907.00	27,446.00	0.00	0.00	27,446.00		(11)
64400.1630.00000.00000 Long Distance - Administration	196.00	0.00	0.00	0.00	0.00		(100)
64700.1630.00000.00000 Mileage Reimbursement - Administration	963.00	1,307.00	0.00	0.00	1,307.00		36
64750.1630.00000.00000 Misc Expense - Administration	(107.00)	(5,665.00)	0.00	0.00	(5,665.00)		5194
64810.1630.00000.00000 Model Room Accessories - Administration	0.00	301.00	0.00	0.00	301.00		0
64850.1630.00000.00000 Admin and Office Supplies - Administration	19,827.00	24,080.00	0.00	0.00	24,080.00		21
64900.1630.00000.00000 Payroll Charge - INA - Administration	27,600.00	16,234.00	0.00	0.00	16,234.00		(41)
64901.1630.00000.00000 CAS-Payroll Help Desk - INA - Administration	3,097.00	3,270.00	0.00	0.00	3,270.00		6
64902.1630.00000.00000 CAS-Payroll Processing - Administration	0.00	4,245.00	0.00	0.00	4,245.00		0
64903.1630.00000.00000 HRIS Subscription - Administration	0.00	8,804.00	0.00	0.00	8,804.00		0
64905.1630.00000.00000 CAS-AP Processing - Administration	1,442.00	1,470.00	0.00	0.00	1,470.00		2
64910.1630.00000.00000 CAS-Area Controller Exp - Administration	4,757.00	4,904.00	0.00	0.00	4,904.00		3
64911.1630.00000.00000 CAS-IT Help Desk - Administration	10,813.00	8,687.00	0.00	0.00	8,687.00		(20)
64912.1630.00000.00000 Desktop Software Lic - Administration	14,094.00	13,553.00	0.00	0.00	13,553.00		(4)
64913.1630.00000.00000 CAS-Time & Attendance - INA - Administration	1,451.00	1,949.00	0.00	0.00	1,949.00		34

Sunrise - Edison
Year End: December 31, 2025
Medicare Trial balance Groupings

Prepared by	Reviewed by	Reviewed by	Reviewed by
CS122803 4/21/2026	TP119062 4/29/2026		

220E.000-21

Account	PY Ending Balance	CY Beginning Balance	Adj's	Reclass	CY Ending Balance	Annotation	%Chg
64914.1630.00000.00000 CAS-HRIS IT Support - Administration	0.00	1,187.00	0.00	0.00	1,187.00		0
64916.1630.00000.00000 CAS-Medicare Billing - Administration	40,294.00	44,138.00	0.00	0.00	44,138.00		10
64920.1630.00000.00000 CAS-Resident Billing Support - Administration	3,569.00	3,786.00	0.00	0.00	3,786.00		6
64921.1630.00000.00000 Res. Bill Print & Delivery - Administration	1,450.00	1,670.00	0.00	0.00	1,670.00		15
64960.1630.00000.00000 TALX - Administration	1,115.00	2,517.00	0.00	0.00	2,517.00		126
65000.1630.00000.00000 Postage - Administration	5,248.00	4,729.00	0.00	0.00	4,729.00		(10)
65050.1630.00000.00000 Recognition Programs - Administration	2,049.00	2,043.00	0.00	0.00	2,043.00		0
65100.1630.00000.00000 Printing and Copying - Administration	10,783.00	17,203.00	0.00	0.00	17,203.00		60
65150.1630.00000.00000 Professional Fees and Services - Administration	118,241.00	241,799.00	0.00	0.00	241,799.00		104
65450.1630.00000.00000 Software Licensing Exp - Administration	2,826.00	1,811.00	0.00	0.00	1,811.00		(36)
65600.1630.00000.00000 Travel - Administration	9,130.00	38,154.00	0.00	0.00	38,154.00		318
65700.1630.00000.00000 Uniforms - Administration	81.00	2,047.00	0.00	0.00	2,047.00		2427
65815.1630.00000.00000 AM-Emergency Food Supplies - Administration	513.00	879.00	0.00	0.00	879.00		71
65815.1650.00000.00000 AM-Emergency Food Supplies - Investment Factors	366.00	0.00	0.00	0.00	0.00		(100)
66750.1630.00000.00000 Education and Conventions - Administration	1,805.00	6,579.00	0.00	0.00	6,579.00		264
66850.1540.00000.00000 TM Appreciation Events - Activities	987.00	611.00	0.00	0.00	611.00		(38)
66850.1630.00000.00000 TM Appreciation Events - Administration	12,489.00	24,036.00	0.00	0.00	24,036.00		92
66860.1630.00000.00000 TM Scheduling Costs - Administration	9,564.00	11,809.00	0.00	0.00	11,809.00		23
67000.1630.00000.00000 Membership Fees and Dues - Administration	720.00	1,778.00	0.00	0.00	1,778.00		147
67050.1630.00000.00000 Name Badges - Administration	675.00	493.00	0.00	0.00	493.00		(27)
67200.1630.00000.00000 Team Member Referrals - Administration	1,250.00	0.00	0.00	0.00	0.00		(100)
67203.1630.00000.00000 Dedicated Recruiter - Administration	13,054.00	630.00	0.00	0.00	630.00		(95)
67204.1630.00000.00000 Recruitment - Administration	4,447.00	6,930.00	0.00	0.00	6,930.00		56
67205.1630.00000.00000 Programmatic Advertising - Administration	2,536.00	2,822.00	0.00	0.00	2,822.00		11
67237.1630.00000.00000 CareConnect Support - Administration	4,414.00	6,219.00	0.00	0.00	6,219.00		41
67411.1630.00000.00000 CAS-Learning Mgmt System - Administration	6,242.00	6,154.00	0.00	0.00	6,154.00		(1)
67420.1630.00000.00000 CAS-Memory Care Training - Administration	1,973.00	2,196.00	0.00	0.00	2,196.00		11
67450.1630.00000.00000 Training Materials - Administration	852.00	1,679.00	0.00	0.00	1,679.00		97
67460.1630.00000.00000 Meals-Meetings - Administration	817.00	729.00	0.00	0.00	729.00		(11)
67850.1630.56010.00000 Legal - Administration - Uninsured Litigation/Clai	0.00	2,570.00	0.00	0.00	2,570.00		0
67850.1630.56014.00000 Legal - Administration - Regulatory/Licensing	43,082.00	37,752.00	0.00	0.00	37,752.00		(12)
67850.1630.56015.00000 Legal - Administration - Residency Agreements	256.00	1,670.00	0.00	0.00	1,670.00		552
67850.1630.56016.00000 Legal - Administration - Operations Legal Support	571.00	13,443.00	0.00	0.00	13,443.00		2254
67950.1630.00000.00000 Penalties - Administration	33,374.00	0.00	0.00	0.00	0.00		(100)
68450.1630.71007.00000 Disaster Resources & Equip-INA - Administration -	3,761.00	0.00	0.00	0.00	0.00		(100)
68450.1630.71010.00000 Disaster Resources & Equip-INA - Administration -	6,776.00	0.00	0.00	0.00	0.00		(100)
68450.1630.71012.00000 Disaster Resources & Equip-INA - Administration -	1,435.00	0.00	0.00	0.00	0.00		(100)
68500.1630.00000.00000 Emergency Resources - Administration	4,601.00	4,146.00	0.00	0.00	4,146.00		(10)
68760.1630.00000.00000 CAS-Connectivity-Shared - Administration	20,281.00	20,903.00	0.00	0.00	20,903.00		3
68761.1630.00000.00000 Connectivity-Direct - Administration	1,700.00	1,679.00	0.00	0.00	1,679.00		(1)
68763.1630.00000.00000 SCC Hosting Fees - Administration	18,932.00	19,514.00	0.00	0.00	19,514.00		3
68764.1630.71000.00000 IT Hardware and Software - Administration - IT Har	2,652.00	2,403.00	0.00	0.00	2,403.00		(9)
68764.1630.71001.00000 IT Hardware and Software - Administration - IT Sof	10,328.00	6,122.00	0.00	0.00	6,122.00		(41)
68764.1630.71004.00000 IT Hardware and Software - Administration - 3rd Pa	1,768.00	869.00	0.00	0.00	869.00		(51)
68766.1630.00000.00000 Care Software & Technology - Administration	0.00	120.00	0.00	0.00	120.00		0
68767.1630.00000.00000 Operations Software & Technolo - Administration	12,229.00	12,038.00	0.00	0.00	12,038.00		(2)
68768.1630.00000.00000 Workday Implementation - Administration	0.00	6,329.00	0.00	0.00	6,329.00		0

Sunrise - Edison
Year End: December 31, 2025
Medicare Trial balance Groupings

Prepared by	Reviewed by	Reviewed by	Reviewed by
CS122803 4/21/2026	TP119062 4/29/2026		

220E.000-22

Account	PY Ending Balance	CY Beginning Balance	Adj's	Reclass	CY Ending Balance	Annotation	%Chg
68850.1630.00000.00000 Moving Expenses TM Relocation - Administration	385.00	0.00	0.00	0.00	0.00		(100)
69150.1630.00000.00000 Storage Rentals - Administration	12,616.00	13,667.00	0.00	0.00	13,667.00		8
69450.1630.00000.00000 Vehicle Expense - Administration	1,781.00	830.00	0.00	0.00	830.00		(53)
69500.1630.00000.00000 Wireless Service - Administration	7,958.00	8,547.00	0.00	0.00	8,547.00		7
69501.1630.00000.00000 Meraki Subscription - Administration	1,802.00	1,701.00	0.00	0.00	1,701.00		(6)
69690.1630.00000.00000 Programing Supplies - Administration	661.00	342.00	0.00	0.00	342.00		(48)
70025.1630.00000.00000 Benefits - Life Insurance - Administration	648.00	411.00	0.00	0.00	411.00		(37)
70025.1630.00000.11424 Benefits - Life Insurance - Administration - Non-D	0.00	1.00	0.00	0.00	1.00		0
70025.1630.00000.12001 Benefits - Life Insurance - Administration - Execu	0.00	36.00	0.00	0.00	36.00		0
70025.1630.00000.12003 Benefits - Life Insurance - Administration - Accou	0.00	4.00	0.00	0.00	4.00		0
70025.1630.00000.12008 Benefits - Life Insurance - Administration - Contr	0.00	3.00	0.00	0.00	3.00		0
70025.1630.00000.12009 Benefits - Life Insurance - Administration - Conci	0.00	3.00	0.00	0.00	3.00		0
70025.1630.00000.12011 Benefits - Life Insurance - Administration - HR Re	0.00	4.00	0.00	0.00	4.00		0
70025.1630.00000.12043 Benefits - Life Insurance - Administration - Dedic	0.00	1.00	0.00	0.00	1.00		0
70025.1630.00000.13202 Benefits - Life Insurance - Administration - Serve	0.00	1.00	0.00	0.00	1.00		0
70520.1630.00000.00000 Disability & Family Leave Plan - Administration	0.00	11.00	0.00	0.00	11.00		0
70520.1630.00000.11424 Disability & Family Leave Plan - Administration -	0.00	6.00	0.00	0.00	6.00		0
70530.1630.00000.00000 Benefits - 401K Match - Administration	5,843.00	2,136.00	0.00	0.00	2,136.00		(63)
70530.1630.00000.11401 Benefits - 401K Match - Administration - Assisted	0.00	14.00	0.00	0.00	14.00		0
70530.1630.00000.11424 Benefits - 401K Match - Administration - Non-Direc	0.00	18.00	0.00	0.00	18.00		0
70530.1630.00000.12001 Benefits - 401K Match - Administration - Executive	0.00	23.00	0.00	0.00	23.00		0
70530.1630.00000.12003 Benefits - 401K Match - Administration - Accountin	0.00	430.00	0.00	0.00	430.00		0
70530.1630.00000.12006 Benefits - 401K Match - Administration - Bus Offic	0.00	15.00	0.00	0.00	15.00		0
70530.1630.00000.12008 Benefits - 401K Match - Administration - Controlle	0.00	500.00	0.00	0.00	500.00		0
70530.1630.00000.12009 Benefits - 401K Match - Administration - Concierge	0.00	316.00	0.00	0.00	316.00		0
70530.1630.00000.12011 Benefits - 401K Match - Administration - HR Repres	0.00	1,437.00	0.00	0.00	1,437.00		0
70530.1630.00000.12014 Benefits - 401K Match - Administration - Activitie	0.00	6.00	0.00	0.00	6.00		0
70530.1630.00000.12023 Benefits - 401K Match - Administration - Sales Ass	0.00	3.00	0.00	0.00	3.00		0
70530.1630.00000.13202 Benefits - 401K Match - Administration - Server -	0.00	45.00	0.00	0.00	45.00		0
70570.1630.00000.00000 Employee CPR Training - Administration	425.00	250.00	0.00	0.00	250.00		(41)
70610.1630.00000.00000 Benefits - Empl Assistanc Prgm - Administration	2,030.00	1,999.00	0.00	0.00	1,999.00		(2)
70650.1630.00000.00000 Benefits - Service Awards - Administration	10,969.00	10,297.00	0.00	0.00	10,297.00		(6)
70660.1630.00000.00000 Employee Shots and Tests - Administration	23,099.00	21,407.00	0.00	0.00	21,407.00		(7)
70690.1630.00000.00000 Benefits - PR Transfers - Administration	2.00	1,323.00	0.00	0.00	1,323.00		66050
70701.1630.00000.00000 ED LT Service Recognition - Administration	479.00	2,415.00	0.00	0.00	2,415.00		404
71000.1630.00000.00000 Fica Tax - Administration	38,829.00	15,501.00	0.00	0.00	15,501.00		(60)
71000.1630.00000.11401 Fica Tax - Administration - Assisted Living Coor -	0.00	32.00	0.00	0.00	32.00		0
71000.1630.00000.11424 Fica Tax - Administration - Non-Direct Care Float	0.00	177.00	0.00	0.00	177.00		0
71000.1630.00000.12001 Fica Tax - Administration - Executive Director - E	0.00	5,873.00	0.00	0.00	5,873.00		0
71000.1630.00000.12003 Fica Tax - Administration - Accounting Assistant -	0.00	2,239.00	0.00	0.00	2,239.00		0
71000.1630.00000.12006 Fica Tax - Administration - Bus Office Coord-WCLER	0.00	37.00	0.00	0.00	37.00		0
71000.1630.00000.12008 Fica Tax - Administration - Controller - ACCGEN	0.00	3,333.00	0.00	0.00	3,333.00		0
71000.1630.00000.12009 Fica Tax - Administration - Concierge/Receptionist	0.00	3,269.00	0.00	0.00	3,269.00		0
71000.1630.00000.12011 Fica Tax - Administration - HR Representative - HU	0.00	3,415.00	0.00	0.00	3,415.00		0
71000.1630.00000.12014 Fica Tax - Administration - Activities Assistant	0.00	41.00	0.00	0.00	41.00		0
71000.1630.00000.12023 Fica Tax - Administration - Sales Associate - MRKA	0.00	25.00	0.00	0.00	25.00		0
71000.1630.00000.12043 Fica Tax - Administration - Dedicated Recruiter	0.00	63.00	0.00	0.00	63.00		0

Sunrise - Edison
Year End: December 31, 2025
Medicare Trial balance Groupings

Prepared by	Reviewed by	Reviewed by	Reviewed by
CS122803 4/21/2026	TP119062 4/29/2026		

220E.000-23

Account	PY Ending Balance	CY Beginning Balance	Adj's	Reclass	CY Ending Balance	Annotation	%Chg
71000.1630.00000.13202 Fica Tax - Administration - Server - DRCM	0.00	324.00	0.00	0.00	324.00		0
71000.1630.00000.19000 Fica Tax - Administration - Salaries	0.00	44.00	0.00	0.00	44.00		0
71020.1630.00000.00000 Futa Tax - Administration	347.00	318.00	0.00	0.00	318.00		(8)
71020.1630.00000.12001 Futa Tax - Administration - Executive Director - E	0.00	28.00	0.00	0.00	28.00		0
71020.1630.00000.12009 Futa Tax - Administration - Concierge/Receptionist	0.00	71.00	0.00	0.00	71.00		0
71020.1630.00000.12023 Futa Tax - Administration - Sales Associate - MRKA	0.00	2.00	0.00	0.00	2.00		0
71020.1630.00000.13202 Futa Tax - Administration - Server - DRCM	0.00	4.00	0.00	0.00	4.00		0
71040.1630.00000.00000 Suta Tax - Administration	178.00	1,533.00	0.00	0.00	1,533.00		761
71040.1630.00000.12001 Suta Tax - Administration - Executive Director - E	0.00	453.00	0.00	0.00	453.00		0
71040.1630.00000.12003 Suta Tax - Administration - Accounting Assistant -	0.00	166.00	0.00	0.00	166.00		0
71040.1630.00000.12009 Suta Tax - Administration - Concierge/Receptionist	0.00	438.00	0.00	0.00	438.00		0
71040.1630.00000.12014 Suta Tax - Administration - Activities Assistant	0.00	8.00	0.00	0.00	8.00		0
71040.1630.00000.12023 Suta Tax - Administration - Sales Associate - MRKA	0.00	4.00	0.00	0.00	4.00		0
71040.1630.00000.13202 Suta Tax - Administration - Server - DRCM	0.00	52.00	0.00	0.00	52.00		0
71080.1630.00000.00000 Other Pay Tax-PR Transfers - Administration	4.00	478.00	0.00	0.00	478.00		11850
71100.1630.00000.00000 US Payroll Tax Accrual - Administration	97.00	(1,623.00)	0.00	0.00	(1,623.00)		(1773)
72020.1640.00000.00000 Fees - Facility License - Non Department	16,447.00	13,872.00	0.00	0.00	13,872.00		(16)
72180.1640.00000.00000 Surety Bond Fees - Non Department	351.00	324.00	0.00	0.00	324.00		(8)
72200.1640.00000.00000 Department Head Bonus - Non Department	14,131.00	411.00	0.00	0.00	411.00		(97)
73000.1640.00000.00000 Lease - Equipment - Non Department	7,577.00	7,257.00	0.00	0.00	7,257.00		(4)
74000.1640.60200.00000 Management Fee - Non Department - Base Fees	441,989.00	470,621.00	0.00	0.00	470,621.00		6
74000.1640.60212.00000 Management Fee - Non Department - ANOI Mgmt Fee	195,780.00	234,648.00	0.00	0.00	234,648.00		20
74001.1640.60211.00000 Management Fees - Contra - Non Department - Base F	(36,048.00)	(46,300.00)	0.00	0.00	(46,300.00)		28
76010.1640.00000.00000 Taxes - Healthcare Bed - Non Department	37,937.00	33,316.00	0.00	0.00	33,316.00		(12)
76060.1640.00000.00000 Taxes - Sales Net - Non Department	63.00	48.00	0.00	0.00	48.00		(24)
76150.1640.00000.00000 Sr Float Travel - Non Department	10,706.00	2,662.00	0.00	0.00	2,662.00		(75)
60404 Administrative And General - Other Costs	2,060,547.00	2,244,624.00	0.00	0.00	2,244,624.00		9
71040.1580.00000.NJ Suta Tax - Maintenance - NEW JERSEY	0.00	904.00	0.00	0.00	904.00		0
71040.1590.00000.NJ Suta Tax - Transportation - NEW JERSEY	0.00	210.00	0.00	0.00	210.00		0
50000.1575.44090.00000 Ancillary Expense - Ancillary - Maintenance	0.00	231.00	0.00	0.00	231.00		0
60250.1580.20001.00000 Maintenance Repairs & Services - Maintenance - Flo	0.00	2,336.00	0.00	0.00	2,336.00		0
60250.1580.20002.00000 Maintenance Repairs & Services - Maintenance - Int	2,826.00	10,220.00	0.00	0.00	10,220.00		262
60250.1580.21004.00000 Maintenance Repairs & Services - Maintenance - Roo	698.00	1,781.00	0.00	0.00	1,781.00		155
60250.1580.21008.00000 Maintenance Repairs & Services - Maintenance - Ele	14,157.00	14,292.00	0.00	0.00	14,292.00		1
60250.1580.21009.00000 Maintenance Repairs & Services - Maintenance - Ele	256.00	998.00	0.00	0.00	998.00		290
60250.1580.21014.00000 Maintenance Repairs & Services - Maintenance - Fir	12,881.00	4,068.00	0.00	0.00	4,068.00		(68)
60250.1580.21018.00000 Maintenance Repairs & Services - Maintenance - HVA	21,322.00	17,235.00	0.00	0.00	17,235.00		(19)
60250.1580.21019.00000 Maintenance Repairs & Services - Maintenance - Plu	26,311.00	41,227.00	0.00	0.00	41,227.00		57
60250.1580.21020.00000 Maintenance Repairs & Services - Maintenance - Key	8,277.00	9,093.00	0.00	0.00	9,093.00		10
60250.1580.21021.00000 Maintenance Repairs & Services - Maintenance - Kit	10,584.00	25,201.00	0.00	0.00	25,201.00		138
60250.1580.21025.00000 Maintenance Repairs & Services - Maintenance - Oth	27,343.00	14,090.00	0.00	0.00	14,090.00		(48)
60250.1580.21031.00000 Maintenance Repairs & Services - Maintenance - Res	1,569.00	981.00	0.00	0.00	981.00		(37)
60250.1580.22004.00000 Maintenance Repairs & Services - Maintenance - Lan	1,370.00	7,349.00	0.00	0.00	7,349.00		436
60250.1580.22005.00000 Maintenance Repairs & Services - Maintenance - Sid	0.00	3,465.00	0.00	0.00	3,465.00		0
60251.1300.00000.00000 Maintenance Supplies - Health Care	228.00	0.00	0.00	0.00	0.00		(100)
60251.1560.00000.00000 Maintenance Supplies - Housekeeping	1,838.00	1,784.00	0.00	0.00	1,784.00		(3)

Sunrise - Edison
Year End: December 31, 2025
Medicare Trial balance Groupings

Prepared by	Reviewed by	Reviewed by	Reviewed by
CS122803 4/21/2026	TP119062 4/29/2026		

220E.000-24

Account	PY Ending Balance	CY Beginning Balance	Adj's	Reclass	CY Ending Balance	Annotation	%Chg
60251.1580.00000.00000 Maintenance Supplies - Maintenance	30,698.00	47,938.00	0.00	0.00	47,938.00		56
60270.1580.24100.00000 Maintenance Suite Turnover - Maintenance - Turnove	7,458.00	5,401.00	0.00	0.00	5,401.00		(28)
60270.1580.24101.00000 Maintenance Suite Turnover - Maintenance - Turnove	0.00	1,173.00	0.00	0.00	1,173.00		0
60270.1580.24102.00000 Maintenance Suite Turnover - Maintenance - Turnove	25,593.00	36,073.00	0.00	0.00	36,073.00		41
60270.1630.24100.00000 Maintenance Suite Turnover - Administration - Turn	0.00	(1,250.00)	0.00	0.00	(1,250.00)		0
60300.1580.21009.00000 Maintenance Contracts - Maintenance - Elevator	6,611.00	6,968.00	0.00	0.00	6,968.00		5
60300.1580.21014.00000 Maintenance Contracts - Maintenance - Fire and Lif	12,014.00	14,111.00	0.00	0.00	14,111.00		17
60300.1580.21018.00000 Maintenance Contracts - Maintenance - HVAC	24,350.00	16,305.00	0.00	0.00	16,305.00		(33)
60300.1580.21025.00000 Maintenance Contracts - Maintenance - Other	37,136.00	38,712.00	0.00	0.00	38,712.00		4
60300.1580.22004.00000 Maintenance Contracts - Maintenance - Landscaping	26,957.00	28,744.00	0.00	0.00	28,744.00		7
60300.1580.22007.00000 Maintenance Contracts - Maintenance - Snow Removal	8,066.00	15,194.00	0.00	0.00	15,194.00		88
61900.1580.00000.00000 Utilities - Electric - Maintenance	188,925.00	254,299.00	0.00	0.00	254,299.00		35
61930.1580.00000.00000 Utilities - Water/Sewer - Maintenance	129,151.00	178,230.00	0.00	0.00	178,230.00		38
61950.1580.00000.00000 Utilities - Gas and Oil - Maintenance	20,996.00	21,949.00	0.00	0.00	21,949.00		5
63150.1580.00000.00000 Energy Management - Maintenance	2,157.00	2,198.00	0.00	0.00	2,198.00		2
64700.1580.00000.00000 Mileage Reimbursement - Maintenance	1,413.00	0.00	0.00	0.00	0.00		(100)
65200.1580.00000.00000 Non-Food Rebates - Maintenance	(1,404.00)	(242.00)	0.00	0.00	(242.00)		(83)
65600.1580.00000.00000 Travel - Maintenance	88.00	168.00	0.00	0.00	168.00		91
65700.1580.00000.00000 Uniforms - Maintenance	235.00	0.00	0.00	0.00	0.00		(100)
66850.1580.00000.00000 TM Appreciation Events - Maintenance	0.00	54.00	0.00	0.00	54.00		0
68350.1630.00000.00000 Cable TV - Administration	34,695.00	29,761.00	0.00	0.00	29,761.00		(14)
68775.1580.00000.00000 Building Management System - Maintenance	1,060.00	1,344.00	0.00	0.00	1,344.00		27
69450.1300.00000.00000 Vehicle Expense - Health Care	139.00	0.00	0.00	0.00	0.00		(100)
69450.1580.00000.00000 Vehicle Expense - Maintenance	0.00	121.00	0.00	0.00	121.00		0
69450.1590.00000.00000 Vehicle Expense - Transportation	4,472.00	14,120.00	0.00	0.00	14,120.00		216
69450.1600.00000.00000 Vehicle Expense - Security	0.00	126.00	0.00	0.00	126.00		0
69690.1580.00000.00000 Programing Supplies - Maintenance	12.00	154.00	0.00	0.00	154.00		1183
70025.1580.00000.12016 Benefits - Life Insurance - Maintenance - Maintena	0.00	4.00	0.00	0.00	4.00		0
70025.1580.00000.12017 Benefits - Life Insurance - Maintenance - Maintena	0.00	4.00	0.00	0.00	4.00		0
70025.1590.00000.12018 Benefits - Life Insurance - Transportation - Drive	0.00	1.00	0.00	0.00	1.00		0
70530.1580.00000.00000 Benefits - 401K Match - Maintenance	3,510.00	2,166.00	0.00	0.00	2,166.00		(38)
70530.1580.00000.12016 Benefits - 401K Match - Maintenance - Maintenance	0.00	1,749.00	0.00	0.00	1,749.00		0
70530.1580.00000.12017 Benefits - 401K Match - Maintenance - Maintenance	0.00	253.00	0.00	0.00	253.00		0
70530.1590.00000.00000 Benefits - 401K Match - Transportation	340.00	154.00	0.00	0.00	154.00		(55)
70530.1590.00000.12018 Benefits - 401K Match - Transportation - Driver -	0.00	11.00	0.00	0.00	11.00		0
70530.1600.00000.11402 Benefits - 401K Match - Security - Care Manager -	0.00	3.00	0.00	0.00	3.00		0
70690.1580.00000.00000 Benefits - PR Transfers - Maintenance	69.00	0.00	0.00	0.00	0.00		(100)
71000.1580.00000.00000 Fica Tax - Maintenance	12,981.00	6,222.00	0.00	0.00	6,222.00		(52)
71000.1580.00000.12016 Fica Tax - Maintenance - Maintenance Coordinator -	0.00	4,697.00	0.00	0.00	4,697.00		0
71000.1580.00000.12017 Fica Tax - Maintenance - Maintenance Assistant - M	0.00	2,271.00	0.00	0.00	2,271.00		0
71000.1580.00000.13205 Fica Tax - Maintenance - Dishwasher - DSHWSH	0.00	42.00	0.00	0.00	42.00		0
71000.1580.00000.15000 Fica Tax - Maintenance - Housekeeper - HSKPNG	0.00	152.00	0.00	0.00	152.00		0
71000.1590.00000.00000 Fica Tax - Transportation	1,544.00	974.00	0.00	0.00	974.00		(37)
71000.1590.00000.12018 Fica Tax - Transportation - Driver - DRIVER	0.00	443.00	0.00	0.00	443.00		0
71000.1600.00000.11402 Fica Tax - Security - Care Manager - CM	0.00	7.00	0.00	0.00	7.00		0
71020.1580.00000.00000 Futa Tax - Maintenance	134.00	85.00	0.00	0.00	85.00		(37)
71020.1580.00000.12017 Futa Tax - Maintenance - Maintenance Assistant - M	0.00	19.00	0.00	0.00	19.00		0

Sunrise - Edison
Year End: December 31, 2025
Medicare Trial balance Groupings

Prepared by	Reviewed by	Reviewed by	Reviewed by
CS122803 4/21/2026	TP119062 4/29/2026		

220E.000-25

Account	PY Ending Balance	CY Beginning Balance	Adj's	Reclass	CY Ending Balance	Annotation	%Chg
71020.1580.00000.15000 Futa Tax - Maintenance - Housekeeper - HSKPNG	0.00	12.00	0.00	0.00	12.00		0
71020.1590.00000.00000 Futa Tax - Transportation	42.00	42.00	0.00	0.00	42.00		0
71020.1590.00000.12018 Futa Tax - Transportation - Driver - DRIVER	0.00	29.00	0.00	0.00	29.00		0
71020.1600.00000.11402 Futa Tax - Security - Care Manager - CM	0.00	1.00	0.00	0.00	1.00		0
71040.1580.00000.00000 Suta Tax - Maintenance - NEW JERSEY	1,589.00	0.00	0.00	0.00	0.00		(100)
71040.1580.00000.12017 Suta Tax - Maintenance - Maintenance Assistant - M	0.00	290.00	0.00	0.00	290.00		0
71040.1580.00000.13205 Suta Tax - Maintenance - Dishwasher - DSHWSH	0.00	7.00	0.00	0.00	7.00		0
71040.1580.00000.15000 Suta Tax - Maintenance - Housekeeper - HSKPNG	0.00	24.00	0.00	0.00	24.00		0
71040.1590.00000.00000 Suta Tax - Transportation - NEW JERSEY	505.00	0.00	0.00	0.00	0.00		(100)
71040.1590.00000.12018 Suta Tax - Transportation - Driver - DRIVER	0.00	82.00	0.00	0.00	82.00		0
71040.1600.00000.11402 Suta Tax - Security - Care Manager - CM	0.00	1.00	0.00	0.00	1.00		0
71080.1580.00000.00000 Other Pay Tax-PR Transfers - Maintenance	116.00	0.00	0.00	0.00	0.00		(100)
71100.1580.00000.00000 US Payroll Tax Accrual - Maintenance	(4.00)	(559.00)	0.00	0.00	(559.00)		13875
71100.1590.00000.00000 US Payroll Tax Accrual - Transportation	7.00	(104.00)	0.00	0.00	(104.00)		(1586)
60504 Plant Op, Maint. & Repairs - Other Costs	711,315.00	886,198.00	0.00	0.00	886,198.00		25
68650.1560.21005.00000 Housekeeping - Contracts - Housekeeping - Carpet M	2,765.00	12,902.00	0.00	0.00	12,902.00		367
68650.1560.21007.00000 Housekeeping - Contracts - Housekeeping - Duct Cle	5,971.00	5,618.00	0.00	0.00	5,618.00		(6)
68650.1560.21025.00000 Housekeeping - Contracts - Housekeeping - Other	320.00	560.00	0.00	0.00	560.00		75
68650.1560.21035.00000 Housekeeping - Contracts - Housekeeping - Pest Con	9,460.00	8,796.00	0.00	0.00	8,796.00		(7)
68650.1560.21038.00000 Housekeeping - Contracts - Housekeeping - Waste Re	49,560.00	27,180.00	0.00	0.00	27,180.00		(45)
60702 Housekeeping - Contract Labor	68,076.00	55,056.00	0.00	0.00	55,056.00		(19)
71040.1560.00000.NJ Suta Tax - Housekeeping - NEW JERSEY	0.00	1,948.00	0.00	0.00	1,948.00		0
61921.1560.00000.00000 Waste Removal - Housekeeping	0.00	3,822.00	0.00	0.00	3,822.00		0
61921.1580.00000.00000 Waste Removal - Maintenance	0.00	24,522.00	0.00	0.00	24,522.00		0
64850.1560.00000.00000 Admin and Office Supplies - Housekeeping	0.00	239.00	0.00	0.00	239.00		0
65200.1560.00000.00000 Non-Food Rebates - Housekeeping	(2,911.00)	(1,379.00)	0.00	0.00	(1,379.00)		(53)
65501.1560.00000.00000 Housekeeping/Laundry Supplies - Housekeeping	96,865.00	81,180.00	0.00	0.00	81,180.00		(16)
66251.1560.00000.00000 Housekeeping Linens - Housekeeping	6,501.00	7,578.00	0.00	0.00	7,578.00		17
70025.1560.00000.15000 Benefits - Life Insurance - Housekeeping - Houseke	0.00	22.00	0.00	0.00	22.00		0
70025.1560.00000.15001 Benefits - Life Insurance - Housekeeping - Laundry	0.00	4.00	0.00	0.00	4.00		0
70530.1560.00000.00000 Benefits - 401K Match - Housekeeping	3,041.00	1,925.00	0.00	0.00	1,925.00		(37)
70530.1560.00000.15000 Benefits - 401K Match - Housekeeping - Housekeeper	0.00	1,136.00	0.00	0.00	1,136.00		0
70530.1560.00000.15001 Benefits - 401K Match - Housekeeping - Laundry - L	0.00	709.00	0.00	0.00	709.00		0
71000.1560.00000.00000 Fica Tax - Housekeeping	22,218.00	10,863.00	0.00	0.00	10,863.00		(51)
71000.1560.00000.15000 Fica Tax - Housekeeping - Housekeeper - HSKPNG	0.00	8,850.00	0.00	0.00	8,850.00		0
71000.1560.00000.15001 Fica Tax - Housekeeping - Laundry - LANDRY	0.00	1,926.00	0.00	0.00	1,926.00		0
71020.1560.00000.00000 Futa Tax - Housekeeping	368.00	339.00	0.00	0.00	339.00		(8)
71020.1560.00000.15000 Futa Tax - Housekeeping - Housekeeper - HSKPNG	0.00	12.00	0.00	0.00	12.00		0
71040.1560.00000.00000 Suta Tax - Housekeeping - NEW JERSEY	4,794.00	0.00	0.00	0.00	0.00		(100)
71040.1560.00000.15000 Suta Tax - Housekeeping - Housekeeper - HSKPNG	0.00	1,457.00	0.00	0.00	1,457.00		0
71040.1560.00000.15001 Suta Tax - Housekeeping - Laundry - LANDRY	0.00	253.00	0.00	0.00	253.00		0
71100.1560.00000.00000 US Payroll Tax Accrual - Housekeeping	155.00	(937.00)	0.00	0.00	(937.00)		(705)
60704 Housekeeping - Other Costs	131,031.00	144,469.00	0.00	0.00	144,469.00		10
60400.1530.00000.00000 Food Service Contract - Dietary Services	58.00	0.00	0.00	0.00	0.00		(100)

Sunrise - Edison
Year End: December 31, 2025
Medicare Trial balance Groupings

Prepared by	Reviewed by	Reviewed by	Reviewed by
CS122803 4/21/2026	TP119062 4/29/2026		

220E.000-26

Account	PY Ending Balance	CY Beginning Balance	Adj's	Reclass	CY Ending Balance	Annotation	%Chg
60802 Dietary - Contract Labor	58.00	0.00	0.00	0.00	0.00		(100)
71040.1530.00000.NJ Suta Tax - Dietary Services - NEW JERSEY	0.00	4,542.00	0.00	0.00	4,542.00		0
60350.1530.00000.00000 Resident Food Cost - Dietary Services	340,953.00	358,613.00	0.00	0.00	358,613.00		5
60350.1540.00000.00000 Resident Food Cost - Activities	923.00	861.00	0.00	0.00	861.00		(7)
60350.1615.00000.00000 Resident Food Cost - Sales	1,028.00	(971.00)	0.00	0.00	(971.00)		(194)
60350.1630.00000.00000 Resident Food Cost - Administration	349.00	219.00	0.00	0.00	219.00		(37)
60351.1530.00000.00000 Food Rebate Credit - Dietary Services	(17,530.00)	(17,562.00)	0.00	0.00	(17,562.00)		0
63050.1530.11000.00000 Special Events - Dietary Services - Family Night E	0.00	48.00	0.00	0.00	48.00		0
63100.1530.00000.00000 Subscriptions - Dietary Services	64.00	160.00	0.00	0.00	160.00		150
63300.1530.00000.00000 Administrative Expenses - Dietary Services	16.00	16.00	0.00	0.00	16.00		0
64850.1530.00000.00000 Admin and Office Supplies - Dietary Services	634.00	(110.00)	0.00	0.00	(110.00)		(117)
65150.1530.00000.00000 Professional Fees and Services - Dietary Services	37.00	0.00	0.00	0.00	0.00		(100)
65503.1530.00000.00000 Dietary Supplies - Dietary Services	40,267.00	53,178.00	0.00	0.00	53,178.00		32
65600.1530.00000.00000 Travel - Dietary Services	1,690.00	0.00	0.00	0.00	0.00		(100)
65700.1530.00000.00000 Uniforms - Dietary Services	143.00	513.00	0.00	0.00	513.00		259
65800.1530.00000.00000 Liquor Costs - Dietary Services	5,701.00	4,413.00	0.00	0.00	4,413.00		(23)
65810.1530.00000.00000 Emergency Water Cost - Dietary Services	7,315.00	6,042.00	0.00	0.00	6,042.00		(17)
65900.1530.00000.00000 China - Dietary Services	1,484.00	1,478.00	0.00	0.00	1,478.00		0
65910.1530.00000.00000 Smallwares and Replacements - Dietary Services	3,448.00	4,869.00	0.00	0.00	4,869.00		41
65910.1540.00000.00000 Smallwares and Replacements - Activities	21.00	0.00	0.00	0.00	0.00		(100)
65910.1630.00000.00000 Smallwares and Replacements - Administration	(279.00)	0.00	0.00	0.00	0.00		(100)
66150.1530.00000.00000 Thickened Beverages - Dietary Services	8,011.00	8,712.00	0.00	0.00	8,712.00		9
66252.1530.00000.00000 Dietary Linen - Dietary Services	156.00	1,946.00	0.00	0.00	1,946.00		1147
66500.1530.00000.00000 Ticket Meals - Dietary Services	703.00	861.00	0.00	0.00	861.00		22
66560.1530.00000.00000 Dietician Services - Dietary Services	50,709.00	55,986.00	0.00	0.00	55,986.00		10
66750.1530.00000.00000 Education and Conventions - Dietary Services	32.00	16.00	0.00	0.00	16.00		(50)
66850.1530.00000.00000 TM Appreciation Events - Dietary Services	26.00	189.00	0.00	0.00	189.00		627
67200.1530.00000.13204 Team Member Referrals - Dietary Services - Cooks -	0.00	250.00	0.00	0.00	250.00		0
68765.1630.00000.00000 Dining Software Technology - Administration	3,582.00	4,010.00	0.00	0.00	4,010.00		12
69690.1530.00000.00000 Programing Supplies - Dietary Services	583.00	(334.00)	0.00	0.00	(334.00)		(157)
70025.1530.00000.12009 Benefits - Life Insurance - Dietary Services - Con	0.00	1.00	0.00	0.00	1.00		0
70025.1530.00000.13202 Benefits - Life Insurance - Dietary Services - Ser	0.00	11.00	0.00	0.00	11.00		0
70025.1530.00000.13204 Benefits - Life Insurance - Dietary Services - Coo	0.00	11.00	0.00	0.00	11.00		0
70025.1530.00000.13205 Benefits - Life Insurance - Dietary Services - Dis	0.00	4.00	0.00	0.00	4.00		0
70025.1530.00000.13207 Benefits - Life Insurance - Dietary Services - Die	0.00	8.00	0.00	0.00	8.00		0
70025.1530.00000.13208 Benefits - Life Insurance - Dietary Services - Din	0.00	4.00	0.00	0.00	4.00		0
70530.1530.00000.00000 Benefits - 401K Match - Dietary Services	6,709.00	4,455.00	0.00	0.00	4,455.00		(34)
70530.1530.00000.12009 Benefits - 401K Match - Dietary Services - Concier	0.00	38.00	0.00	0.00	38.00		0
70530.1530.00000.13202 Benefits - 401K Match - Dietary Services - Server	0.00	885.00	0.00	0.00	885.00		0
70530.1530.00000.13204 Benefits - 401K Match - Dietary Services - Cooks -	0.00	548.00	0.00	0.00	548.00		0
70530.1530.00000.13205 Benefits - 401K Match - Dietary Services - Dishwas	0.00	270.00	0.00	0.00	270.00		0
70530.1530.00000.13207 Benefits - 401K Match - Dietary Services - Dietary	0.00	1,017.00	0.00	0.00	1,017.00		0
70530.1530.00000.13208 Benefits - 401K Match - Dietary Services - Dining	0.00	1,091.00	0.00	0.00	1,091.00		0
70690.1530.00000.00000 Benefits - PR Transfers - Dietary Services	331.00	0.00	0.00	0.00	0.00		(100)
71000.1530.00000.00000 Fica Tax - Dietary Services	46,451.00	25,011.00	0.00	0.00	25,011.00		(46)
71000.1530.00000.12009 Fica Tax - Dietary Services - Concierge/Receptioni	0.00	304.00	0.00	0.00	304.00		0

Sunrise - Edison
Year End: December 31, 2025
Medicare Trial balance Groupings

Prepared by	Reviewed by	Reviewed by	Reviewed by
CS122803 4/21/2026	TP119062 4/29/2026		

220E.000-27

Account	PY Ending Balance	CY Beginning Balance	Adj's	Reclass	CY Ending Balance	Annotation	%Chg
71000.1530.00000.13202 Fica Tax - Dietary Services - Server - DRCM	0.00	8,412.00	0.00	0.00	8,412.00		0
71000.1530.00000.13204 Fica Tax - Dietary Services - Cooks - COOKS	0.00	6,623.00	0.00	0.00	6,623.00		0
71000.1530.00000.13205 Fica Tax - Dietary Services - Dishwasher - DSHWSH	0.00	3,852.00	0.00	0.00	3,852.00		0
71000.1530.00000.13207 Fica Tax - Dietary Services - Dietary Aide - DESRV	0.00	4,429.00	0.00	0.00	4,429.00		0
71000.1530.00000.13208 Fica Tax - Dietary Services - Dining Service Direc	0.00	3,232.00	0.00	0.00	3,232.00		0
71020.1530.00000.00000 Futa Tax - Dietary Services	832.00	807.00	0.00	0.00	807.00		(3)
71020.1530.00000.13202 Futa Tax - Dietary Services - Server - DRCM	0.00	117.00	0.00	0.00	117.00		0
71020.1530.00000.13204 Futa Tax - Dietary Services - Cooks - COOKS	0.00	4.00	0.00	0.00	4.00		0
71020.1530.00000.13205 Futa Tax - Dietary Services - Dishwasher - DSHWSH	0.00	27.00	0.00	0.00	27.00		0
71020.1530.00000.13207 Futa Tax - Dietary Services - Dietary Aide - DESRV	0.00	40.00	0.00	0.00	40.00		0
71040.1530.00000.00000 Suta Tax - Dietary Services - NEW JERSEY	8,985.00	0.00	0.00	0.00	0.00		(100)
71040.1530.00000.12009 Suta Tax - Dietary Services - Concierge/Receptioni	0.00	27.00	0.00	0.00	27.00		0
71040.1530.00000.13202 Suta Tax - Dietary Services - Server - DRCM	0.00	1,172.00	0.00	0.00	1,172.00		0
71040.1530.00000.13204 Suta Tax - Dietary Services - Cooks - COOKS	0.00	480.00	0.00	0.00	480.00		0
71040.1530.00000.13205 Suta Tax - Dietary Services - Dishwasher - DSHWSH	0.00	623.00	0.00	0.00	623.00		0
71040.1530.00000.13207 Suta Tax - Dietary Services - Dietary Aide - DESRV	0.00	620.00	0.00	0.00	620.00		0
71040.1530.00000.13208 Suta Tax - Dietary Services - Dining Service Direc	0.00	23.00	0.00	0.00	23.00		0
71080.1530.00000.00000 Other Pay Tax-PR Transfers - Dietary Services	641.00	0.00	0.00	0.00	0.00		(100)
71100.1530.00000.00000 US Payroll Tax Accrual - Dietary Services	437.00	(1,990.00)	0.00	0.00	(1,990.00)		(555)
60804 Dietary - Other Costs	514,452.00	550,101.00	0.00	0.00	550,101.00		7
50000.1575.43105.00000 Ancillary Expense - Ancillary - Pharmacy OTC	922.00	1,201.00	0.00	0.00	1,201.00		30
61004 Central Services And Supply - Other Costs	922.00	1,201.00	0.00	0.00	1,201.00		30
71040.1540.00000.NJ Suta Tax - Activities - NEW JERSEY	0.00	1,244.00	0.00	0.00	1,244.00		0
62500.1540.11050.00000 Entertainers and Instructors - Activities - Lectur	2,273.00	7,685.00	0.00	0.00	7,685.00		238
62500.1540.11053.00000 Entertainers and Instructors - Activities - Music	4,275.00	4,567.00	0.00	0.00	4,567.00		7
62850.1540.00000.00000 Pet Care - Activities	1,759.00	2,291.00	0.00	0.00	2,291.00		30
62850.1630.00000.00000 Pet Care - Administration	40.00	17.00	0.00	0.00	17.00		(57)
62950.1540.00000.00000 Resident Gifts - INA - Activities	469.00	0.00	0.00	0.00	0.00		(100)
63050.1540.11000.00000 Special Events - Activities - Family Night Expense	300.00	954.00	0.00	0.00	954.00		218
63050.1540.11001.00000 Special Events - Activities - TM Outings	390.00	1,450.00	0.00	0.00	1,450.00		272
63050.1540.11002.00000 Special Events - Activities - Other Special Events	4,061.00	4,729.00	0.00	0.00	4,729.00		16
63100.1540.00000.00000 Subscriptions - Activities	4,603.00	6,098.00	0.00	0.00	6,098.00		32
63512.1540.00000.00000 CAS-Programming Services - Activities	1,903.00	2,279.00	0.00	0.00	2,279.00		20
64700.1540.00000.00000 Mileage Reimbursement - Activities	0.00	39.00	0.00	0.00	39.00		0
64750.1540.00000.00000 Misc Expense - Activities	0.00	(400.00)	0.00	0.00	(400.00)		0
64850.1540.00000.00000 Admin and Office Supplies - Activities	189.00	0.00	0.00	0.00	0.00		(100)
65000.1540.00000.00000 Postage - Activities	0.00	341.00	0.00	0.00	341.00		0
65455.1540.00000.00000 Music and Movie Licenses - Activities	0.00	2,609.00	0.00	0.00	2,609.00		0
65525.1540.43080.00000 Care Supplies - Activities - Nursing Supplies	96.00	0.00	0.00	0.00	0.00		(100)
65600.1540.00000.00000 Travel - Activities	588.00	0.00	0.00	0.00	0.00		(100)
65800.1540.00000.00000 Liquor Costs - Activities	0.00	417.00	0.00	0.00	417.00		0
69450.1540.00000.00000 Vehicle Expense - Activities	1,539.00	553.00	0.00	0.00	553.00		(64)
69600.1540.00000.00000 Activity Calendar - Activities	4,188.00	5,647.00	0.00	0.00	5,647.00		35
69600.1630.00000.00000 Activity Calendar - Administration	674.00	0.00	0.00	0.00	0.00		(100)
69651.1540.00000.00000 Move In Kits - Activities	0.00	5.00	0.00	0.00	5.00		0

Sunrise - Edison
Year End: December 31, 2025
Medicare Trial balance Groupings

Prepared by	Reviewed by	Reviewed by	Reviewed by
CS122803 4/21/2026	TP119062 4/29/2026		

220E.000-28

Account	PY Ending Balance	CY Beginning Balance	Adj's	Reclass	CY Ending Balance	Annotation	%Chg
69690.1540.00000.00000 Programing Supplies - Activities	9,469.00	17,265.00	0.00	0.00	17,265.00		82
70025.1540.00000.12013 Benefits - Life Insurance - Activities - Activitie	0.00	4.00	0.00	0.00	4.00		0
70025.1540.00000.12014 Benefits - Life Insurance - Activities - Activitie	0.00	11.00	0.00	0.00	11.00		0
70530.1540.00000.00000 Benefits - 401K Match - Activities	531.00	766.00	0.00	0.00	766.00		44
70530.1540.00000.12013 Benefits - 401K Match - Activities&Vo	0.00	389.00	0.00	0.00	389.00		0
70530.1540.00000.12014 Benefits - 401K Match - Activities - Activities As	0.00	335.00	0.00	0.00	335.00		0
70690.1540.00000.00000 Benefits - PR Transfers - Activities	610.00	0.00	0.00	0.00	0.00		(100)
71000.1540.00000.00000 Fica Tax - Activities	12,452.00	7,642.00	0.00	0.00	7,642.00		(39)
71000.1540.00000.12013 Fica Tax - Activities&Volunteer Coord	0.00	2,922.00	0.00	0.00	2,922.00		0
71000.1540.00000.12014 Fica Tax - Activities - Activities Assistant - AC	0.00	4,367.00	0.00	0.00	4,367.00		0
71020.1540.00000.00000 Futa Tax - Activities	225.00	210.00	0.00	0.00	210.00		(7)
71040.1540.00000.00000 Suta Tax - Activities - NEW JERSEY	2,679.00	0.00	0.00	0.00	0.00		(100)
71040.1540.00000.12013 Suta Tax - Activities&Volunteer Coord	0.00	50.00	0.00	0.00	50.00		0
71040.1540.00000.12014 Suta Tax - Activities - Activities Assistant - AC	0.00	720.00	0.00	0.00	720.00		0
71080.1540.00000.00000 Other Pay Tax-PR Transfers - Activities	535.00	0.00	0.00	0.00	0.00		(100)
71100.1540.00000.00000 US Payroll Tax Accrual - Activities	32.00	(528.00)	0.00	0.00	(528.00)		(1750)
61304 Medical Social Services - Other Costs	53,880.00	74,678.00	0.00	0.00	74,678.00		39
64450.1300.00000.00000 Med Director - Health Care	28,800.00	19,200.00	0.00	0.00	19,200.00		(33)
64450.1630.00000.00000 Med Director - Administration	0.00	9,600.00	0.00	0.00	9,600.00		0
61502 QA & Performance Improvement Program - Contract La	28,800.00	28,800.00	0.00	0.00	28,800.00		0
71040.1300.00000.NJ Suta Tax - Health Care - NEW JERSEY	0.00	12,734.00	0.00	0.00	12,734.00		0
71040.1300.00000.VA Suta Tax - Health Care - VIRGINIA	0.00	5.00	0.00	0.00	5.00		0
50000.1575.43080.00000 Ancillary Expense - Ancillary - Nursing Supplies	17,985.00	30,796.00	0.00	0.00	30,796.00		71
50000.1575.43130.00000 Ancillary Expense - Ancillary - Wound Care	20,887.00	21,823.00	0.00	0.00	21,823.00		4
50000.1575.43150.00000 Ancillary Expense - Ancillary - Health Services -	2.00	0.00	0.00	0.00	0.00		(100)
50000.1575.43160.00000 Ancillary Expense - Ancillary - Incontinence Suppl	20,076.00	21,919.00	0.00	0.00	21,919.00		9
50000.1575.44200.00000 Ancillary Expense - Ancillary - Resident Activitie	90.00	395.00	0.00	0.00	395.00		339
50000.1575.44210.00000 Ancillary Expense - Ancillary - DSSI Resident Spec	0.00	1.00	0.00	0.00	1.00		0
64750.1300.00000.00000 Misc Expense - Health Care	(228.00)	(115.00)	0.00	0.00	(115.00)		(50)
65525.1300.43060.00000 Care Supplies - Health Care - Medical Supplies	128.00	1,132.00	0.00	0.00	1,132.00		784
65525.1300.43080.00000 Care Supplies - Health Care - Nursing Supplies	6,982.00	4,177.00	0.00	0.00	4,177.00		(40)
65600.1300.00000.00000 Travel - Health Care	245.00	573.00	0.00	0.00	573.00		134
65700.1300.00000.00000 Uniforms - Health Care	630.00	987.00	0.00	0.00	987.00		57
66750.1300.00000.00000 Education and Conventions - Health Care	1,288.00	639.00	0.00	0.00	639.00		(50)
66850.1300.00000.00000 TM Appreciation Events - Health Care	256.00	1,832.00	0.00	0.00	1,832.00		616
67000.1300.00000.00000 Membership Fees and Dues - Health Care	295.00	980.00	0.00	0.00	980.00		232
67200.1300.00000.00000 Team Member Referrals - Health Care	100.00	0.00	0.00	0.00	0.00		(100)
67450.1300.00000.00000 Training Materials - Health Care	0.00	115.00	0.00	0.00	115.00		0
67460.1300.00000.00000 Meals-Meetings - Health Care	0.00	92.00	0.00	0.00	92.00		0
69690.1300.00000.00000 Programing Supplies - Health Care	64.00	(145.00)	0.00	0.00	(145.00)		(327)
70025.1300.00000.00000 Benefits - Life Insurance - Health Care	0.00	2.00	0.00	0.00	2.00		0
70025.1300.00000.11300 Benefits - Life Insurance - Health Care - LPN Lvn	0.00	13.00	0.00	0.00	13.00		0
70025.1300.00000.11301 Benefits - Life Insurance - Health Care - Nurse/NU	0.00	5.00	0.00	0.00	5.00		0
70025.1300.00000.11403 Benefits - Life Insurance - Health Care - Resident	0.00	1.00	0.00	0.00	1.00		0
70025.1300.00000.11407 Benefits - Life Insurance - Health Care - SN Conci	0.00	3.00	0.00	0.00	3.00		0

Sunrise - Edison
Year End: December 31, 2025
Medicare Trial balance Groupings

Prepared by	Reviewed by	Reviewed by	Reviewed by
CS122803 4/21/2026	TP119062 4/29/2026		

220E.000-29

Account	PY Ending Balance	CY Beginning Balance	Adj's	Reclass	CY Ending Balance	Annotation	%Chg
70025.1300.00000.11413 Benefits - Life Insurance - Health Care - Dir of N	0.00	7.00	0.00	0.00	7.00		0
70025.1300.00000.11414 Benefits - Life Insurance - Health Care - Social S	0.00	4.00	0.00	0.00	4.00		0
70025.1300.00000.11416 Benefits - Life Insurance - Health Care - Certifie	0.00	29.00	0.00	0.00	29.00		0
70025.1300.00000.11418 Benefits - Life Insurance - Health Care - Health I	0.00	4.00	0.00	0.00	4.00		0
70025.1300.00000.19000 Benefits - Life Insurance - Health Care - Salaries	0.00	3.00	0.00	0.00	3.00		0
70520.1300.00000.00000 Disability & Family Leave Plan - Health Care	0.00	2.00	0.00	0.00	2.00		0
70520.1300.00000.11424 Disability & Family Leave Plan - Health Care - Non	0.00	1.00	0.00	0.00	1.00		0
70530.1300.00000.00000 Benefits - 401K Match - Health Care	19,931.00	15,293.00	0.00	0.00	15,293.00		(23)
70530.1300.00000.11300 Benefits - 401K Match - Health Care - LPN Lvn - LP	0.00	2,487.00	0.00	0.00	2,487.00		0
70530.1300.00000.11301 Benefits - 401K Match - Health Care - Nurse/NURSE	0.00	770.00	0.00	0.00	770.00		0
70530.1300.00000.11403 Benefits - 401K Match - Health Care - Resident Ass	0.00	324.00	0.00	0.00	324.00		0
70530.1300.00000.11407 Benefits - 401K Match - Health Care - SN Concierge	0.00	1,015.00	0.00	0.00	1,015.00		0
70530.1300.00000.11413 Benefits - 401K Match - Health Care - Dir of Nursi	0.00	1,286.00	0.00	0.00	1,286.00		0
70530.1300.00000.11414 Benefits - 401K Match - Health Care - Social Servi	0.00	1,716.00	0.00	0.00	1,716.00		0
70530.1300.00000.11416 Benefits - 401K Match - Health Care - Certified Nu	0.00	5,029.00	0.00	0.00	5,029.00		0
70530.1300.00000.11424 Benefits - 401K Match - Health Care - Non-Direct C	0.00	8.00	0.00	0.00	8.00		0
70530.1300.00000.13202 Benefits - 401K Match - Health Care - Server - DRC	0.00	4.00	0.00	0.00	4.00		0
70530.1300.00000.19000 Benefits - 401K Match - Health Care - Salaries	0.00	87.00	0.00	0.00	87.00		0
70570.1300.00000.00000 Employee CPR Training - Health Care	0.00	850.00	0.00	0.00	850.00		0
70590.1300.00000.00000 Employee Crim and Driv Hist - Health Care	888.00	0.00	0.00	0.00	0.00		(100)
70690.1300.00000.00000 Benefits - PR Transfers - Health Care	35.00	1,028.00	0.00	0.00	1,028.00		2837
71000.1300.00000.00000 Fica Tax - Health Care	150,862.00	78,079.00	0.00	0.00	78,079.00		(48)
71000.1300.00000.11300 Fica Tax - Health Care - LPN Lvn - LPNLVN	0.00	18,040.00	0.00	0.00	18,040.00		0
71000.1300.00000.11301 Fica Tax - Health Care - Nurse/NURSE	0.00	9,896.00	0.00	0.00	9,896.00		0
71000.1300.00000.11402 Fica Tax - Health Care - Care Manager - CM	0.00	13.00	0.00	0.00	13.00		0
71000.1300.00000.11403 Fica Tax - Health Care - Resident Assessment Coord	0.00	3,665.00	0.00	0.00	3,665.00		0
71000.1300.00000.11407 Fica Tax - Health Care - SN Concierge - HCCAA	0.00	3,630.00	0.00	0.00	3,630.00		0
71000.1300.00000.11413 Fica Tax - Health Care - Dir of Nursing Services H	0.00	9,605.00	0.00	0.00	9,605.00		0
71000.1300.00000.11414 Fica Tax - Health Care - Social Services Coord - S	0.00	4,782.00	0.00	0.00	4,782.00		0
71000.1300.00000.11416 Fica Tax - Health Care - Certified Nursing Asst/Mg	0.00	25,595.00	0.00	0.00	25,595.00		0
71000.1300.00000.11418 Fica Tax - Health Care - Health Information Coordi	0.00	3,761.00	0.00	0.00	3,761.00		0
71000.1300.00000.11419 Fica Tax - Health Care - Lead/Night Supervisor	0.00	52.00	0.00	0.00	52.00		0
71000.1300.00000.11424 Fica Tax - Health Care - Non-Direct Care Float	0.00	20.00	0.00	0.00	20.00		0
71000.1300.00000.13202 Fica Tax - Health Care - Server - DRCM	0.00	31.00	0.00	0.00	31.00		0
71000.1300.00000.19000 Fica Tax - Health Care - Salaries	0.00	1,065.00	0.00	0.00	1,065.00		0
71020.1300.00000.00000 Futa Tax - Health Care	2,266.00	1,821.00	0.00	0.00	1,821.00		(20)
71020.1300.00000.11300 Futa Tax - Health Care - LPN Lvn - LPNLVN	0.00	20.00	0.00	0.00	20.00		0
71020.1300.00000.11301 Futa Tax - Health Care - Nurse/NURSE	0.00	134.00	0.00	0.00	134.00		0
71020.1300.00000.11403 Futa Tax - Health Care - Resident Assessment Coord	0.00	62.00	0.00	0.00	62.00		0
71020.1300.00000.11407 Futa Tax - Health Care - SN Concierge - HCCAA	0.00	61.00	0.00	0.00	61.00		0
71020.1300.00000.11413 Futa Tax - Health Care - Dir of Nursing Services H	0.00	42.00	0.00	0.00	42.00		0
71020.1300.00000.11414 Futa Tax - Health Care - Social Services Coord - S	0.00	15.00	0.00	0.00	15.00		0
71020.1300.00000.11416 Futa Tax - Health Care - Certified Nursing Asst/Mg	0.00	117.00	0.00	0.00	117.00		0
71020.1300.00000.13202 Futa Tax - Health Care - Server - DRCM	0.00	2.00	0.00	0.00	2.00		0
71040.1300.00000.00000 Suta Tax - Health Care - NEW JERSEY	23,307.00	0.00	0.00	0.00	0.00		(100)
71040.1300.00000.11300 Suta Tax - Health Care - LPN Lvn - LPNLVN	0.00	1,319.00	0.00	0.00	1,319.00		0
71040.1300.00000.11301 Suta Tax - Health Care - Nurse/NURSE	0.00	1,090.00	0.00	0.00	1,090.00		0

Sunrise - Edison
 Year End: December 31, 2025
 Medicare Trial balance Groupings

Prepared by	Reviewed by	Reviewed by	Reviewed by
CS122803 4/21/2026	TP119062 4/29/2026		

220E.000-30

Account	PY Ending Balance	CY Beginning Balance	Adj's	Reclass	CY Ending Balance	Annotation	%Chg
71040.1300.00000.11402 Suta Tax - Health Care - Care Manager - CM	0.00	2.00	0.00	0.00	2.00		0
71040.1300.00000.11403 Suta Tax - Health Care - Resident Assessment Coord	0.00	156.00	0.00	0.00	156.00		0
71040.1300.00000.11407 Suta Tax - Health Care - SN Concierge - HCCAA	0.00	189.00	0.00	0.00	189.00		0
71040.1300.00000.11413 Suta Tax - Health Care - Dir of Nursing Services H	0.00	612.00	0.00	0.00	612.00		0
71040.1300.00000.11414 Suta Tax - Health Care - Social Services Coord - S	0.00	26.00	0.00	0.00	26.00		0
71040.1300.00000.11416 Suta Tax - Health Care - Certified Nursing Asst/Mg	0.00	3,230.00	0.00	0.00	3,230.00		0
71040.1300.00000.13202 Suta Tax - Health Care - Server - DRCM	0.00	9.00	0.00	0.00	9.00		0
71080.1300.00000.00000 Other Pay Tax-PR Transfers - Health Care	63.00	681.00	0.00	0.00	681.00		981
71100.1300.00000.00000 US Payroll Tax Accrual - Health Care	1,341.00	(5,885.00)	0.00	0.00	(5,885.00)		(539)
62504 Skilled Nursing Facility - Other Costs	267,493.00	289,848.00	0.00	0.00	289,848.00		8
50000.1575.43070.00000 Ancillary Expense - Ancillary - Mobile Diagnostic	0.00	138.00	0.00	0.00	138.00		0
50000.1575.43140.00000 Ancillary Expense - Ancillary - Xrays	22,183.00	36,100.00	0.00	0.00	36,100.00		63
63004 Radiology-diagnostic - Other Costs	22,183.00	36,238.00	0.00	0.00	36,238.00		63
50000.1575.43050.00000 Ancillary Expense - Ancillary - Lab Services	40,220.00	40,049.00	0.00	0.00	40,049.00		0
63204 Laboratory - Other Costs	40,220.00	40,049.00	0.00	0.00	40,049.00		0
51000.1500.41030.00000 Therapy Expense - Therapy Services - Physical	289,480.00	324,749.00	0.00	0.00	324,749.00		12
63504 Physical Therapy - Other Costs	289,480.00	324,749.00	0.00	0.00	324,749.00		12
51000.1500.41010.00000 Therapy Expense - Therapy Services - Occupational	267,050.00	293,660.00	0.00	0.00	293,660.00		10
63604 Occupational Therapy - Other Costs	267,050.00	293,660.00	0.00	0.00	293,660.00		10
51000.1500.41050.00000 Therapy Expense - Therapy Services - Speech	52,897.00	79,109.00	0.00	0.00	79,109.00		50
63704 Speech Language Pathologist - Other Costs	52,897.00	79,109.00	0.00	0.00	79,109.00		50
50000.1575.43020.00000 Ancillary Expense - Ancillary - DME Rental	71,928.00	68,953.00	0.00	0.00	68,953.00		(4)
50000.1575.43030.00000 Ancillary Expense - Ancillary - Diet Supp-Tube Fee	779.00	4,041.00	0.00	0.00	4,041.00		419
50000.1575.43060.00000 Ancillary Expense - Ancillary - Medical Supplies	23,187.00	17,204.00	0.00	0.00	17,204.00		(26)
50000.1575.43090.00000 Ancillary Expense - Ancillary - Oxygen	596.00	708.00	0.00	0.00	708.00		19
50000.1575.44010.00000 Ancillary Expense - Ancillary - Diet Supp - Oral	3,261.00	4,690.00	0.00	0.00	4,690.00		44
50000.1575.44140.00000 Ancillary Expense - Ancillary - Personal Care Supp	7,417.00	9,804.00	0.00	0.00	9,804.00		32
64004 Medical Supplies Charged To Patients - Other Costs	107,168.00	105,400.00	0.00	0.00	105,400.00		(2)
50000.1575.43040.00000 Ancillary Expense - Ancillary - IV Therapy	2,582.00	1,413.00	0.00	0.00	1,413.00		(45)
50000.1575.43100.00000 Ancillary Expense - Ancillary - Pharmacy	212,948.00	272,031.00	0.00	0.00	272,031.00		28
64104 Drugs: Drugs Charged To Patients - Other Costs	215,530.00	273,444.00	0.00	0.00	273,444.00		27
71040.1100.00000.NJ Suta Tax - Assisted Living - NEW JERSEY	0.00	7,920.00	0.00	0.00	7,920.00		0
71040.1200.00000.NJ Suta Tax - Reminiscence - NEW JERSEY	0.00	3,951.00	0.00	0.00	3,951.00		0
71040.1350.00000.FL Suta Tax - Wellness - FLORIDA	0.00	6.00	0.00	0.00	6.00		0
71040.1350.00000.NJ Suta Tax - Wellness - NEW JERSEY	0.00	4,989.00	0.00	0.00	4,989.00		0
54010.1100.00000.00000 Cost Goods Sold - Incont Cost - Assisted Living	14,869.00	11,101.00	0.00	0.00	11,101.00		(25)
54010.1200.00000.00000 Cost Goods Sold - Incont Cost - Reminiscence	720.00	2,617.00	0.00	0.00	2,617.00		263
60100.1300.00000.00000 Temporary Help & Other - Health Care	(900.00)	0.00	0.00	0.00	0.00		(100)
62900.1200.00000.00000 Life Skill & Resource Library - Reminiscence	313.00	0.00	0.00	0.00	0.00		(100)

Sunrise - Edison
Year End: December 31, 2025
Medicare Trial balance Groupings

Prepared by	Reviewed by	Reviewed by	Reviewed by
CS122803 4/21/2026	TP119062 4/29/2026		

220E.000-31

Account	PY Ending Balance	CY Beginning Balance	Adj's	Reclass	CY Ending Balance	Annotation	%Chg
62900.1540.00000.00000 Life Skill & Resource Library - Activities	548.00	817.00	0.00	0.00	817.00		49
62900.1630.00000.00000 Life Skill & Resource Library - Administration	171.00	0.00	0.00	0.00	0.00		(100)
64700.1100.00000.00000 Mileage Reimbursement - Assisted Living	22.00	116.00	0.00	0.00	116.00		427
64700.1350.00000.00000 Mileage Reimbursement - Wellness	387.00	46.00	0.00	0.00	46.00		(88)
64850.1100.00000.00000 Admin and Office Supplies - Assisted Living	0.00	104.00	0.00	0.00	104.00		0
64850.1350.00000.00000 Admin and Office Supplies - Wellness	0.00	277.00	0.00	0.00	277.00		0
65000.1100.00000.00000 Postage - Assisted Living	0.00	(52.00)	0.00	0.00	(52.00)		0
65200.1100.00000.00000 Non-Food Rebates - Assisted Living	(16,646.00)	(13,495.00)	0.00	0.00	(13,495.00)		(19)
65525.1100.43011.00000 Care Supplies - Assisted Living - Care and Nursing	0.00	134.00	0.00	0.00	134.00		0
65525.1100.43017.00000 Care Supplies - Assisted Living - Infection Contro	0.00	2,194.00	0.00	0.00	2,194.00		0
65525.1100.43020.00000 Care Supplies - Assisted Living - DME Rental	386.00	0.00	0.00	0.00	0.00		(100)
65525.1100.43060.00000 Care Supplies - Assisted Living - Medical Supplies	1,176.00	1,877.00	0.00	0.00	1,877.00		60
65525.1100.43080.00000 Care Supplies - Assisted Living - Nursing Supplies	11,813.00	19,432.00	0.00	0.00	19,432.00		64
65525.1100.43160.00000 Care Supplies - Assisted Living - Incontinence Sup	0.00	7,036.00	0.00	0.00	7,036.00		0
65525.1200.43080.00000 Care Supplies - Reminiscence - Nursing Supplies	2,108.00	4,194.00	0.00	0.00	4,194.00		99
65525.1350.43080.00000 Care Supplies - Wellness - Nursing Supplies	439.00	489.00	0.00	0.00	489.00		11
65600.1350.00000.00000 Travel - Wellness	1,816.00	625.00	0.00	0.00	625.00		(66)
66750.1350.00000.00000 Education and Conventions - Wellness	0.00	77.00	0.00	0.00	77.00		0
66850.1350.00000.00000 TM Appreciation Events - Wellness	260.00	0.00	0.00	0.00	0.00		(100)
67200.1100.00000.11402 Team Member Referrals - Assisted Living - Care Man	0.00	250.00	0.00	0.00	250.00		0
67460.1350.00000.00000 Meals-Meetings - Wellness	14.00	92.00	0.00	0.00	92.00		557
69450.1350.00000.00000 Vehicle Expense - Wellness	56.00	0.00	0.00	0.00	0.00		(100)
69690.1200.00000.00000 Programing Supplies - Reminiscence	76.00	0.00	0.00	0.00	0.00		(100)
69690.1350.00000.00000 Programing Supplies - Wellness	0.00	248.00	0.00	0.00	248.00		0
70025.1100.00000.00000 Benefits - Life Insurance - Assisted Living	0.00	9.00	0.00	0.00	9.00		0
70025.1100.00000.11401 Benefits - Life Insurance - Assisted Living - Assi	0.00	3.00	0.00	0.00	3.00		0
70025.1100.00000.11402 Benefits - Life Insurance - Assisted Living - Care	0.00	59.00	0.00	0.00	59.00		0
70025.1100.00000.11419 Benefits - Life Insurance - Assisted Living - Lead	0.00	21.00	0.00	0.00	21.00		0
70025.1100.00000.11424 Benefits - Life Insurance - Assisted Living - Non-	0.00	2.00	0.00	0.00	2.00		0
70025.1100.00000.19000 Benefits - Life Insurance - Assisted Living - Sala	0.00	1.00	0.00	0.00	1.00		0
70025.1200.00000.11402 Benefits - Life Insurance - Reminiscence - Care Ma	0.00	25.00	0.00	0.00	25.00		0
70025.1200.00000.11411 Benefits - Life Insurance - Reminiscence - Life En	0.00	4.00	0.00	0.00	4.00		0
70025.1200.00000.11419 Benefits - Life Insurance - Reminiscence - Lead/Ni	0.00	10.00	0.00	0.00	10.00		0
70025.1350.00000.11100 Benefits - Life Insurance - Wellness - Medication	0.00	14.00	0.00	0.00	14.00		0
70025.1350.00000.11101 Benefits - Life Insurance - Wellness - LPN Med Car	0.00	7.00	0.00	0.00	7.00		0
70025.1350.00000.11300 Benefits - Life Insurance - Wellness - LPN Lvn - L	0.00	5.00	0.00	0.00	5.00		0
70025.1350.00000.11408 Benefits - Life Insurance - Wellness - RC Director	0.00	4.00	0.00	0.00	4.00		0
70025.1350.00000.11419 Benefits - Life Insurance - Wellness - Lead/Night	0.00	1.00	0.00	0.00	1.00		0
70025.1350.00000.19000 Benefits - Life Insurance - Wellness - Salaries	0.00	4.00	0.00	0.00	4.00		0
70025.1350.00000.19129 Benefits - Life Insurance - Wellness - Wellness Nu	0.00	4.00	0.00	0.00	4.00		0
70520.1100.00000.11424 Disability & Family Leave Plan - Assisted Living -	0.00	2.00	0.00	0.00	2.00		0
70520.1100.00000.19000 Disability & Family Leave Plan - Assisted Living -	0.00	2.00	0.00	0.00	2.00		0
70520.1350.00000.19000 Disability & Family Leave Plan - Wellness - Salari	0.00	17.00	0.00	0.00	17.00		0
70530.1100.00000.00000 Benefits - 401K Match - Assisted Living	15,745.00	9,251.00	0.00	0.00	9,251.00		(41)
70530.1100.00000.11402 Benefits - 401K Match - Assisted Living - Care Man	0.00	4,724.00	0.00	0.00	4,724.00		0
70530.1100.00000.11419 Benefits - 401K Match - Assisted Living - Lead/Nig	0.00	3,830.00	0.00	0.00	3,830.00		0
70530.1100.00000.11424 Benefits - 401K Match - Assisted Living - Non-Dire	0.00	86.00	0.00	0.00	86.00		0

Sunrise - Edison
Year End: December 31, 2025
Medicare Trial balance Groupings

Prepared by	Reviewed by	Reviewed by	Reviewed by
CS122803 4/21/2026	TP119062 4/29/2026		

220E.000-32

Account	PY Ending Balance	CY Beginning Balance	Adj's	Reclass	CY Ending Balance	Annotation	%Chg
70530.1100.00000.13202 Benefits - 401K Match - Assisted Living - Server -	0.00	1.00	0.00	0.00	1.00		0
70530.1200.00000.00000 Benefits - 401K Match - Reminiscence	3,205.00	2,292.00	0.00	0.00	2,292.00		(28)
70530.1200.00000.11100 Benefits - 401K Match - Reminiscence - Medication	0.00	2.00	0.00	0.00	2.00		0
70530.1200.00000.11402 Benefits - 401K Match - Reminiscence - Care Manage	0.00	1,619.00	0.00	0.00	1,619.00		0
70530.1200.00000.11411 Benefits - 401K Match - Reminiscence - Life Enrich	0.00	372.00	0.00	0.00	372.00		0
70530.1200.00000.11419 Benefits - 401K Match - Reminiscence - Lead/Night	0.00	382.00	0.00	0.00	382.00		0
70530.1350.00000.00000 Benefits - 401K Match - Wellness	7,720.00	6,189.00	0.00	0.00	6,189.00		(20)
70530.1350.00000.11100 Benefits - 401K Match - Wellness - Medication Care	0.00	1,337.00	0.00	0.00	1,337.00		0
70530.1350.00000.11101 Benefits - 401K Match - Wellness - LPN Med Care Ma	0.00	275.00	0.00	0.00	275.00		0
70530.1350.00000.11300 Benefits - 401K Match - Wellness - LPN Lvn - LPNLV	0.00	447.00	0.00	0.00	447.00		0
70530.1350.00000.11408 Benefits - 401K Match - Wellness - RC Director-HC	0.00	1,765.00	0.00	0.00	1,765.00		0
70530.1350.00000.11419 Benefits - 401K Match - Wellness - Lead/Night Supe	0.00	68.00	0.00	0.00	68.00		0
70530.1350.00000.13202 Benefits - 401K Match - Wellness - Server - DRCM	0.00	1.00	0.00	0.00	1.00		0
70530.1350.00000.19000 Benefits - 401K Match - Wellness - Salaries	0.00	281.00	0.00	0.00	281.00		0
70530.1350.00000.19129 Benefits - 401K Match - Wellness - Wellness Nurse	0.00	1,003.00	0.00	0.00	1,003.00		0
70530.1400.00000.11402 Benefits - 401K Match - Home Health - Care Manager	0.00	5.00	0.00	0.00	5.00		0
70690.1000.00000.00000 Benefits - PR Transfers - Independent Living	0.00	133.00	0.00	0.00	133.00		0
70690.1100.00000.00000 Benefits - PR Transfers - Assisted Living	10.00	1,079.00	0.00	0.00	1,079.00		10690
70690.1350.00000.00000 Benefits - PR Transfers - Wellness	(43.00)	135.00	0.00	0.00	135.00		(414)
71000.1100.00000.00000 Fica Tax - Assisted Living	100,386.00	45,613.00	0.00	0.00	45,613.00		(55)
71000.1100.00000.11401 Fica Tax - Assisted Living - Assisted Living Coor	0.00	2,574.00	0.00	0.00	2,574.00		0
71000.1100.00000.11402 Fica Tax - Assisted Living - Care Manager - CM	0.00	31,280.00	0.00	0.00	31,280.00		0
71000.1100.00000.11419 Fica Tax - Assisted Living - Lead/Night Supervisor	0.00	11,826.00	0.00	0.00	11,826.00		0
71000.1100.00000.11424 Fica Tax - Assisted Living - Non-Direct Care Float	0.00	296.00	0.00	0.00	296.00		0
71000.1100.00000.13202 Fica Tax - Assisted Living - Server - DRCM	0.00	13.00	0.00	0.00	13.00		0
71000.1100.00000.19000 Fica Tax - Assisted Living - Salaries	0.00	161.00	0.00	0.00	161.00		0
71000.1200.00000.00000 Fica Tax - Reminiscence	42,789.00	22,555.00	0.00	0.00	22,555.00		(47)
71000.1200.00000.11100 Fica Tax - Reminiscence - Medication Care Manager	0.00	6.00	0.00	0.00	6.00		0
71000.1200.00000.11402 Fica Tax - Reminiscence - Care Manager - CM	0.00	14,171.00	0.00	0.00	14,171.00		0
71000.1200.00000.11411 Fica Tax - Reminiscence - Life Enrichment Manager	0.00	1,963.00	0.00	0.00	1,963.00		0
71000.1200.00000.11419 Fica Tax - Reminiscence - Lead/Night Supervisor	0.00	6,804.00	0.00	0.00	6,804.00		0
71000.1350.00000.00000 Fica Tax - Wellness	63,126.00	29,931.00	0.00	0.00	29,931.00		(53)
71000.1350.00000.11100 Fica Tax - Wellness - Medication Care Manager -MED	0.00	10,484.00	0.00	0.00	10,484.00		0
71000.1350.00000.11101 Fica Tax - Wellness - LPN Med Care Manager	0.00	6,548.00	0.00	0.00	6,548.00		0
71000.1350.00000.11300 Fica Tax - Wellness - LPN Lvn - LPNLVN	0.00	4,134.00	0.00	0.00	4,134.00		0
71000.1350.00000.11408 Fica Tax - Wellness - RC Director-HC Manager	0.00	4,272.00	0.00	0.00	4,272.00		0
71000.1350.00000.11419 Fica Tax - Wellness - Lead/Night Supervisor	0.00	490.00	0.00	0.00	490.00		0
71000.1350.00000.13202 Fica Tax - Wellness - Server - DRCM	0.00	5.00	0.00	0.00	5.00		0
71000.1350.00000.19000 Fica Tax - Wellness - Salaries	0.00	635.00	0.00	0.00	635.00		0
71000.1350.00000.19129 Fica Tax - Wellness - Wellness Nurse	0.00	2,675.00	0.00	0.00	2,675.00		0
71000.1400.00000.11402 Fica Tax - Home Health - Care Manager - CM	0.00	12.00	0.00	0.00	12.00		0
71020.1100.00000.00000 Futa Tax - Assisted Living	1,482.00	1,193.00	0.00	0.00	1,193.00		(20)
71020.1100.00000.11401 Futa Tax - Assisted Living - Assisted Living Coor	0.00	42.00	0.00	0.00	42.00		0
71020.1100.00000.11402 Futa Tax - Assisted Living - Care Manager - CM	0.00	205.00	0.00	0.00	205.00		0
71020.1100.00000.13202 Futa Tax - Assisted Living - Server - DRCM	0.00	1.00	0.00	0.00	1.00		0
71020.1100.00000.19000 Futa Tax - Assisted Living - Salaries	0.00	8.00	0.00	0.00	8.00		0
71020.1200.00000.00000 Futa Tax - Reminiscence	759.00	593.00	0.00	0.00	593.00		(22)

Sunrise - Edison
Year End: December 31, 2025
Medicare Trial balance Groupings

Prepared by	Reviewed by	Reviewed by	Reviewed by
CS122803 4/21/2026	TP119062 4/29/2026		

220E.000-33

Account	PY Ending Balance	CY Beginning Balance	Adj's	Reclass	CY Ending Balance	Annotation	%Chg
71020.1200.00000.11402 Futa Tax - Reminiscence - Care Manager - CM	0.00	75.00	0.00	0.00	75.00		0
71020.1350.00000.00000 Futa Tax - Wellness	759.00	570.00	0.00	0.00	570.00		(25)
71020.1350.00000.11100 Futa Tax - Wellness - Medication Care Manager -MED	0.00	28.00	0.00	0.00	28.00		0
71020.1350.00000.11300 Futa Tax - Wellness - LPN Lvn - LPNLVN	0.00	42.00	0.00	0.00	42.00		0
71020.1400.00000.11402 Futa Tax - Home Health - Care Manager - CM	0.00	1.00	0.00	0.00	1.00		0
71040.1100.00000.00000 Suta Tax - Assisted Living	18,380.00	36.00	0.00	0.00	36.00		(100)
71040.1100.00000.11401 Suta Tax - Assisted Living - Assisted Living Coor	0.00	484.00	0.00	0.00	484.00		0
71040.1100.00000.11402 Suta Tax - Assisted Living - Care Manager - CM	0.00	4,661.00	0.00	0.00	4,661.00		0
71040.1100.00000.11419 Suta Tax - Assisted Living - Lead/Night Supervisor	0.00	1,159.00	0.00	0.00	1,159.00		0
71040.1100.00000.13202 Suta Tax - Assisted Living - Server - DRCM	0.00	4.00	0.00	0.00	4.00		0
71040.1100.00000.19000 Suta Tax - Assisted Living - Salaries	0.00	7.00	0.00	0.00	7.00		0
71040.1200.00000.00000 Suta Tax - Reminiscence - NEW JERSEY	8,009.00	0.00	0.00	0.00	0.00		(100)
71040.1200.00000.11100 Suta Tax - Reminiscence - Medication Care Manager	0.00	2.00	0.00	0.00	2.00		0
71040.1200.00000.11402 Suta Tax - Reminiscence - Care Manager - CM	0.00	2,028.00	0.00	0.00	2,028.00		0
71040.1200.00000.11411 Suta Tax - Reminiscence - Life Enrichment Manager	0.00	223.00	0.00	0.00	223.00		0
71040.1200.00000.11419 Suta Tax - Reminiscence - Lead/Night Supervisor	0.00	468.00	0.00	0.00	468.00		0
71040.1350.00000.00000 Suta Tax - Wellness - NEW JERSEY	9,376.00	0.00	0.00	0.00	0.00		(100)
71040.1350.00000.11100 Suta Tax - Wellness - Medication Care Manager -MED	0.00	896.00	0.00	0.00	896.00		0
71040.1350.00000.11101 Suta Tax - Wellness - LPN Med Care Manager	0.00	437.00	0.00	0.00	437.00		0
71040.1350.00000.11300 Suta Tax - Wellness - LPN Lvn - LPNLVN	0.00	185.00	0.00	0.00	185.00		0
71040.1350.00000.13202 Suta Tax - Wellness - Server - DRCM	0.00	1.00	0.00	0.00	1.00		0
71040.1400.00000.11402 Suta Tax - Home Health - Care Manager - CM	0.00	2.00	0.00	0.00	2.00		0
71080.1000.00000.00000 Other Pay Tax-PR Transfers - Independent Living	0.00	133.00	0.00	0.00	133.00		0
71080.1100.00000.00000 Other Pay Tax-PR Transfers - Assisted Living	13.00	190.00	0.00	0.00	190.00		1362
71080.1350.00000.00000 Other Pay Tax-PR Transfers - Wellness	(43.00)	149.00	0.00	0.00	149.00		(447)
71100.1100.00000.00000 US Payroll Tax Accrual - Assisted Living	671.00	(3,915.00)	0.00	0.00	(3,915.00)		(683)
71100.1200.00000.00000 US Payroll Tax Accrual - Reminiscence	(10.00)	(1,813.00)	0.00	0.00	(1,813.00)		18030
71100.1350.00000.00000 US Payroll Tax Accrual - Wellness	280.00	(2,270.00)	0.00	0.00	(2,270.00)		(911)
69304 Other Long Term Care - Other Costs	290,242.00	292,789.00	0.00	0.00	292,789.00		1
69650.1620.10056.00000 Marketing Expense - Marketing - Contract Services	268.00	530.00	0.00	0.00	530.00		98
69502 Other Nonreimbursable - Contract Labor	268.00	530.00	0.00	0.00	530.00		98
71040.1615.00000.NJ Suta Tax - Sales - NEW JERSEY	0.00	1,604.00	0.00	0.00	1,604.00		0
61701.1615.00000.00000 CAS-Sales Trg-Market-Based - Sales	2,068.00	2,099.00	0.00	0.00	2,099.00		1
62600.1540.00000.00000 Flowers for Common Areas - Activities	1,708.00	3,766.00	0.00	0.00	3,766.00		120
62600.1630.00000.00000 Flowers for Common Areas - Administration	949.00	166.00	0.00	0.00	166.00		(83)
62808.1630.00000.00000 CAS-Sales System-SPARK - Administration	7,854.00	6,871.00	0.00	0.00	6,871.00		(13)
62812.1615.00000.00000 Referral Fees - Sales	0.00	450.00	0.00	0.00	450.00		0
62812.1615.10030.00000 Referral Fees - Sales - F&F Resident Ref. Check	10,100.00	4,000.00	0.00	0.00	4,000.00		(60)
62812.1615.10034.00000 Referral Fees - Sales - A Place for Mom	74,828.00	51,930.00	0.00	0.00	51,930.00		(31)
62812.1615.10040.00000 Referral Fees - Sales - Other Referral	27,740.00	23,496.00	0.00	0.00	23,496.00		(15)
62812.1615.10046.00000 Referral Fees - Sales - Caring.com	3,500.00	8,237.00	0.00	0.00	8,237.00		135
62815.1615.00000.00000 CAS-Referral Fees-M.I.S - Sales	9,868.00	14,862.00	0.00	0.00	14,862.00		51
62816.1625.00000.00000 CAS-Field Marketing - Central Marketing	8,080.00	8,439.00	0.00	0.00	8,439.00		4
62826.1615.00000.00000 Elderlife Loan Fees - Sales	180.00	150.00	0.00	0.00	150.00		(17)
62840.1615.00000.00000 Area Mgr Business Devlpmt - Sales	1,275.00	2,241.00	0.00	0.00	2,241.00		76

Sunrise - Edison
Year End: December 31, 2025
Medicare Trial balance Groupings

Prepared by	Reviewed by	Reviewed by	Reviewed by
CS122803 4/21/2026	TP119062 4/29/2026		

220E.000-34

Account	PY Ending Balance	CY Beginning Balance	Adj's	Reclass	CY Ending Balance	Annotation	%Chg
62844.1615.00000.00000 Integrated Marketing Mgr - Sales	126.00	87.00	0.00	0.00	87.00		(31)
63050.1615.11002.00000 Special Events - Sales - Other Special Events	421.00	0.00	0.00	0.00	0.00		(100)
63120.1615.00000.00000 Sales Contest - Sales	2,200.00	3,222.00	0.00	0.00	3,222.00		46
63300.1615.00000.00000 Administrative Expenses - Sales	480.00	0.00	0.00	0.00	0.00		(100)
64700.1615.00000.00000 Mileage Reimbursement - Sales	784.00	377.00	0.00	0.00	377.00		(52)
64750.1615.00000.00000 Misc Expense - Sales	(596.00)	0.00	0.00	0.00	0.00		(100)
64810.1615.00000.00000 Model Room Accessories - Sales	100.00	205.00	0.00	0.00	205.00		105
64850.1615.00000.00000 Admin and Office Supplies - Sales	20.00	289.00	0.00	0.00	289.00		1345
65600.1615.00000.00000 Travel - Sales	335.00	(282.00)	0.00	0.00	(282.00)		(184)
66850.1615.00000.00000 TM Appreciation Events - Sales	122.00	32.00	0.00	0.00	32.00		(74)
67200.1615.00000.00000 Team Member Referrals - Sales	500.00	0.00	0.00	0.00	0.00		(100)
69650.1620.10050.00000 Marketing Expense - Marketing - Brochures_Collater	4,989.00	2,455.00	0.00	0.00	2,455.00		(51)
69650.1620.10051.00000 Marketing Expense - Marketing - EBD	2,845.00	5,084.00	0.00	0.00	5,084.00		79
69650.1620.10052.00000 Marketing Expense - Marketing - Campaign & Events	7,811.00	9,362.00	0.00	0.00	9,362.00		20
69650.1620.10053.00000 Marketing Expense - Marketing - Print Media	1,382.00	395.00	0.00	0.00	395.00		(71)
69650.1620.10057.00000 Marketing Expense - Marketing - Marketing Sponsors	172.00	172.00	0.00	0.00	172.00		0
69650.1630.10052.00000 Marketing Expense - Administration - Campaign & Ev	0.00	207.00	0.00	0.00	207.00		0
69651.1620.00000.00000 Move In Kits - Marketing	0.00	79.00	0.00	0.00	79.00		0
69655.1625.10050.00000 Marketing Programs & Campaigns - Central Marketing	74.00	85.00	0.00	0.00	85.00		15
69655.1625.10052.00000 Marketing Programs & Campaigns - Central Marketing	11,543.00	6,685.00	0.00	0.00	6,685.00		(42)
69655.1625.10053.00000 Marketing Programs & Campaigns - Central Marketing	54,673.00	(243.00)	0.00	0.00	(243.00)		(100)
69655.1625.10056.00000 Marketing Programs & Campaigns - Central Marketing	7.00	(7.00)	0.00	0.00	(7.00)		(200)
69655.1625.10058.00000 Marketing Programs & Campaigns - Central Marketing	673.00	53,658.00	0.00	0.00	53,658.00		7873
69655.1625.10062.00000 Marketing Programs & Campaigns - Central Marketing	96.00	9,194.00	0.00	0.00	9,194.00		9477
69690.1615.00000.00000 Programing Supplies - Sales	1,645.00	(1,323.00)	0.00	0.00	(1,323.00)		(180)
70025.1615.00000.12021 Benefits - Life Insurance - Sales - Director of Sa	0.00	4.00	0.00	0.00	4.00		0
70025.1615.00000.12022 Benefits - Life Insurance - Sales - Director of Sa	0.00	4.00	0.00	0.00	4.00		0
70025.1615.00000.12023 Benefits - Life Insurance - Sales - Sales Associat	0.00	4.00	0.00	0.00	4.00		0
70025.1615.00000.12025 Benefits - Life Insurance - Sales - Mgr Business D	0.00	2.00	0.00	0.00	2.00		0
70025.1615.00000.12031 Benefits - Life Insurance - Sales - Integrated Mar	0.00	1.00	0.00	0.00	1.00		0
70530.1615.00000.00000 Benefits - 401K Match - Sales	3,272.00	1,875.00	0.00	0.00	1,875.00		(43)
70530.1615.00000.12021 Benefits - 401K Match - Sales - Director of Sales	0.00	1,320.00	0.00	0.00	1,320.00		0
70530.1615.00000.12022 Benefits - 401K Match - Sales - Director of Sales	0.00	495.00	0.00	0.00	495.00		0
70530.1615.00000.12023 Benefits - 401K Match - Sales - Sales Associate -	0.00	314.00	0.00	0.00	314.00		0
70530.1615.00000.12025 Benefits - 401K Match - Sales - Mgr Business Devel	0.00	38.00	0.00	0.00	38.00		0
70530.1615.00000.12031 Benefits - 401K Match - Sales - Integrated Marketi	0.00	35.00	0.00	0.00	35.00		0
70690.1615.00000.00000 Benefits - PR Transfers - Sales	1,632.00	730.00	0.00	0.00	730.00		(55)
70690.1615.00000.12031 Benefits - PR Transfers - Sales - Integrated Marke	0.00	14.00	0.00	0.00	14.00		0
71000.1615.00000.00000 Fica Tax - Sales	24,297.00	12,363.00	0.00	0.00	12,363.00		(49)
71000.1615.00000.12021 Fica Tax - Sales - Director of Sales - DIRCR	0.00	5,979.00	0.00	0.00	5,979.00		0
71000.1615.00000.12022 Fica Tax - Sales - Director of Sales SN - HCDCR	0.00	4,516.00	0.00	0.00	4,516.00		0
71000.1615.00000.12023 Fica Tax - Sales - Sales Associate - MRKAST	0.00	2,501.00	0.00	0.00	2,501.00		0
71000.1615.00000.12025 Fica Tax - Sales - Mgr Business Develpnt - ACCMGR	0.00	314.00	0.00	0.00	314.00		0
71000.1615.00000.12031 Fica Tax - Sales - Integrated Marketing Mgr	0.00	93.00	0.00	0.00	93.00		0
71020.1615.00000.00000 Futa Tax - Sales	186.00	140.00	0.00	0.00	140.00		(25)
71020.1615.00000.12022 Futa Tax - Sales - Director of Sales SN - HCDCR	0.00	46.00	0.00	0.00	46.00		0
71020.1615.00000.12023 Futa Tax - Sales - Sales Associate - MRKAST	0.00	10.00	0.00	0.00	10.00		0

Sunrise - Edison
Year End: December 31, 2025
Medicare Trial balance Groupings

Prepared by	Reviewed by	Reviewed by	Reviewed by
CS122803 4/21/2026	TP119062 4/29/2026		

220E.000-35

Account	PY Ending Balance	CY Beginning Balance	Adj's	Reclass	CY Ending Balance	Annotation	%Chg
71040.1615.00000.00000 Suta Tax - Sales - NEW JERSEY	2,492.00	0.00	0.00	0.00	0.00		(100)
71040.1615.00000.12022 Suta Tax - Sales - Director of Sales SN - HCDCR	0.00	112.00	0.00	0.00	112.00		0
71040.1615.00000.12023 Suta Tax - Sales - Sales Associate - MRKAST	0.00	152.00	0.00	0.00	152.00		0
71080.1615.00000.00000 Other Pay Tax-PR Transfers - Sales	1,198.00	780.00	0.00	0.00	780.00		(35)
71080.1615.00000.12031 Other Pay Tax-PR Transfers - Sales - Integrated Ma	0.00	14.00	0.00	0.00	14.00		0
71100.1615.00000.00000 US Payroll Tax Accrual - Sales	127.00	(770.00)	0.00	0.00	(770.00)		(706)
69504 Other Nonreimbursable - Other Costs	271,756.00	249,130.00	0.00	0.00	249,130.00		(8)
50000.1575.44060.00000 Ancillary Expense - Ancillary - Beauty and Barber	28,399.00	32,115.00	0.00	0.00	32,115.00		13
69604 Barber And Beauty Shop - Other Costs	28,399.00	32,115.00	0.00	0.00	32,115.00		13
Other Expense	7,463,916.00	9,358,739.00	0.00	0.00	9,358,739.00		25
Total Expenses	14,383,184.00	16,123,148.00	0.00	0.00	16,123,148.00		12
Net Income	(766,562.00)	120,817.00	0.00	0.00	120,817.00		(116)
Total	0.00	0.00	0.00	0.00	0.00		0

Brighton Gardens of Edison - #31-5351
A-6 Reclassifications
12/31/2025

		Increase							Decrease							
Code	A-6 Line # (Resets for Each Reclass)	Description	Acct# or WP Reference	Account Description	Cost Center	Line #	Salary/ Other	Salary	Other	Cost Center	Line #	Salary/ Other	Salary	Other	Wkst A-7 Ref	
A	1	LAUNDRY SAL & BEN RECLASS	310E.193/PR	Laundry And Linen		6.00	-	2,788	4,666	Housekeeping	7.00	-	2,788	4,666		
B	1	SNF SALARY & BENEFIT	PR Summary	Nursing Administration		9.00	-	445,679	45,434	Skilled Nursing Facility	25.00	-	652,958	66,565		
B	2	SNF SALARY & BENEFIT	PR Summary	Medical Records		12.00	-	90,814	9,258		-	-				
B	3	SNF SALARY & BENEFIT	PR Summary	Medical Social Services		13.00	-	116,465	11,873		-	-				
C	1	ADMIN RECLASS	PR Summary	Dietary		8.00	-	3,665	841	Administrative And	4.00	-	3,665	841		
D	1	DIETARY RECLASS	PR Summary	Administrative And		4.00	-	3,807	377	Dietary	8.00	-	3,807	377		
E	1	PLANT RECLASS	PR Summary	Housekeeping		7.00	-	2,553	244	Plant Op, Maint. &	5.00	-	2,553	244		
F	1	OLTC RECLASS	PR Summary	Dietary		8.00	-	67	25	Marketing	93.01	-	67	25		
G	1	RENT RECLASS	310E.191	Capital Related-		1.00	-		20,811	Capital Related-movable	2.00	-		20,811	2	
H	1	CONTRACT SNA RECLASS	310E.190	Nursing Administration		9.00	-		88,809	Administrative And	4.00	-		88,809		
I	1	IV EXPENSE RECLASS	310E.192	Intravenous Therapy		33.00	-		5,152	Medical Supplies	40.00	-		5,152		
J	1	LAUNDRY SUPPLY RECLASS	310E.194	Laundry And Linen		6.00	-		9,503	Housekeeping	7.00	-		9,503		
								<u>665,838</u>	<u>196,993</u>					<u>665,838</u>	<u>196,993</u>	

OK

Brighton Gardens of Edison - #31-5351
 Allocations and Reclasses
 12/31/2025

Summary by Line				Calculated		
Hours	Dollars	Rate	Salary	Hrs based on	Rate	
4	12,894.67	467,792.93	36.28	4	A&G 470,742.00	12,975.25
5	5,756.76	189,406.46	32.90	5	Maint 191,045.13	5,806.84
6	2,287.15	45,840.34	20.22	6	Laundry 83,347.00	3,132.89
7	12,920.90	234,219.03	18.13	7	Hkkg 215,213.87	11,870.59
8	32,341.35	669,821.84	20.71	8	Dietary 679,495.25	32,810.01
9	10,611.83	445,678.99	42.00	9	Nurs Adm 445,678.99	10,611.40
12	2,435.30	90,814.44	37.29	12	Med Rec 90,814.44	2,435.36
13	9,951.86	302,875.09	30.43	13	Soc Svc 304,103.00	9,993.53
25	45,128.89	1,354,494.78	30.01	25	SNF 1,426,783.57	47,543.60
26	-	-	-	26	NF -	-
93	102,456.38	2,517,198.41	24.57	93	OLTC 2,540,215.00	103,386.85
34	-	-	-	34	Oxygen -	-
35	-	-	-	35	PT -	-
36	-	-	-	36	OT -	-
37	-	-	-	37	ST -	-
93.01	6,659.66	329,009.27	49.40	93.01	Mktg 336,828.44	6,818.39
					6,764,266.69	247,384.71
	243,424.75	6,647,151.48	27.31		6,764,409.00	

Discipline	Salaries	Hours	AHR
RN	587,512.73	11,340.52	51.81
LPN	467,474.84	13,095.39	35.70
Aide	644,352.43	26,774.68	24.07
	1,699,340.00	51,210.59	33.18
Per TB	1,872,462.56	58,155.00	32.20
	173,122.56	6,944.41	
	9.25%	11.94%	/

SNF Patient Days	8,429.00	100.00%
NF Patient Days	-	0.00%
Total	8,429.00	100.00%

SNF Reclass			
4 Admin	-	#DIV/0!	
7 Housekeeping	-	#DIV/0!	
8 Dietary	-	#DIV/0!	
9 Nurse Admin	-	#DIV/0!	
12 Med Records	-	#DIV/0!	
13 Soc Services	-	#DIV/0!	
25 SNF	-	#DIV/0!	
36 OT	-	#DIV/0!	
37 ST	-	#DIV/0!	
93 OLTC	-	#DIV/0!	
35 PT	-	#DIV/0!	
	-	#DIV/0!	

OLTC Reclass			
4 Admin	3,807.24	0.15%	
5 Maintenance	-	0.00%	
8 Dietary	666,090.35	26.06%	
13 Soc Services	116,465.15	4.56%	
93 OLTC	1,769,762.63	69.24%	
36 ST	-	0.00%	
37 OT	-	0.00%	
35 PT	-	0.00%	
34 Oxygen	-	0.00%	
	2,556,125.37	100.00%	

Note: PT, OT, ST divided by % of revenues

A & G Reclass			
4 Admin	-	#DIV/0!	
5 Maintenance	-	#DIV/0!	
8 Dietary	-	#DIV/0!	
12 Med Records	-	#DIV/0!	
13 Soc Services	-	#DIV/0!	
25 SNF	-	#DIV/0!	
37 OT	-	#DIV/0!	
93 OLTC	-	#DIV/0!	
44 PT	-	#DIV/0!	
	-	#DIV/0!	

Dietary Reclasses			
7 Housekeeping	-	#DIV/0!	
8 Dietary	-	#DIV/0!	
12 Med Records	-	#DIV/0!	
13 Soc Services	-	#DIV/0!	
	-	#DIV/0!	

Housekeeping Reclass			
6 Laundry	(14,718.75)	0.00%	A-6
7 Housekeeping	14,718.75	0.00%	A-6

Dietary EB Reclass			
7	-	#DIV/0!	#DIV/0!
8	-	#DIV/0!	#DIV/0!
12	-	#DIV/0!	#DIV/0!
13	-	#DIV/0!	#DIV/0!

Housekeeping EB Reclass			
6	-	#DIV/0!	#DIV/0!
7	-	#DIV/0!	#DIV/0!

SNF EB Reclass			
4	-	#DIV/0!	#DIV/0!
7	-	#DIV/0!	#DIV/0!
8	-	#DIV/0!	#DIV/0!
9	-	#DIV/0!	#DIV/0!
12	-	#DIV/0!	#DIV/0!
13	-	#DIV/0!	#DIV/0!
25	-	#DIV/0!	#DIV/0!
36	-	#DIV/0!	#DIV/0!
37	-	#DIV/0!	#DIV/0!
93	-	#DIV/0!	#DIV/0!
35	-	#DIV/0!	#DIV/0!
	-	#DIV/0!	
	-	#DIV/0!	204,647.00
	-	#DIV/0!	

OLTC EB Reclass			
4	3,807.24	0.15%	183.00
5	-	0.00%	-
8	666,090.35	26.06%	32,007.00
13	116,465.15	4.56%	5,966.00
93	1,769,762.63	69.24%	85,041.00
36	-	0.00%	-
37	-	0.00%	-
35	-	0.00%	-
34	-	0.00%	-
	2,556,125.37	100.00%	122,828.00
			122,827.00

A & G EB Reclass			
4	-	#DIV/0!	#DIV/0!
5	-	#DIV/0!	#DIV/0!
8	-	#DIV/0!	#DIV/0!
36	-	#DIV/0!	#DIV/0!
12	-	#DIV/0!	#DIV/0!
13	-	#DIV/0!	#DIV/0!
25	-	#DIV/0!	#DIV/0!
93	-	#DIV/0!	#DIV/0!
35	-	#DIV/0!	#DIV/0!
	-	#DIV/0!	821,026.00
		#DIV/0!	

Plant Reclasses			
5 Plant	-	#DIV/0!	
7 Housekeeping	-	#DIV/0!	
93 OLTC	-	#DIV/0!	
	-	#DIV/0!	

Social Services Reclasses			
8 Dietary	-	#DIV/0!	
13 Soc Services	-	#DIV/0!	
	-	#DIV/0!	

OTHER EB RECLASS COMBINED

Plant	#DIV/0!
Housekeeping	#DIV/0!
Dietary	#DIV/0!
Med Records	#DIV/0!
Soc Services	#DIV/0!
OLTC	#DIV/0!

Plant EB Reclass			
5	-	#DIV/0!	#DIV/0!
7	-	#DIV/0!	#DIV/0!
93	-	#DIV/0!	#DIV/0!
	-	#DIV/0!	12.00

Social Services EB Reclass			
8	-	#DIV/0!	#DIV/0!
13	-	#DIV/0!	#DIV/0!
	-	#DIV/0!	18,132.00

#DIV/0!

#DIV/0!

Therapy Cost Reclass

43501 PT Revenue	609,631	41.90%
43601 OT Revenue	616,417	42.37%
43701 ST Revenue	228,787	15.73%
	1,454,835.00	100.00%

Therapy Salary Reclass

	Reclass	To CR
63504 PT Expense	324,749 (32,463)	292,286
63604 OT Expense	293,660 (1,880)	295,540
63704 ST Expense	79,109 (30,583)	109,692
	697,518.00	697,518

	Reclass	To CR
63501 PT Expense	-	-
63601 OT Expense	-	-
63701 ST Expense	-	-
	-	-

SNF/NF Other Allocation based on days

Per Unadj TB	Less ER	Less A-S	Total	Reclass	To CR
62504	289,848	(204,647.00)	85,201.00		85,201.00
62604	0				

Edison
 Laundry Salaries Reclass
 FYE 12/31/2025

Purpose: Laundry Salaries are booked in the Housekeeping Department on both the TB and the Payroll. This is to re portion of the unassigned salary expenses to the appropriate cost centers on the Medicare and Medicaid Cost Report

Trial Balance Housekeeping Salaries

Account String	Account Descr	Dept Descr	Product Descr	ChartField 1 Descr	Sum Total Amt
70005.1560.00000.00000	Salaries - Vac ME Accrual	Housekeeping			(40.23)
70010.1560.00000.00000	Accr - Vacation	Housekeeping			10,092.17
70020.1560.00000.00000	Salaries - Sick	Housekeeping			5,036.86
70030.1560.00000.00000	Salaries - Training	Housekeeping			523.48
70040.1560.00000.13206	Salaries - Holiday	Housekeeping		Host - HOST	(120.51)
70040.1560.00000.00000	Salaries - Holiday	Housekeeping			459.29
70070.1560.00000.00000	Salaries - Other Non-Productiv	Housekeeping			924.38
Total Salaries to Reclass					16,875

Allocation

Department	Salaries From Payroll	%	Allocated Salary Expense	Medicare Line
Housekeeping	231,666	83.48%	14,087.85	A7.1
Laundry Attendant	45,840	16.52%	2,787.59	A6.1
Totals	277,506	100.00%	16,875	

Medicare Reclass

Line Description	Schedule	Line/Col	Increase	Decrease	
Housekeeping	A	7		2,788	300E.000
Laundry	A	6	2,788		300E.000

Healthcare Payroll

CK Date	OU	Location	Empl ID	Empl Name	Dept Code	Dept Descr	Job Title	Earning Code	Hours	Earnings	Rate	Source	Medicare Report Description	Medicare Report Line	Amount
							Assistant Director of Nursing Services Total		2,080	102,617			Nursing Admin	Sch A, Line 9	102,617
							Care Manager Total		7	172			Skilled Nursing Facility	Sch A, Line 30	
							Certified Nursing Assistant Total		24,746	598,091			Skilled Nursing Facility	Sch A, Line 30	
							Director of Nursing Services Total		2,168	139,256			Nursing Admin	Sch A, Line 9	139,256
							Health Information Coordinator Total		2,435	90,814			Medical Records & Library	Sch A, Line 12	90,814
							Lead Care Manager Total		29	684			Skilled Nursing Facility	Sch A, Line 30	
							Lead Certified Nursing Asst Total		2,028	46,261			Skilled Nursing Facility	Sch A, Line 30	
							Lpn Lvn Total		13,095	467,475			Skilled Nursing Facility	Sch A, Line 30	
							Registered Nurse Total		5,222	241,811			Skilled Nursing Facility	Sch A, Line 30	
							Resident Assessment Coord. Total		1,871	103,829			Nursing Admin	Sch A, Line 9	103,829
							SN Concierge Total		4,494	99,977			Nursing Admin	Sch A, Line 9	99,977
							Social Services Coordinator Total		2,337	116,465			Social Service	Sch A, Line 13	116,465
							Grand Total		60,513	2,007,453					

Medicare Reclass

Medicare Line #	Medicare Line Description	Increase	Decrease
9	Nursing Admin	445,679	300E.000
12	Medical Records & Library	90,814	300E.000
13	Social Service	116,465	300E.000
30	Skilled Nursing Facility		652,959 300E.000

Edison
 Medicare Cost Report
 Insurance on Real Estate Reclass
 FYE 12/31/2025

*Purpose: Per Jenn Lawn in Community Insurance, in 2023 the ownership group Welltower changed how Property Insurance was handled. Instead of these expenses getting paid by the OpCo, they will now be paid by the PropCo and then the OpCo will pay the PropCo. The payment to the PropCo is booked in Account 75030, Operating Expense Rent, which is coded to the Admin department. This account could contain any expenses, not just insurance. This is to reclass specifically the insurance expenses out of that account to the appropriate cost center based on information from the Insurance Team.

GL Expenses

GL Account String	Account Description	Dept Description	Product Description	ChartField 1 Description	Total	Schedule/ Line
75030.1640.00000.00000	Operating Expense Rent	Non Department			20,810.88	G24
72103.1640.00000.00000	Insurance - Property Premiums	Non Department			0.00	G24
Total GL Expenses					20,811	

Reclass

Line Description	Schedule	Line/Col	Increase	Decrease	
Cap Rel Costs - Bldgs & Fixtures	A	1	20,811		300E.000
Cap Rel Costs - Moveable Equip	A	2		20,811	300E.000

*Per Jen Lawn, for 2025, all expenses in Account 75030 are only Property Insurance premiums.

Edison
 Medicare Cost Report
 Contract SNA Reclass
 FYE 12/31/2025

Purpose: For 2025, we had a contracted Skilled Nursing Administrator booked to Dept 1630 (Admin), Account 65150 (Professional Fees and Services. This account is booked on the report to Lin 4 Admin & General. This expense need to be reclassified from Line 4 to Line 9, Nursing Admin in a separate reclass sheet.

Expenses from GL

Account String	Account Descr	Dept Descr	Expenses
65150.1630.00000.00000	Professional Fees and Services	Administration	241,798.98
Total Healthcare Contractors			241,799

Reclass Hours

Description	Line	Increase	Decrease
Nursing Admin	9	762	
Admin & General	4		762
Totals		762	762

Reclass Expense

Description	Line	Increase	Decrease
Nursing Admin	9	88,809	
Admin & General	4		88,809
Totals		88,809	88,809

Edison
Medicare Cost Report
IV Therapy Supply Reclass
FYE 12/31/2025

Purpose: To Reclass IV Expense from Medical Supplies based on what is billed to Medicare IV Expense should not have a mark up there for it would a one to one ratio

Total IV Therapy per PS&R	5,152.17
Increase line 42	5,152 300E.000
Decrease line 48	5,152 300E.000

Edison
 Medicare Cost Report
 Laundry Supply Reclass
 FYE 12/31/2025

Purpose: In 2016 the Laundry department was combine with the Housekeeping department. Ecolab is the primary vender of all laundry supplies and is not used for housekeeping. The reclass is required to allocate expense from housekeeping to laundry

Invoices

Type	Amount
DSSI Laundry Invoices	9,502.97
Total Laundry Invoices	9,503

Reclass

Line #	Column #	Description	Increase	Decrease
6	2	Laundry Other	9,503	
7	2	Housekeeping Other		9,503

300E.000
300E.000

Brighton Gardens of Edison - #31-5351

A-8 Adjustments Summary

12/31/2025

w/s A-8 Line #	Description	Basis	Amount	Cost Center	w/s A Line	w/s A-7 Line
24	Equipment Revenues	B	\$ (2,009)	Capital Related-movable Equipment	2	2
25	A&G Revenues	B	\$ 7,234	Administrative And General	4	
26	Housekeeping Revenues	B	\$ (909)	Housekeeping	7	
27	Dietary Revenues	B	\$ (13,044)	Dietary	8	
28	Skilled Nursing Revenues	B	\$ (740)	Skilled Nursing Facility	25	
29	Other Long Term Care Revenue	B	\$ (12)	Other Long Term Care	93	
30	A&G Expenses	A	\$ (451,622)	Administrative And General	4	
31	Maintenance & Repairs Expense	A	\$ (72,693)	Plant Op, Maint. & Repairs	5	
32	Dietary Expenses	A	\$ (5,463)	Dietary	8	
33	Social Service Expense	A	\$ (417)	Medical Social Services	13	
34	Skilled Nursing Expense	A	\$ (2,228)	Skilled Nursing Facility	25	
35	Marketing Expenses	A	\$ (205)	Marketing	93.01	
			<u>\$ (542,108)</u>			

Leadcode	Description	Workpaper Reference	Adjusted 12/31/2025
A8 OFFSET - INTEREST EXPENSES			
80152.1650.00000.00000	Interest GÇô Capital Lease Investment Factors	A801B	-
80140.1650.00000.00000	Interest - Mortgage Investment Fact	A804B	-
80170.1650.00000.00000	Interest on Notes #1-Investment Fac	A804B	-
80150.1650.00000.00000	Interest Expense Investment Factors	A804B	-
80180.1650.00000.00000	Interest on Notes #2 Investment Fac	A804B	-
Total A8 OFFSET - INTEREST EXPENSES			0.00
A8 OFFSET - INTEREST INCOME			
42200.1630.60520.30000	Other Res Inc. - Admin Interest Incom	IFTHEN	-
86000.1650.00000.00000	Interest Income - Affiliates Investm	IFTHEN	-
86000.1650.00000.00001	Interest Income - Affiliates Investm	IFTHEN	-
86000.1650.00000.30000	Interest Income - Affiliates Private	IFTHEN	-
86000.1650.30000.00000	Interest Income - Affiliates Refunda	IFTHEN	-
86000.1650.60350.30000	Interest Income - Affiliates Refinan	IFTHEN	-
86000.1650.60500.00000	Interest Income - Affiliates Bank Ac	IFTHEN	-
86000.1650.60500.00001	Interest Income - Affiliates Investm	IFTHEN	-
86000.1650.60500.30000	Interest Income - Affiliates Investm	IFTHEN	-
86000.1650.60530.00000	Interest Income - Affiliates-Investm	IFTHEN	-
86000.1650.60530.30000	Interest Income - Affiliates Investm	IFTHEN	-
86000.1650.60530.30001	Interest Income - Affiliates Investm	IFTHEN	-
86000.1650.80520.30000	Interest Income - Affiliates-Investm	IFTHEN	-
86010.1650.00000.00000	Interest Income - Bank Investment F	IFTHEN	-
86010.1650.00000.00001	Interest Income - Bank Investment F	IFTHEN	-
86010.1650.00000.30000	Interest Income - Bank Private	IFTHEN	-
86010.1650.80520.00000	Interest Income - Bank 80520	IFTHEN	-
86010.6400.00000.00000	Interest Income - Bank Treasury	IFTHEN	-
86020.1650.00000.00000	Interest Income - Other Investment Factors	IFTHEN	-
86020.1650.60500.00000	Interest Inc - Other Invest Factors	IFTHEN	-
86020.1650.60500.30000	Interest Inc - Other Invest Factors	IFTHEN	-
88120.1650.60710.30000	Realized Gain/Loss on Invest-Invest	IFTHEN	-
86010.1650.00000.00000.01	Interest Income - Bank Investment Factors	IFTHEN	-
86020.1650.00000.00000.01	Interest Income - Other Investment Factors	IFTHEN	-
88200.1650.00000.00000	Inc Support Payment Invest Factors	IFTHEN	-
Total A8 OFFSET - INTEREST INCOME			0.00
INTEREST OFFSET			0.00
A801B A8 OFFSET - CLC BUILDING REVENUES			
42200.1000.55110.30000	Other Res Inc.-IL-Parking-Private	A801B	-
42200.1000.55110.30001	Other Resident Income Independent L	A801B	-
42200.1100.55110.30000	Other Res Inc.-AL-Parking-Private	A801B	-
42200.1300.55110.30000	Other Resident Income Parking	A801B	-
42200.1590.55110.30000	Other Res Inc.-Transport-Parking-Pr	A801B	-
42200.1590.55110.30001	Other Resident Income Transportatio	A801B	-
42200.1630.55110.30000	Other Res Inc.-Admin-Parking-Privat	A801B	-
42200.1630.55110.30001	Other Resident Income Administratio	A801B	-
48000.1300.30140.30000	Rental Income - Homes Health Care R	A801B	-
42200.1000.55110.30000.01	Other Resident Income Independent Living Parking Private	A801B	-
48000.1630.55110.30000	Rental Income - Homes Administratio	A801B	-
Total A8 OFFSET - CLC BUILDING REVENUES			0.00
A802B A8 OFFSET - CRC EQUIPMENT REVENUES			
42200.1000.55070.30000	Other Resident Income Independent L	A802B	-
47000.1560.44040.30000	Ancillary Revenue Housekeeping Furniture Rental Private	A802B	(2,009)
42200.1630.55070.30000	Other Resident Income Administratio	A802B	-
47000.1000.44040.30000	Ancillary Revenue Independent Livin	A802B	-
47000.1100.44040.30000	Ancillary Revenue Assisted Living F	A802B	-
47000.1100.44040.34000	Ancillary Revenue Assisted Living F	A802B	-
47000.1200.44040.30000	Ancillary Revenue Reminiscence Furn	A802B	-
47000.1300.44040.30000	Ancillary Revenue-Health Care-Furni	A802B	-
47000.1630.44040.30000	Ancillary Revenue Administration Fu	A802B	-
60270.1580.99004.00000	Repairs: Suite Turnover Maintenance	A802B	-
69050.1560.24100.00000	Rental Equipment Housekeeping Turno	A802B	-
69050.1630.44000.00000	Rental Equipment Administration Cab	A802B	-
Total A8 OFFSET - CRC EQUIPMENT REVENUES			(2,009.00)
A804B A8 OFFSET - ADMIN & GENERAL REVENUES			
40110.1630.00000.30000	Other Inc - Corporate Admin PVT	A804B	-
40110.1630.21025.30000	Other Income - Corporate-Admin-Othe	A804B	-
40110.1630.55090.30000	Other Income - Corporate-Admin-Lice	A804B	-
40110.1630.55090.33000	Other Income - Corporate Licensing	A804B	-
41000.1630.55040.30000	Other Inc - Home Admin Equip Lease	A804B	-

41000.1630.55160.30000	Other Income - Home-Admin-Other Inc	A804B	-
41000.1630.55160.33000	Other Income - Home Administration	A804B	-
41000.1630.55080.30000	Other Income - Home Dietary Services Late Fees Private	A804B	-
41000.1630.55160.34000	Other Income - Home Administration	A804B	-
42200.1000.50040.30000	Other Res Inc.-IL-General Manager C	A804B	-
42200.1000.50040.30001	Other Resident Income Independent L	A804B	-
42200.1000.50140.30000	Other Resident Income Independent L	A804B	-
42200.1000.50160.30000	Other Res Inc.-IL-Telephone Rental-	A804B	-
42200.1000.55080.30000	Other Res Inc.-IL-Late Fees-Private	A804B	-
42200.1100.50160.30000	Other Resident Income Assisted Livi	A804B	-
42200.1100.55080.30000	Other Res Inc.-AL-Late Fees-Private	A804B	-
42200.1200.50160.30000	Other Res Inc.-Rem-Telephone Rental	A804B	-
42200.1200.55080.30000	Other Resident Income Late Fees	A804B	-
42200.1200.55080.33000	Other Resident Income Late Fees	A804B	-
42200.1300.50040.30000	Other Resident Income General Manag	A804B	-
42200.1300.50040.33000	Other Resident Income Health Care G	A804B	-
42200.1300.50140.30000	Other Resident Income Health Care T	A804B	-
42200.1300.50140.34000	Other Resident Income Health Care T	A804B	-
42200.1300.50160.30000	Other Res Inc.-Health Care-Telephon	A804B	-
42200.1300.50160.32000	Other Res Inc.-Health Care-Telephon	A804B	-
42200.1300.50160.33000	Other Res Inc.-Health Care-Telephon	A804B	-
42200.1300.50160.34000	Other Resident Income Health Care T	A804B	-
42200.1300.55080.30000	Other Resident Income Health Care L	A804B	-
42200.1300.55080.33000	Other Resident Income Late Fees	A804B	-
42200.1300.55080.34000	Other Resident Income Health Care L	A804B	-
42200.1630.10008.30000	Other Res Inc.-Admin-Miscellaneous-	A804B	-
42200.1630.50040.30000	Other Resident Income Administratio	A804B	11,230
42200.1630.50040.30001	Other Resident Income Administratio	A804B	-
42200.1630.50040.33000	Other Resident Income Administratio	A804B	-
42200.1630.50110.30000	Other Resident Income Administratio	A804B	-
42200.1630.50130.30000	Other Resident Income Administratio	A804B	-
42200.1630.50140.30000	Other Resident Income Administratio	A804B	-
42200.1630.50160.30000	Other Resident Income Administratio	A804B	-
42200.1630.55080.30000	Other Resident Income Administratio	A804B	(3,938)
42200.1630.55080.33000	Other Resident Income Administratio	A804B	-
42200.1630.55100.30000	Other Res Inc.-Admin-Long Term Care	A804B	-
42200.1630.55100.31100	Other Res Inc.-Admin-Long Term Care	A804B	-
42200.1630.55160.00000	Other Resident Income Administratio	A804B	-
42200.1630.55160.30000	Other Resident Income Administratio	A804B	(1)
42200.1630.55160.30000.01	Other Resident Income - Administration - Other Income - Private	A804B	-
42200.1630.55160.30001	Other Resident Income Administratio	A804B	-
42200.1630.55160.34000	Other Resident Income Administratio	A804B	-
42200.1630.55801.30000	Other Res Inc.-Admin-Refund Service	A804B	-
47000.1000.44120.30000	Ancillary Revenue Independent Livin	A804B	-
47000.1000.44160.30000	Ancillary Revenue Independent Livin	A804B	-
47000.1100.44120.30000	Ancillary Revenue-AL-Personal Purch	A804B	-
47000.1300.44120.30000	Ancillary Revenue-Health Care-Perso	A804B	-
47000.1300.44120.31100	Ancillary Revenue Health Care Perso	A804B	-
47000.1300.44120.31200	Ancillary Revenue Health Care Perso	A804B	-
47000.1300.44160.33000	Ancillary Revenue Health Care Taxi	A804B	-
47000.1630.44090.30000	Ancillary Revenue Administration Ma	A804B	-
47300.1000.41000.30000	Therapy Independent Living Massage	A804B	-
47300.1100.41000.30000	Therapy-AL-Massage-Private	A804B	-
48100.1630.00000.30000	RE Transaction Cost Admin PVT	A804B	-
48100.1630.21025.30000	RE Transaction Cost Administration	A804B	-
49004.1000.50160.30000	Equipment Rental Telephone Rental	A804B	-
41000.1630.55150.30000	Other Income - Home Administration Prior Year Adjustment Private	A804B	-
49004.1100.30140.30000	Equip Rental AL Rental Inc PVT	A804B	-
42301.1630.55130.00000	Termination Income Administration Termination Income	A804B	-
42301.1630.55130.30000	Termination Income Administration Termination Income Private	A804B	-
41000.1630.55160.00000	Other Income - Home Administration Other Income	A804B	(57)
49004.1100.50160.30000	Equipment Rental Telephone Rental	A804B	-
Total A8 OFFSET - ADMIN & GENERAL REVENUES			7,234.00

A805B	A8 OFFSET - MAINT & REPAIR REVENUES		
40110.1590.21025.30000	Other Income - Corporate-Transport-	A805B	-
41000.1630.30140.30000	Other Income - Home Administration	A805B	-
42200.1000.50170.30000	Other Res Inc.-IL-Transport Mileage	A805B	-
42200.1100.50170.30000	Other Res Inc.-AL-Transport Mileage	A805B	-
42200.1200.50170.30000	Other Resident Income Reminiscence	A805B	-
42200.1300.50170.30000	Other Res Inc.-Health Care-Transpor	A805B	-
42200.1300.50170.31100	Other Resident Income Health Care T	A805B	-
42200.1300.50170.33000	Other Res Inc.-Health Care-Transpor	A805B	-
42200.1590.50110.30000	Other Resident Income Transportatio	A805B	-
42200.1590.50170.30000	Other Resident Income Transportatio	A805B	-
42200.1590.50170.31100	Other Res Inc.-Transport-Transport	A805B	-
42200.1590.50170.32000	Other Res Inc.-Transport-Transport	A805B	-
42200.1590.50180.30000	Other Res Inc.-Transport-Transport	A805B	-
42200.1590.55160.30000	Other Resident Income Transportatio	A805B	-
47000.1000.44090.30000	Ancillary Revenue-IL-Maintenance-Pr	A805B	-

47000.1000.44090.34000	Ancillary Revenue Independent Livin	A805B	-
47000.1100.44090.30000	Ancillary Revenue Assisted Living M	A805B	-
47000.1100.44090.30001	Ancillary Revenue Assisted Living M	A805B	-
47000.1200.44090.30000	Ancillary Revenue Maintenance	A805B	-
47000.1300.44090.30000	Ancillary Revenue-Health Care-Maint	A805B	-
47000.1300.44160.30000	Ancillary Revenue-Health Care-Taxi-	A805B	-
47000.1530.44090.30000	Ancillary Revenue Dietary Services	A805B	-
47000.1580.44090.00000	Ancillary Revenue Maintenance Maint	A805B	-
47000.1580.44090.30000	Ancillary Revenue Maintenance Maint	A805B	-
47000.1580.44090.30000.01	Ancillary Revenue Maintenance Maintenance Private	A805B	-
47000.1580.44090.30001	Ancillary Revenue Maintenance Maint	A805B	-
Total A8 OFFSET - MAINT & REPAIR REVENUES			0.00

A806B	A8 OFFSET - LAUNDRY & LINEN REVENUES		
42200.1570.44070.30000	Other Res Inc.-Laundry-Laundry-Priv	A806B	-
47000.1000.44030.30000	Ancillary Revenue Independent Livin	A806B	-
47000.1000.44070.30000	Ancillary Revenue-IL-Laundry-Privat	A806B	-
47000.1100.44030.30000	Ancillary Revenue-AL-Dry Cleaning-P	A806B	-
47000.1100.44070.30000	Ancillary Revenue Assisted Living L	A806B	-
47000.1200.44070.30000	Ancillary Revenue-Rem-Laundry-Priva	A806B	-
47000.1300.44030.30000	Ancillary Revenue-Health Care-Dry C	A806B	-
47000.1300.44070.30000	Ancillary Revenue-Health Care-Laund	A806B	-
47000.1300.44070.32000	Ancillary Revenue-Health Care-Laund	A806B	-
47000.1300.44070.33000	Ancillary Revenue-Health Care-Laund	A806B	-
47000.1300.44070.34000	Ancillary Revenue Health Care Laund	A806B	-
47000.1530.44070.30000	Ancillary Revenue Laundry	A806B	-
47000.1560.44070.30000	Ancillary Revenue Housekeeping Laun	A806B	-
47000.1570.44070.30000	Ancillary Revenue Laundry Laundry P	A806B	-
47000.1630.44030.30000	Ancillary Revenue Administration Dr	A806B	-
47000.1630.44070.30000	Ancillary Revenue Administration La	A806B	-
47000.1575.44070.30000	Ancillary Revenue - Ancillary - Laundry - Private	A806B	-
47000.1560.44070.32000	Ancillary Revenue Housekeeping Laundry Medicaid	A806B	-
Total A8 OFFSET - LAUNDRY & LINEN REVENUES			0.00

A807B	A8 OFFSET - HOUSEKEEPING REVENUES		
42200.1000.50060.30000	Other Res Inc.-IL-Housekeeping-Priv	A807B	-
42200.1000.50060.34000	Other Resident Income Independent L	A807B	-
42200.1100.50060.30000	Other Res Inc.-AL-Housekeeping-Priv	A807B	-
42200.1200.50060.30000	Other Resident Income Reminiscence	A807B	-
42200.1300.50060.30000	Other Resident Income Health Care H	A807B	-
42200.1560.50060.30000	Other Resident Income Housekeeping	A807B	-
Total A8 OFFSET - HOUSEKEEPING REVENUES			(909.00)

A808B	A8 OFFSET - DIETARY REVENUES		
42100.1000.45020.30000	Dietary Income Independent Living M	A808B	-
42100.1000.45050.30000	Dietary Income-IL-Meals Guest-Priva	A808B	-
42100.1000.45070.30000	Dietary Income Independent Living C	A808B	-
42100.1100.45020.30000	Dietary Income-AL-Meals Credit-Priv	A808B	-
42100.1100.45030.30000	Dietary Income Assisted Living Meal	A808B	-
42100.1100.45040.30000	Dietary Income Assisted Living Meal	A808B	-
42100.1100.45050.30000	Dietary Income Assisted Living Meal	A808B	-
42100.1100.45070.30000	Dietary Income Assisted Living Cate	A808B	-
42100.1100.45090.30000	Dietary Income Assisted Living Vend	A808B	-
42100.1100.45090.34000	Dietary Income Assisted Living Vend	A808B	-
42100.1200.45020.30000	Dietary Income Reminiscence Meals C	A808B	-
42100.1530.45010.30000	Dietary Income-Dietary Services-Mea	A808B	-
42100.1530.45020.30000	Dietary Income Dietary Services Mea	A808B	-
42100.1530.45020.34000	Dietary Income Dietary Services Mea	A808B	-
42100.1530.45030.30000	Dietary Income Dietary Services Mea	A808B	-
42100.1530.45040.30000	Dietary Income Dietary Services Mea	A808B	-
42100.1530.45050.30000	Dietary Income Dietary Services Mea	A808B	-
42100.1530.45050.31100	Dietary Income-Dietary Services-Mea	A808B	-
42100.1530.45050.33000	Dietary Income-Dietary Services-Mea	A808B	-
42100.1530.45050.34000	Dietary Income Dietary Services Mea	A808B	-
42100.1530.45070.30000	Dietary Income Dietary Services Cat	A808B	-
42100.1530.45070.34000	Dietary Income Dietary Services Cat	A808B	-
42105.1530.45010.30000	Meals Contracted Dietary Services Meals Contract Private	A808B	-
42106.1000.45020.30000	Meals Credit Independent Living Meals Credit Private	A808B	-
42101.1530.45030.30000	Ticket Meals Revenue Dietary Services Meals Employee Private	A808B	(774)
42101.1530.45040.30000	Ticket Meals Revenue Dietary Services Meals Extra Private	A808B	-
42101.1530.45050.30000	Ticket Meals Revenue Dietary Services Meals Guest Private	A808B	(960)
42101.1530.45058.30000	Ticket Meals Revenue Dietary Services Meals Brunch Private	A808B	(450)
42102.1530.45070.00000	Catering Revenue Dietary Services Catering	A808B	-
42102.1530.45070.30000	Catering Revenue Dietary Services Catering Private	A808B	-
42104.1530.45060.30000	Liquor Revenue Dietary Services Liquor Sales Private	A808B	-
42108.1530.45080.30000	Other Dietary Income Assisted Living Country Store Private	A808B	-
42108.1530.45090.30000	Other Dietary Income Assisted Living Vending Private	A808B	-
42106.1530.45020.30000	Meals Credit Dietary Services Meals Credit Private	A808B	-
42107.1530.50110.30000	Room Service Revenue Dietary Services Room Service Private	A808B	(10,860)
42200.1100.50110.30000	Other Res Inc.-AL-Room Service-Priv	A808B	-

42200.1300.50110.30000	Other Resident Income Room Service	A808B	-
42200.1530.50040.30000	Other Res Inc.-Dietary Services-Gen	A808B	-
42200.1530.50110.30000	Other Resident Income Dietary Servi	A808B	-
42200.1530.50110.34000	Other Resident Income Dietary Servi	A808B	-
42200.1530.50130.30000	Other Res Inc.-Dietary Services-Spe	A808B	-
42200.1530.55160.30000	Other Res Inc.-Dietary Services-Oth	A808B	-
48000.1530.45070.30000	Rental Income - Homes Catering	A808B	-
Total A8 OFFSET - DIETARY REVENUES			(13,044.00)

A813B	A8 OFFSET - SOCIAL SERVICES REVENUES		
42200.1100.50000.30000	Other Resident Income Assisted Livi	A813B	-
42200.1100.50000.34000	Other Res Inc AL Activities Life Ca	A813B	-
42200.1200.50000.30000	Other Resident Income Reminiscence	A813B	-
42200.1300.50000.30000	Other Resident Income Health Care A	A813B	-
42200.1530.50000.30000	Other Resident Income Dietary Servi	A813B	-
42200.1530.50000.34000	Other Resident Income Dietary Servi	A813B	-
42200.1540.50000.30000	Other Resident Income Activities Ac	A813B	-
42200.1540.50130.30000	Other Resident Income Activities Sp	A813B	-
42200.1540.50130.34000	Other Resident Income Activities Sp	A813B	-
42200.1540.55160.30000	Other Resident Income Activities Ot	A813B	-
42200.1550.50000.30000	Other Resident Income Recreation Ac	A813B	-
Total A8 OFFSET - SOCIAL SERVICES REVENUES			0.00

A816B	A8 OFFSET - SKILLED NURSING REVENUES		
40110.1300.50191.30000	Other Income - Corporate-Health Car	A830B	-
42200.1300.55160.31100	Other Resident Income Health Care Other Income Medicare A	A830B	(5)
42000.1300.55160.30000	Community Fee HC Other Inc PVT	A830B	-
42200.1300.50130.31100	Other Res Inc.-Health Care-Special	A830B	-
42200.1300.50130.32000	Other Res Inc.-Health Care-Special	A830B	-
42200.1300.55160.30000	Other Resident Income Health Care O	A830B	(735)
48000.1300.30120.30000	Rental Income - Homes Health Care Guest Room Private	A830B	-
42200.1300.55160.32000	Other Resident Income Health Care O	A830B	-
Total A8 OFFSET - SKILLED NURSING REVENUES			(740.00)

A819B	A8 OFFSET - OTHER LONG TERM CARE REV		
40110.1000.55010.30000	Other Income - Corporate Independen	A833B	-
40110.1100.50191.30000	Other Income - Corporate-AL-Gym Rev	A833B	-
40110.1630.55010.30000	Other Income - Corporate Administra	A833B	-
40110.1640.55010.30000	Other Income - Corporate Non Depart	A833B	-
41000.1000.30140.30000	Other Income - Home Independent Liv	A833B	-
41000.1000.55010.30000	Other Income - Home-IL-Condo Managi	A833B	-
41000.1000.55160.00000	Other Income - Home Independent Liv	A833B	-
41000.1000.55160.30000	Other Income - Home	A833B	-
41000.1100.30140.30000	Other Inc - Home AL Rental Inc PVT	A833B	-
41000.1100.55160.30000	Other Income - Home Other Income	A833B	-
42200.1000.50191.30000	Other Resident Income Gym Revenue	A833B	-
42200.1000.50191.34000	Other Res Inc I/L Gym Rev Life Care	A833B	-
42200.1000.55160.30000	Other Resident Income Independent L	A833B	-
42200.1000.55160.30001	Other Resident Income Independent L	A833B	-
42200.1100.50130.30000	Other Resident Income Assisted Livi	A833B	-
42200.1100.50191.30000	Other Resident Income Gym Revenue	A833B	-
42200.1100.50191.34000	Other Res Inc AL Gym Rev Life Care	A833B	-
42200.1100.55160.30000	Other Res Inc.-AL-Other Income-Priv	A833B	(12)
42200.1100.55160.30001	Other Resident Income Assisted Livi	A833B	-
42200.1200.55160.30000	Other Res Inc.-Rem-Other Income-Pri	A833B	-
42200.1300.50191.30000	Other Resident Income Gym Revenue	A833B	-
42200.1000.55160.30000.01	Other Resident Income Independent Living Other Income Private	A833B	-
42200.1630.50191.30000	Other Resident Income Gym Revenue	A833B	-
Total A8 OFFSET - OTHER LONG TERM CARE REV			(12.00)

COST	RELATED COST OFFSET		
42100.1100.45060.30000	Dietary Income Assisted Living Liqu	COST	-
42100.1530.45060.30000	Dietary Income Dietary Services Liq	COST	-
47000.1000.44000.30000	Ancillary Revenue-IL-Cable TV-Priva	COST	-
47000.1100.44000.30000	Ancillary Revenue Assisted Living C	COST	-
47000.1200.44000.30000	Ancillary Revenue-Rem-Cable TV-Priv	COST	-
47000.1300.44000.30000	Ancillary Revenue-Health Care-Cable	COST	-
47000.1300.44000.33000	Ancillary Revenue-Health Care-Cable	COST	-
47000.1300.44000.34000	Ancillary Revenue Health Care Cable	COST	-
47000.1575.44000.30000	Ancillary Revenue Ancillary Expense Cable TV Private	COST	-
Total RELATED COST OFFSET			0.00

IFTHEN	IF NO RELATED COST OFFSET TO A&G		
42100.1000.45080.30000	Dietary Income Independent Living C	IFTHEN3	-
42100.1100.45080.30000	Dietary Income Assisted Living Coun	IFTHEN3	-
42100.1530.45080.30000	Dietary Income Dietary Services Cou	IFTHEN3	-
42100.1530.45080.34000	Dietary Income Dietary Services Cou	IFTHEN3	-
47000.1000.43060.34000	Ancillary Revenue Independent Livin	IFTHEN3	-
47000.1000.44050.30000	Ancillary Revenue Independent Livin	IFTHEN3	-
47000.1000.44060.30000	Ancillary Revenue-IL-Haircare-Priva	IFTHEN3	-

47000.1000.44060.33000	Ancillary Revenue Independent Livin	IFTHEN3	-
47000.1000.44060.34000	Ancillary Revenue Independent Livin	IFTHEN3	-
47000.1100.44050.30000	Ancillary Revenue Assisted Living G	IFTHEN3	-
47000.1100.44060.30000	Ancillary Revenue Assisted Living H	IFTHEN3	-
47000.1100.44060.33000	Ancillary Revenue-AL-Haircare-Insur	IFTHEN3	-
47000.1200.44060.30000	Ancillary Revenue-Rem-Haircare-Priv	IFTHEN3	-
47000.1200.44060.33000	Ancillary Revenue-Rem-Haircare-Insu	IFTHEN3	-
47000.1200.44060.34000	Ancillary Revenue Reminiscence Hair	IFTHEN3	-
47000.1300.44060.30000	Ancillary Revenue Health Care Hairc	IFTHEN3	-
47000.1300.44060.32000	Ancillary Revenue-Health Care-Hairc	IFTHEN3	-
47000.1300.44060.33000	Ancillary Revenue-Health Care-Hairc	IFTHEN3	-
47000.1300.44060.34000	Ancillary Revenue Health Care Hairc	IFTHEN3	-
47000.1530.44050.30000	Ancillary Revenue-Dietary Services-	IFTHEN3	-
47000.1575.44060.30000	Ancillary Revenue Ancillary Expense	IFTHEN3	(38,500)
47000.1630.44060.30000	Ancillary Revenue Administration Ha	IFTHEN3	-
88145.1650.00000.00000	Gain/Loss on Asset Disposal-AM Investm	IFTHEN3	-
88900.1650.00000.00001	Other non-operating Inc/exp Invest	IFTHEN3	-
89000.1650.00000.00000	Project Costs not Capitalised Inves	IFTHEN3	-
89002.1650.00000.00000	Proj Costs Not Cap-Minor Movab Inve	IFTHEN3	-
89002.1650.99505.00000	Proj Costs Not Cap-Minor Movab Inve	IFTHEN3	-
88140.1650.00000.00000	Gain/Loss on Asset Disposals Investm	IFTHEN3	-
88300.1650.00000.00000	Impairment of P&E Investment Factors	IFTHEN3	-
Total IF NO RELATED COST OFFSET TO A&G			(38,500.00)
TOTAL REVENUE			(47,980.00)

A804A	A8 OFFSET - ADMIN & GENERAL EXPENSES		
60150.1300.00000.31100	Bad Debt Write-Offs Health Care Medicare A	A804A	30,705
61850.1630.71002.00000	Telecom Support and Equipment Administration Remote and Onsite Labor	A804A	19,898
61850.1630.71003.00000	Telecom Support and Equipment Administration Telecom Equipment	A804A	29,102
53000.1630.00000.00000	Cost of Goods Sold (COGS)-Admin--	A804A	-
60150.1630.00000.00000	Bad Debt Administration	A804A	378,597
65000.1615.00000.00000	Postage Sales	A804A	-
65000.1615.00000.00000.01	Postage - Sales	A804A	-
60200.1630.00000.00000	Bad Debt Reserve Administration	A804A	15,037
60200.1630.00000.30000	Bad Debt Reserve Administration Private	A804A	(72,049)
60200.1630.00000.31000	Bad Debt Reserve Administration Medicare	A804A	(390)
60200.1630.00000.32000	Bad Debt Reserve Administration Medicaid	A804A	1,273
60200.1630.00000.34000	Bad Debt Reserve Administration Life Care	A804A	-
61350.1300.00000.00000	Bank Service Charges-Health Care--	A804A	-
61350.1530.00000.00000	Bank Service Charges Dietary Servic	A804A	-
61350.1540.00000.00000	Bank Service Charges Activities	A804A	-
61350.1575.00000.00000	Bank Service Charges Ancillary Expe	A804A	-
61350.1580.00000.00000	Bank Service Charges	A804A	-
61350.1630.00000.00000	Bank Service Charges Administration	A804A	6,186
61750.1100.00000.00000	Reimbursement MC and Other Assisted	A804A	-
62550.1630.45070.00000	Field Trips Administration Catering	A804A	-
62850.1630.10011.00000	Pet Care Administration Promotion a	A804A	-
62950.1630.00000.00000	Resident Gifts Administration	A804A	-
62950.1630.10008.00000	Resident Gifts Miscellaneous	A804A	-
62950.1630.10011.00000	Resident Gifts Administration Promo	A804A	-
62950.1630.45070.00000	Resident Gifts Administration Cater	A804A	-
63000.1630.00000.00000	Retreats Administration	A804A	-
63000.1630.45070.00000	Retreats Administration Catering	A804A	-
63200.1550.00000.00000	Volunteer Appreciation Recreation	A804A	-
63200.1590.00000.00000	Volunteer Appreciation Transportati	A804A	-
63200.1630.00000.00000	Volunteer Appreciation Administrati	A804A	-
63200.1630.21024.00000	Volunteer Appreciation Administrati	A804A	-
63250.1300.00000.00000	Acquisition Costs	A804A	-
63250.1630.00000.00000	Acquisition Costs-Admin--	A804A	-
63250.1630.45070.00000	Acquisition Costs Administration Ca	A804A	-
63300.1575.44130.00000	Administrative Expenses Ancillary E	A804A	-
63300.1630.10011.00000	Administrative Expenses Administrat	A804A	-
63300.1630.44130.00000	Administrative Expenses Administrat	A804A	-
63530.1630.10009.00000	Public Relations Administration Net	A804A	-
63655.1630.00000.00000	Bank Charges - Direct Administratio	A804A	(69)
63660.1630.00000.00000	Bank Services Charges Administratio	A804A	-
63661.1630.00000.00000	Bank Analysis Fee Administration	A804A	-
63750.1630.00000.00000	Contributions Administration	A804A	-
64100.1580.24199.00000	Gain/Loss on Routine Assets Mainten	A804A	-
64100.1630.00000.00000	Gain/Loss on Routine Assets-Admin--	A804A	-
64300.1630.10009.00000	Local Calls Administration Networki	A804A	-
64300.1630.10011.00000	Local Calls Promotion and Hospitali	A804A	-
65000.1630.10011.00000	Postage Administration Promotion an	A804A	-
65050.1630.00000.00000	Presidents Club-Admin--	A804A	2,043
65100.1630.10012.00000	Printing and Copying Administration	A804A	-
65150.1630.10011.00000	Professional Fees Administration Pr	A804A	-
65500.1630.10011.00000	Supplies Administration Promotion a	A804A	-
65500.1630.10099.00000	Supplies Administration Advertising	A804A	-

65500.1630.44130.00000	Supplies Administration Resident Re	A804A	-
65600.1630.10009.00000	Travel Administration Networking Ev	A804A	-
65600.1630.10011.00000	Travel Administration Promotion and	A804A	-
65600.1630.24102.00000	Travel Administration Turnover-Othe	A804A	-
65600.1630.44130.00000	Travel Admin Res Reimbursables	A804A	-
65650.1620.00000.00000	Trustee Fees	A804A	-
65650.1620.10009.00000	Trustee Fees Networking Events	A804A	-
65650.1630.00000.00000	Trustee Fees-Admin--	A804A	-
65800.1630.21012.00000	Beverage Cost Administration Equipm	A804A	-
66350.1530.00000.00000	Meals on Wheels Expense	A804A	-
66350.1630.00000.00000	Meals on Wheels Expense-Admin--	A804A	-
66750.1630.10011.00000	Education and Conventions Administr	A804A	-
66850.1100.21025.00000	Employee Appreciation Other	A804A	-
66850.1530.10008.00000	Employee Appreciation Miscellaneous	A804A	-
66850.1530.45070.00000	Employee Appreciation Catering	A804A	-
66850.1540.00000.00000	Employee Appreciation	A804A	611
66850.1540.10008.00000	Employee Appreciation Miscellaneous	A804A	-
66850.1540.21025.00000	Employee Appreciation Other	A804A	-
66850.1575.00000.00000	Employee Appreciation	A804A	-
66850.1575.44020.00000	Employee Appreciation Ancillary Exp	A804A	-
66850.1600.00000.00000	Employee Appreciation	A804A	-
66850.1610.00000.00000	Employee Appreciation Human Resourc	A804A	-
66850.1610.10008.00000	Employee Appreciation Human Resourc	A804A	-
66850.1620.10008.00000	Employee Appreciation Miscellaneous	A804A	-
66850.1620.10011.00000	Employee Appreciation Promotion and	A804A	-
66850.1630.00000.00000	Employee Appreciation Administratio	A804A	24,036
66850.1630.00000.00001	Employee Appreciation Administratio	A804A	-
66850.1630.10000.00000	Employee Apprec Admin Brochures & C	A804A	-
66850.1630.10001.00000	Employee Appreciation Contract Serv	A804A	-
66850.1630.10003.00000	Employee Appreciation Market Resear	A804A	-
66850.1630.10008.00000	Employee Appreciation Administratio	A804A	-
66850.1630.10009.00000	Employee Appreciation Administratio	A804A	-
66850.1630.10011.00000	Employee Appreciation Administratio	A804A	-
66850.1630.10015.00000	Employee Appreciation-Admin-Promoti	A804A	-
66850.1630.10099.00000	Employee Appreciation Advertising D	A804A	-
66850.1630.19909.00000	Employee Appreciation Administratio	A804A	-
66850.1630.20002.00000	Employee Appreciation Administratio	A804A	-
66850.1630.21024.00000	Employee Appreciation Office Equipm	A804A	-
66850.1630.21025.00000	Employee Appreciation-Admin-Other-	A804A	-
66850.1630.43100.00000	Employee Appreciation Pharmacy	A804A	-
66850.1630.44020.00000	Employee Appreciation Administratio	A804A	-
66850.1630.44060.00000	Employee Appreciation Haircare	A804A	-
66850.1630.44140.00000	Employee Appreciation Administratio	A804A	-
66850.1630.45070.00000	Employee Appreciation Catering	A804A	-
66850.1640.00000.00000	Employee Appreciation Non Departmen	A804A	-
66850.5000.00000.00000	Employee Appreciation Executive - C	A804A	-
66850.6130.00000.00000	Employee Appreciation Reimbursement	A804A	-
66850.7040.00000.00000	Employee Appreciation Operations	A804A	-
67000.1630.10011.00000	Membership Fees and Dues Administra	A804A	-
67450.1630.10015.00000	Training Materials-Admin-Promotiona	A804A	-
67850.1530.00000.00000	Legal Diet Svcs	A804A	-
67850.1540.00000.00000	Legal Activities	A804A	-
67850.1630.00000.00000	Legal Administration	A804A	-
67950.1620.00000.00000	Penalties	A804A	-
67950.1630.00000.00000	Penalties-Admin--	A804A	-
67950.6500.00000.00000	Penalties Tax	A804A	-
68000.1100.00000.00000	Taxes - Income Federal	A804A	-
68000.1630.00000.00000	Taxes - Income Federal	A804A	-
69000.1530.45080.00000	Pool Contract Dietary Services Coun	A804A	-
69000.1630.00000.00000	Pool Contract Administration	A804A	-
69100.1630.10099.00000	Small Equipment Administration Adve	A804A	-
69150.1630.10011.00000	Storage Rentals-Admin-Promotion and	A804A	-
69500.1630.10011.00000	Wireless Service Promotion and Hosp	A804A	-
69650.1100.00000.00000	Advertising Assisted Living	A804A	-
69650.1575.10010.00000	Advertising Ancillary Expense Newsl	A804A	-
69650.1600.10009.00000	Advertising Security Networking Eve	A804A	-
69650.1610.10007.00000	Advertising Human Resources Media	A804A	-
69650.1610.10099.00000	Advertising Human Resources Adverti	A804A	-
69650.1630.10000.00000	Advertising Administration Brochure	A804A	-
69650.1630.10001.00000	Advertising Administration Contract	A804A	-
69650.1630.10002.00000	Advertising Administration Direct m	A804A	-
69650.1630.10012.00000	Advertising Administration Signage	A804A	-
69690.1630.10011.00000	Programing Supplies Promotion and H	A804A	-
70550.1630.00000.00000	Benefits - Associate Relations Admi	A804A	-
70610.1610.00000.00000	Benefits - Empl Apprec Prgm Human R	A804A	-
70610.1630.00000.00000	Benefits - Empl Apprec Prgm Adminis	A804A	1,999
71010.1540.00000.00000	Canada Income Tax	A804A	-
71010.1590.00000.00000	Canada Income Tax Transportation	A804A	-
71010.1630.00000.00000	Canada Income Tax Administration	A804A	-
75020.8000.00000.00000	Rental Expense Development	A804A	-

76025.1640.00000.00000	Tax - Appeal Fees Non Department	A804A	-
80183.1650.00000.00000	Realized FX gain/loss Investment Fa	A804A	-
80184.1999.00000.20100	Unrealized FX gain/loss FX Gain(Los	A804A	-
80184.1999.00000.20101	Unrealized FX gain/loss FX Gain(Los	A804A	-
80184.8900.00000.20100	Unrealized FX gain/loss Non Departm	A804A	-
80300.1650.00000.00000	Extraordinary Expenses Investment F	A804A	-
80300.1650.00000.00001	Extraordinary Expenses Investment F	A804A	-
85100.1650.30120.30000	Other Income - PreOpening Comm-Inve	A804A	-
60150.1300.00000.31200	Bad Debt Write-Offs Health Care Medicare B	A804A	1,897
60150.1630.00000.31200	Bad Debt Write-Offs Administration Medicare B	A804A	-
60200.1630.00000.33000	Bad Debt Reserve Administration Insurance/Other	A804A	(77,983)
62950.1575.00000.00000	Resident Gifts Ancillary	A804A	-
60150.1630.00000.32000	Bad Debt Write-Offs Administration Medicaid	A804A	37,864
50000.1575.43120.00000	Ancillary Expense Ancillary Valet	A804A	-
79950.1640.00000.00000	Legal Settlements Non Department	A804A	-
61350.1630.00000.00000.01	CAS-Bank Charges Administration	A804A	-
88900.1650.00000.00000	Other non-operating income/exp Inve	A804A	-
88900.1650.00000.00000.01	Other non-operating income/exp Investment Factors	A804A	-
67850.1630.00000.00000.01	Legal Administration	A804A	-
67950.1580.00000.00000	Penalties Maintenance	A804A	-
67850.1630.56001.00000	Legal - Administration - Real Estate/Development	A804A	-
67850.1630.56002.00000	Legal - Administration - HR/Comp Advice	A804A	-
67850.1630.56014.00000	Legal - Administration - Regulatory/Licensing	A804A	37,752
67850.1630.56016.00000	Legal - Administration - Operations Legal Support	A804A	13,443
67850.1630.56015.00000	Legal - Administration - Residency Agreements	A804A	1,670
67850.1630.56016.00000.01	Legal - Administration - Operations Legal Support	A804A	-
67850.1630.56006.00000	Legal - Administration - Intellectual property/Trademark	A804A	-
83100.1650.11080.00000	ED Pre-Open Bonus Investment Factors ED Annual Bonus	A804A	-
Total A8 OFFSET - ADMIN & GENERAL EXPENSES			451,622.00

A805A	A8 OFFSET - MAINT & REPAIR EXPENSES	A805A	-
50000.1575.44000.00000	Ancillary Expense Ancillary Expense Cable TV	A805A	-
50000.1575.44090.00000	Ancillary Expense Ancillary Expense Maintenance	A805A	231
60200.1580.21018.00000	Bad Debt Reserve Maintenance HVAC	A805A	-
60200.1580.21025.00000	Bad Debt Reserve Maintenance Other	A805A	-
60270.1580.24101.00000	Maintenance Suite Turnover Maintenance Turnover-Flooring(AL/HC/Rem)	A805A	1,173
60270.1580.24102.00000	Maintenance Suite Turnover Maintenance Turnover-Other	A805A	36,073
60207.1580.24100.00000	Reserve Maintenance Turnover-Paint,	A805A	-
60250.1500.24102.00000	Repairs - Contracted Therapy Servic	A805A	-
60250.1530.21030.00000	Repairs - Contracted Dietary Servic	A805A	-
60250.1530.24103.00000	Repairs - Contracted Dietary Servic	A805A	-
60250.1560.24101.00000	Repairs - Contracted Housekeeping T	A805A	-
60250.1560.24103.00000	Repairs - Contracted Housekeeping T	A805A	-
60250.1580.21030.00000	Repairs - Contracted-Maintenance-Po	A805A	-
60250.1580.24100.00000	Repairs - Contracted Maintenance T/	A805A	-
60250.1580.24101.00000	Repairs - Contracted Maintenance T/	A805A	-
60250.1580.24102.00000	Repairs - Contracted Maintenance T/	A805A	-
60250.1580.24103.00000	Repairs - Contracted Maintenance Tu	A805A	-
60250.1630.21030.00000	Repairs - Contracted Admin Pool & S	A805A	-
60250.1630.24102.00000	Repairs - Contracted Administration	A805A	-
60251.1300.24100.00000	Repairs - Supplies Health Care Turn	A805A	-
60251.1530.24100.00000	Repairs - Supplies Dietary Services	A805A	-
60251.1550.24100.00000	Repairs - Supplies-Recreation-T/O -	A805A	-
60251.1560.24100.00000	Repairs - Supplies Housekeeping Tur	A805A	-
60251.1560.24102.00000	Repairs - Supplies Housekeeping Tur	A805A	-
60251.1580.21030.00000	Repairs - Supplies Maintenance Pool	A805A	-
60251.1580.24100.00000	Repairs - Supplies-Maintenance-T/O	A805A	-
60251.1580.24101.00000	Repairs - Supplies T/O - Flooring	A805A	-
60251.1580.24102.00000	Repairs - Supplies-Maintenance-T/O	A805A	-
60251.1580.24102.00001	Repairs - Supplies Maintenance T/O	A805A	-
60251.1580.24103.00000	Repairs - Supplies Maintenance Turn	A805A	-
60251.1630.24102.00000	Repairs - Supplies Administration T	A805A	-
60270.1200.00000.00000	Repairs: Ste TO Remin	A805A	-
60270.1530.00000.00000	Repairs: Suite Turnover Dietary Ser	A805A	-
60270.1530.24103.00000	Repairs: Suite Turnover Dietary Ser	A805A	-
60270.1560.00000.00000	Repairs: Suite Turnover Housekeepin	A805A	-
60270.1570.24101.00000	Repairs: Suite Turnover Laundry Tur	A805A	-
60270.1580.00000.00000	Repairs: Suite Turnover Maintenance	A805A	-
60270.1580.20001.00000	Repairs: Suite Turnover Maintenance	A805A	-
60270.1580.20002.00000	Repairs: Suite Turnover Maintenance	A805A	-
60270.1580.21004.00000	Repairs: Suite Turnover Maintenance	A805A	-
60270.1580.21005.00000	Repairs: Suite Turnover Maintenance	A805A	-
60270.1580.21006.00000	Repairs: Suite Turnover Maintenance	A805A	-
60270.1580.21008.00000	Repairs: Suite Turnover Maintenance	A805A	-
60270.1580.21009.00000	Repairs: Suite Turnover Maintenance	A805A	-
60270.1580.21014.00000	Repairs: Ste TO Maint Fire & Life S	A805A	-
60270.1580.21016.00000	Repairs: Suite Turnover Maintenance	A805A	-
60270.1580.21019.00000	Repairs: Suite Turnover Maintenance	A805A	-
60270.1580.21020.00000	Repairs: Suite Turnover Maintenance	A805A	-
60270.1580.21021.00000	Repairs: Ste TO Maint Kitchen Equip	A805A	-

60270.1580.21022.00000	Repairs: Ste TO Maint Laundry Equip	A805A	-
60270.1580.21025.00000	Repairs: Suite Turnover Maintenance	A805A	-
60270.1580.21029.00000	Repairs: Ste TO Maint PM System	A805A	-
60270.1580.21031.00000	Repairs: Suite Turnover Maintenance	A805A	-
60270.1580.21033.00000	Repairs: Ste TO Maint Telephone	A805A	-
60270.1580.22006.00000	Repairs: Ste TO Maint Small Tool &	A805A	-
60270.1580.24000.00000	Repairs: Ste TO Maint Chemicals	A805A	-
60270.1580.24001.00000	Repairs: Suite Turnover Maintenance	A805A	-
60270.1580.24100.00000	Repairs: Suite Turnover Maintenance	A805A	5,401
60270.1580.24101.99000	Repairs: Ste TO Maint TO-Floor(AL/H	A805A	-
60270.1580.24101.99006	Repairs: Ste TO Maint TO-Floor(AL/H	A805A	-
60270.1580.24103.00000	Repairs: Suite Turnover Maintenance	A805A	-
60270.1580.99020.00000	Repairs: Suite Turnover Maintenance	A805A	-
60270.1630.00000.00000	Repairs: Suite Turnover Administrat	A805A	-
60275.1580.24102.00000	Corporate Systems Maintenance Turno	A805A	-
60280.1580.24101.00000	Disaster Recovery Maint TO-Floor(AL	A805A	-
60280.1580.24103.00000	Disaster Recovery Maint TO-Floor (I	A805A	-
60290.1580.24101.00000	Business Initiatives Maintenance Tu	A805A	-
60300.1550.21030.00000	Maintenance Contracts Recreation Po	A805A	-
60300.1580.21030.00000	Maintenance Contracts-Maintenance-P	A805A	-
60300.1580.24100.00000	Maintenance Contracts Maintenance T	A805A	-
60300.1580.24101.00000	Maintenance Contracts Maintenance T	A805A	-
60300.1580.24102.00000	Maintenance Contracts Maintenance T	A805A	-
60300.1580.24103.00000	Maintenance Contracts Maintenance T	A805A	-
62800.1590.00000.00000	Mystery Shopper Transportation	A805A	-
62950.1580.00000.00000	Resident Gifts Maintenance	A805A	-
62950.1590.00000.00000	Resident Gifts Transportation	A805A	-
63000.1580.00000.00000	Retreats	A805A	-
63000.1580.21001.00000	Retreats Maintenance Alarm Monitori	A805A	-
63000.1580.21007.00000	Retreats Maintenance Duct Cleaning	A805A	-
63000.1580.21014.00000	Retreats Fire and Life Safety	A805A	-
63000.1580.21017.00000	Retreats Maintenance Hazardous Wast	A805A	-
63000.1580.21019.00000	Retreats Maintenance Plumbing	A805A	-
63000.1580.21025.00000	Retreats-Maintenance-Other-	A805A	-
63000.1580.21033.00000	Retreats Maintenance Telephone	A805A	-
63050.1575.00000.00000	Special Events	A805A	-
63050.1580.00000.00000	Special Events Maintenance	A805A	-
63050.1590.00000.00000	Special Events Transportation	A805A	-
63750.1580.00000.00000	Contributions-Maintenance--	A805A	-
63750.1600.00000.00000	Contributions Security	A805A	-
63800.1590.00000.00000	Corporate Conference Center-Transpo	A805A	-
63850.1590.00000.00000	Credit Card Charges Not Coded Trans	A805A	-
64000.1580.21030.00000	Data Services-Maintenance-Pool and	A805A	-
64100.1590.00000.00000	Gain/Loss on Routine Assets Trans	A805A	-
64800.1580.24103.00000	Non Capex Expense Maintenance Turno	A805A	-
65500.1580.21030.00000	Supplies-Maintenance-Pool and Spa-	A805A	-
65500.1580.24100.00000	Supplies Maintenance Turnover-Paint	A805A	-
60270.1575.24102.00000	Repairs: Suite Turnover Maintenance Turnover-Other	A805A	-
65500.1580.24101.00000	Supp Maint TO-Floor(AL/HC/Rem)	A805A	-
65500.1580.24102.00000	Supplies Maintenance T/O - Other	A805A	-
65500.1580.44130.00000	Supp Maint Res Reimbursables	A805A	-
65500.1590.10011.00000	Supplies Transportation Promotion a	A805A	-
65800.1580.21019.00000	Bev Cost Water & Alcohol Maint Plu	A805A	-
65800.1580.21025.00000	Beverage Cost Maintenance Other	A805A	-
66250.1580.24102.00000	Linen Maintenance Turnover-Other	A805A	-
66450.1580.24102.00000	Replacements Maintenance T/O - Othe	A805A	-
66850.1300.24199.00000	Employee Appreciation Health Care R	A805A	-
66850.1580.00000.00000	Employee Appreciation	A805A	54
66850.1580.10008.00000	Employee Appreciation Maintenance M	A805A	-
66850.1580.21001.00000	Employee Appreciation Maintenance A	A805A	-
66850.1580.21025.00000	Employee Appreciation Maintenance O	A805A	-
66850.1580.44140.00000	Employee Appreciation Maintenance S	A805A	-
66850.1590.21025.00000	Employee Appreciation-Transport-Oth	A805A	-
66850.1630.24199.00000	Employee Appreciation Rep and Maint	A805A	-
68200.1590.44130.00000	Auto Allowances Resident Reimbursab	A805A	-
68300.1540.10011.00000	Auto Repair Activities Promotion an	A805A	-
68350.1300.00000.00000	Cable TV Health Care	A805A	-
68350.1530.00000.00000	Cable TV Dietary Services	A805A	-
68350.1540.00000.00000	Cable TV Activities	A805A	-
68350.1560.21005.00000	Cable TV Housekeeping Carpet Mainte	A805A	-
68350.1575.00000.00000	Cable TV-Ancillary Expense--	A805A	-
68350.1580.00000.00000	Cable TV Maintenance	A805A	-
68350.1580.10001.00000	Cable TV Maintenance Contract Servi	A805A	-
68350.1580.21006.00000	Cable TV Communications	A805A	-
68350.1580.21026.00000	Cable TV Other Equipment	A805A	-
68350.1580.44000.00000	Cable TV Maintenance Cable TV	A805A	-
68350.1590.00000.00000	Cable TV Transportation	A805A	-
68350.1630.00000.00000	Cable TV Administration	A805A	29,761
68350.1630.21025.00000	Cable TV Other	A805A	-
68350.1630.21026.00000	Cable TV Administration Other Equip	A805A	-

68350.1630.44000.00000	Cable TV Administration Cable TV	A805A	-
68660.1580.00000.00000	Dry Cleaning-Maintenance--	A805A	-
68750.1630.44000.00000	ISP/DSL/Cable Connections Administr	A805A	-
69000.1580.00000.00000	Pool Contract	A805A	-
69000.1580.21025.00000	Pool Contract Other	A805A	-
69000.1580.21028.00000	Pool Contract 21028	A805A	-
69000.1580.21030.00000	Pool Contract-Maintenance-Pool and	A805A	-
69000.1590.00000.00000	Pool Contract Transportation	A805A	-
69450.1580.10011.00000	Vehicle Expense Maintenance Promoti	A805A	-
69460.1590.10011.00000	Vehicle Gas/Oil-Transport-Promotion	A805A	-
69650.1580.10011.00000	Advertising-Maintenance-Promotion a	A805A	-
69650.1590.10011.00000	Advertising Transportation Promotio	A805A	-
63050.1580.11002.00000	Special Events Maintenance Other Special Events	A805A	-
63050.1590.11002.00000	Special Events Transportation Other Special Events	A805A	-
60250.1630.21025.00000	Maintenance Repairs & Services Administration Other	A805A	-
60250.1530.21021.00000	Maintenance Repairs & Services Dietary Services Kitchen Equipment	A805A	-
69650.1600.10007.00000	Advertising Security Media	A805A	-
50000.1575.44090.00000.01	Ancillary Expense Ancillary Maintenance	A805A	-
60270.1580.24101.00000.01	Maintenance Suite Turnover Maintenance Turnover-Flooring(AL/HC/Rem)	A805A	-
60270.1580.24102.00000.01	Maintenance Suite Turnover Maintenance Turnover-Other	A805A	-
68350.1630.00000.00000.01	Cable TV Administration	A805A	-
69650.1580.10099.00000	Marketing Expense Maintenance Advertising Default	A805A	-
Total A8 OFFSET - MAINT & REPAIR EXPENSES			72,693.00

A806A	A8 OFFSET - LAUNDRY & LINEN EXPENSES		
50000.1100.44030.00000	Ancillary Expense Assisted Living D	A806A	-
50000.1300.44030.00000	Ancillary Expense Health Care Dry C	A806A	-
50000.1530.44030.00000	Ancillary Expense Dry Cleaning	A806A	-
50000.1630.44030.00000	Ancillary Expense Dry Cleaning	A806A	-
60300.1570.21030.00000	Maintenance Contracts Laundry Pool	A806A	-
66250.1550.00000.00000	Linen Recreation	A806A	-
66250.1570.24101.00000	Linen Laundry Turnover-Flooring(AL/	A806A	-
66250.1570.44030.00000	Linen Laundry Dry Cleaning	A806A	-
68660.1200.00000.00000	Dry Cleaning	A806A	-
68660.1530.00000.00000	Dry Cleaning	A806A	-
68660.1570.00000.00000	Dry Cleaning-Laundry--	A806A	-
68660.1570.21030.00000	Laundry - Contract Laundry Pool and	A806A	-
68660.1620.00000.00000	Dry Cleaning	A806A	-
68660.1630.00000.00000	Dry Cleaning	A806A	-
68660.1630.44030.00000	Dry Cleaning Dry Cleaning	A806A	-
68660.1630.44130.00000	Laundry - Contract Admin Res Reimbu	A806A	-
Total A8 OFFSET - LAUNDRY & LINEN EXPENSES			0.00

A807A	A8 OFFSET - HOUSEKEEPING EXPENSES		
50000.1560.44130.00000	Ancillary Expense Housekeeping Resi	A807A	-
60300.1560.21030.00000	Maintenance Contracts Housekeeping	A807A	-
62950.1560.00000.00000	Resident Gifts Housekeeping	A807A	-
62950.1560.21025.00000	Resident Gifts Housekeeping Other	A807A	-
62950.1560.40000.00000	Resident Gifts Housekeeping Level 1	A807A	-
63050.1560.00000.00000	Special Events	A807A	-
63050.1560.21025.00000	Special Events Hskp Other	A807A	-
65500.1560.24100.00000	Supplies Housekeeping Turnover-Pain	A807A	-
65500.1560.24101.00000	Supplies Housekeeping T/O - Floorin	A807A	-
65500.1560.44130.00000	Supplies Housekeeping Resident Reim	A807A	-
66450.1560.24102.00000	Replacements Housekeeping Turnover-	A807A	-
66850.1560.00000.00000	Employee Appreciation Housekeeping	A807A	-
66850.1560.10008.00000	Employee Appreciation-Housekeeping-	A807A	-
66850.1560.21025.00000	Employee Appreciation Housekeeping	A807A	-
68650.1560.21030.00000	Housekeeping - Contracts Housekeepi	A807A	-
68650.1580.24100.00000	Housekeeping - Contracts Maintenanc	A807A	-
68650.1580.24102.00000	Housekeeping - Contracts Maintenanc	A807A	-
68650.1630.44000.00000	Housekeeping - Contracts Administra	A807A	-
68660.1560.00000.00000	Dry Cleaning-Housekeeping--	A807A	-
69650.1560.10011.00000	Advertising Housekeeping Promotion	A807A	-
69650.1580.10009.00000	Advertising Maintenance Networking	A807A	-
Total A8 OFFSET - HOUSEKEEPING EXPENSES			0.00

A808A	A8 OFFSET - DIETARY EXPENSES		
60350.1530.44030.00000	Food Product Dry Cleaning	A808A	-
60350.1530.45060.00000	Food Product Dietary Services Liquo	A808A	-
60350.1580.21030.00000	Food Product Maintenance Pool and S	A808A	-
60350.1580.24100.00000	Food Product Maintenance T/O - Pain	A808A	-
60350.1580.24102.00000	Food Product Maintenance Turnover-O	A808A	-
60355.1100.00000.00000	Food Product - Beverage	A808A	-
60355.1300.00000.00000	Food Product - Beverage Health Care	A808A	-
60355.1300.45070.00000	Food Product - Beverage Health Care	A808A	-
60355.1400.00000.00000	Food Product - Beverage Home Health	A808A	-
60355.1530.00000.00000	Food Product - Beverage Dietary Ser	A808A	-
60355.1530.10008.00000	Food Product - Beverage Dietary Ser	A808A	-
60355.1530.10011.00000	Food Product - Beverage-Dietary Ser	A808A	-

60355.1530.15043.00000	Food Product - Beverage Dietary Ser	A808A	-
60355.1530.21025.00000	Food Product - Beverage Other	A808A	-
60355.1530.24199.00000	Food Product - Beverage Dietary Ser	A808A	-
60355.1530.43100.00000	Food Product - Beverage Dietary Ser	A808A	-
60355.1530.44140.00000	Food Product - Beverage Supplies	A808A	-
60355.1530.45070.00000	Food Product - Beverage Catering	A808A	-
60355.1540.00000.00000	Food Product - Beverage Activities	A808A	-
60355.1540.21025.00000	Food Product - Beverage Other	A808A	-
60355.1540.45070.00000	Food Product - Beverage Activities	A808A	-
60355.1550.00000.00000	Food Product - Beverage Recreation	A808A	-
60355.1560.00000.00000	Food Product - Beverage Housekeepin	A808A	-
60355.1575.00000.00000	Food Product - Beverage Ancillary E	A808A	-
60355.1580.00000.00000	Food Product - Beverage Maintenance	A808A	-
60355.1580.21021.00000	Food Product - Beverage Maintenance	A808A	-
60355.1620.00000.00000	Food Product - Beverage	A808A	-
60355.1630.00000.00000	Food Product - Beverage	A808A	-
60355.7090.00000.00000	Food Product - Beverage Sales & Mar	A808A	-
60355.7210.00000.00000	Food Product - Beverage Sales Train	A808A	-
63050.1530.00000.00000	Special Events Dietary Services	A808A	-
63050.1530.10008.00000	Special Events Diet Svcs Misc	A808A	-
63050.1530.10099.00000	Special Events Dietary Services Adv	A808A	-
63050.1530.15042.00000	Special Events Diet Svcs ALCOHOL	A808A	-
63050.1530.15044.00000	Special Events Diet Svcs BEVERAGE ;	A808A	-
63050.1530.16015.00000	Special Events Diet Svcs TABLE LINE	A808A	-
63050.1530.44070.00000	Special Events Diet Svcs Laundry	A808A	-
63050.1530.45070.00000	Special Events Dietary Services Cat	A808A	-
63050.1550.45070.00000	Special Events Recreation Catering	A808A	-
63650.1530.00000.00000	Check Fees Dietary Services	A808A	-
63750.1530.00000.00000	Contributions-Dietary Services--	A808A	-
65300.1530.45030.00000	Referral Cost Dietary Services Meal	A808A	-
65300.1530.45080.00000	Referral Cost Dietary Services Coun	A808A	-
65500.1530.10099.00000	Supplies Advertising Default	A808A	-
65650.1530.00000.00000	Trustee Fees Diet Svcs	A808A	-
65800.1300.44140.00000	Beverage Cost Supplies	A808A	-
65800.1530.00000.00000	Beverage Cost Dietary Services	A808A	4,413
65800.1530.10008.00000	Beverage Cost Miscellaneous	A808A	-
65800.1530.15006.00000	Bev Cost Water & Alcohol Diet Svcs	A808A	-
65800.1530.15007.00000	Bev Cost Water & Alcohol Diet Svcs	A808A	-
65800.1530.15042.00000	Bev Cost Water & Alcohol Diet Svcs	A808A	-
65800.1530.15044.00000	Bev Cost Water & Alcohol Diet Svcs	A808A	-
65800.1530.15046.00000	Bev Cost Water & Alcohol Diet Svcs	A808A	-
65800.1530.21025.00000	Beverage Cost Other	A808A	-
65800.1530.43100.00000	Beverage Cost Pharmacy	A808A	-
65800.1530.45070.00000	Beverage Cost Catering	A808A	-
65800.1560.00000.00000	Beverage Cost	A808A	-
65800.1580.21028.00000	Beverage Cost 21028	A808A	-
65800.1630.00000.00000	Beverage Cost	A808A	-
65800.1630.45070.00000	Beverage Cost Administration Cateri	A808A	-
66000.1530.00000.00000	Display Plate Cost Dietary Services	A808A	-
66100.1530.00000.00000	Food Cost Promo-Dietary Services--	A808A	-
66100.1540.00000.00000	Food Cost Promo Activities	A808A	-
66150.1530.50130.00000	Food Expense Dietary Services Speci	A808A	-
66150.1575.44050.00000	Food Expense Ancillary Expense Gift	A808A	-
66150.1575.44130.00000	Food Exp Ancillary Exp Res Reimburs	A808A	-
66150.1630.10011.00000	Food Expense Administration Promoti	A808A	-
66150.1630.44130.00000	Food Exp Admin Res Reimbursables	A808A	-
66450.1530.10015.00000	Replacements-Dietary Services-Promo	A808A	-
66500.1100.00000.00000	Ticket Meals	A808A	-
66500.1100.45070.00000	Ticket Meals Catering	A808A	-
66500.1300.00000.00000	Ticket Meals	A808A	-
66500.1350.00000.00000	Ticket Meals Wellness	A808A	-
66500.1530.00000.00000	Ticket Meals Dietary Services	A808A	861
66500.1530.60350.00000	Ticket Meals Dietary Services Refin	A808A	-
66500.1540.00000.00000	Ticket Meals Activities	A808A	-
66500.1560.00000.00000	Ticket Meals-Housekeeping--	A808A	-
66500.1560.21025.00000	Ticket Meals Housekeeping Other	A808A	-
66500.1560.24000.00000	Ticket Meals Hskp Chemicals	A808A	-
66500.1560.24001.00000	Ticket Meals-Housekeeping-Paper and	A808A	-
66500.1580.10011.00000	Ticket Meals Maint Events & Hospita	A808A	-
66500.1590.21025.00000	Ticket Meals Transportation Other	A808A	-
66500.1620.00000.00000	Ticket Meals	A808A	-
66500.1630.00000.00000	Ticket Meals	A808A	-
66500.1630.10009.00000	Ticket Meals Administration Network	A808A	-
66850.1530.00000.00000	Employee Appreciation-Dietary Servi	A808A	189
66850.1530.15009.00000	Employee Apprec Diet Svcs C&Y	A808A	-
66850.1530.24199.00000	Employee Appreciation Dietary Servi	A808A	-
66900.1530.00000.00000	Homework Project-Dietary Services--	A808A	-
69650.1530.10008.00000	Advertising Dietary Services Miscel	A808A	-
70620.1530.00000.00000	Employee Settlement Dietary Services	A808A	-
67800.1530.00000.00000	Homeowner Association - Dietary Services	A808A	-

65800.1580.00000.00000	Liquor Costs Maintenance	A808A	-
Total A8 OFFSET - DIETARY EXPENSES			5,463.00
A813A	A8 OFFSET - SOCIAL SERVICES EXPENSES		
50000.1540.44130.00000	Ancillary Expense Activities Reside	A813A	-
50000.1540.44130.30000	Ancillary Exp Activities Res Reimbu	A813A	-
62450.1540.10011.00000	Arts and Crafts-Activities-Promotio	A813A	-
62500.1540.10009.00000	Entertainers Activities Networking	A813A	-
62500.1540.10011.00000	Entertainers Activities Promotion a	A813A	-
62500.1540.10099.00000	Entertainers Activities Advertising	A813A	-
62550.1540.44130.00000	Field Trips Activities Resident Rei	A813A	-
62850.1540.10011.00000	Pet Care-Activities-Promotion and H	A813A	-
62950.1540.00000.00000	Resident Gifts-Activities--	A813A	-
62950.1540.10008.00000	Resident Gifts Activities Miscellan	A813A	-
62950.1540.21025.00000	Resident Gifts-Activities-Other-	A813A	-
62950.1540.21040.00000	Resident Gifts Activities Resident	A813A	-
62950.1540.44130.00000	Resident Gifts Activities Resident	A813A	-
62950.1540.45070.00000	Resident Gifts Activities Catering	A813A	-
62950.1540.50000.00000	Res Gifts Activities Activities	A813A	-
63000.1540.00000.00000	Retreats Activities	A813A	-
63050.1540.10011.00000	Special Events-Activities-Promotion	A813A	-
63050.1540.10099.00000	Special Events Advertising Default	A813A	-
63050.1540.44050.00000	Special Events Gift Shop	A813A	-
63050.1540.44110.00000	Special Events Other Reimbursement	A813A	-
63050.1540.44130.00000	Special Events Activities Resident	A813A	-
63050.1540.45070.00000	Special Events Activities Catering	A813A	-
63200.1540.00000.00000	Volunteer Appreciation Activities	A813A	-
63200.1540.10011.00000	Volunteer Appreciation-Activities-P	A813A	-
63200.1540.21025.00000	Volunteer Appreciation-Activities-O	A813A	-
63250.1540.00000.00000	Acquisition Costs Activities	A813A	-
63750.1540.00000.00000	Contributions Activities	A813A	-
63750.1540.10008.00000	Contributions-Activities-Miscellane	A813A	-
63750.1540.21025.00000	Contributions-Activities-Other-	A813A	-
65500.1540.10011.00000	Supp Activities Events & Hospitalit	A813A	-
65650.1540.00000.00000	Trustee Fees Activities	A813A	-
65800.1540.00000.00000	Beverage Cost-Activities--	A813A	417
65800.1540.45070.00000	Beverage Cost Activities Catering	A813A	-
66300.1540.10011.00000	Meals and Entertainment Activities	A813A	-
66300.1540.44130.00000	Meals and Entertainment Activities	A813A	-
68950.1540.44130.00000	Outside Services Activities Residen	A813A	-
69000.1540.00000.00000	Pool Contract-Activities--	A813A	-
69000.1550.00000.00000	Pool Contract-Recreation--	A813A	-
69460.1540.10011.00000	Vehicle Gas/Oil-Activities-Promotio	A813A	-
69650.1540.10007.00000	Advertising Activities Media	A813A	-
69650.1540.10008.00000	Advertising-Activities-Miscellaneou	A813A	-
69650.1540.10009.00000	Advertising Activities Networking E	A813A	-
69650.1540.10010.00000	Advertising Activities Newsletters	A813A	-
69650.1540.10099.00000	Advertising-Activities-Advertising	A813A	-
69690.1540.10011.00000	Programing Supplies-Activities-Prom	A813A	-
69690.1540.44130.00000	Programing Supplies Resident Reimbu	A813A	-
Total A8 OFFSET - SOCIAL SERVICES EXPENSES			417.00
A816A	A8 OFFSET - SKILLED NURSING EXPENSES		
42200.1300.55160.33000	Other Resident Income Other Income	A830A	-
50000.1200.44130.00000	Ancillary Expense Reminiscence Resi	A830A	-
50000.1300.44130.00000	Ancillary Expense Health Care Resid	A830A	-
50000.1300.44130.30000	Ancillary Expense Health Care Resid	A830A	-
50000.1350.44130.00000	Ancillary Expense Wellness Resident	A830A	-
50000.1575.44130.00000	Ancillary Expense Ancillary Expense	A830A	-
50000.1575.44130.30000	Ancillary Expense Ancillary Expense	A830A	-
51000.1575.44130.00000	Therapy Expense Ancillary Expense R	A830A	-
60300.1300.21030.00000	Maintenance Contracts Pool and Spa	A830A	-
62950.1300.00000.00000	Resident Gifts Health Care	A830A	-
62950.1300.10004.00000	Resident Gifts Health Care Marketin	A830A	-
62950.1300.10008.00000	Resident Gifts-Health Care-Miscella	A830A	-
63050.1300.00000.00000	Special Events	A830A	-
63050.1300.43100.00000	Special Events Health Care Pharmacy	A830A	-
63050.1500.00000.00000	Special Events Therapy Services	A830A	-
63050.1575.21000.00000	Special Events Ancillary Expense Ad	A830A	-
63850.1300.00000.00000	Credit Card Charges Not Coded Healt	A830A	-
65500.1300.10011.00000	Supplies Health Care Promotion and	A830A	-
65500.1300.24102.00000	Supplies Health Care T/O - Other	A830A	-
65500.1300.44130.00000	Supplies-Health Care-Resident Reimb	A830A	-
65800.1300.00000.00000	Beverage Cost Health Care	A830A	-
65800.1550.00000.00000	Beverage Cost Recreation	A830A	-
66300.1575.44130.00000	Meals and Entertainment Ancillary E	A830A	-
66850.1300.00000.00000	Employee Appreciation Health Care	A830A	1,832
66850.1300.10008.00000	Employee Appreciation Miscellaneous	A830A	-
66850.1300.10011.00000	Employee Appreciation Health Care P	A830A	-
66850.1300.43100.00000	Employee Appreciation Health Care P	A830A	-

66850.1300.45070.00000	Employee Appreciation Health Care C	A830A	-
67750.1300.00000.00000	Federal Income Tax Prov Health Care	A830A	-
67950.1300.00000.00000	Penalties HC	A830A	-
69650.1300.10011.00000	Advertising Health Care Promotion a	A830A	-
50000.1575.44200.00000	Ancillary Expense Ancillary Expense Resident Specialty Purchase	A830A	395
50000.1575.44210.00000	Ancillary Expense Ancillary Expense DSSI Resident Special Orders	A830A	1
50000.1575.44200.00000.01	Ancillary Expense Ancillary Resident Activities/Outings	A830A	-
70620.1300.00000.00000	Employee Settlement - Health Care	A830A	-
69650.1300.10099.00000	Marketing Expense Health Care Advertising Default	A830A	-
Total A8 OFFSET - SKILLED NURSING EXPENSES			2,228.00

A819A	A8 OFFSET - OTHER LONG TERM CARE EXP		
42200.1630.55160.33000	Other Resident Income Other Income	A833A	-
50000.1000.44130.00000	Ancillary Exp I/L Res Reimbursables	A833A	-
50000.1100.44130.00000	Ancillary Expense-AL-Resident Reimb	A833A	-
50000.1400.44130.00000	Ancillary Expense Home Health Resid	A833A	-
50000.1500.44110.00000	Ancillary Expense Therapy Services	A833A	-
50000.1500.44130.00000	Ancillary Expense Therapy Services	A833A	-
50000.1550.44130.00000	Ancillary Expense Recreation Reside	A833A	-
50000.1575.44130.34000	Ancillary Exp Ancillary Exp Res Rei	A833A	-
50000.1580.44130.00000	Ancillary Expense Maintenance Resid	A833A	-
50000.1590.44130.00000	Ancillary Expense Transportation Re	A833A	-
50000.1590.44130.30000	Ancillary Expense Transportation Re	A833A	-
52000.1400.44130.00000	Home Health Exp Home Health Res Rei	A833A	-
52000.1575.44130.00000	Home Health Expense Resident Reimbu	A833A	-
62500.1575.44130.00000	Entertainers Ancillary Expense Resi	A833A	-
62950.1200.00000.00000	Resident Gifts Administration	A833A	-
70620.1100.00000.00000	Employee Settlement Administration	A833A	-
62900.1200.10011.00000	Rem Program-Rem-Promotion and Hospi	A833A	-
62950.1000.00000.00000	Resident Gifts	A833A	-
62950.1100.00000.00000	Resident Gifts Assisted Living	A833A	-
62950.1100.10003.00000	Resident Gifts Assisted Living Mark	A833A	-
62950.1100.10006.00000	Resident Gifts Assisted Living Mark	A833A	-
62950.1100.10008.00000	Resident Gifts Miscellaneous	A833A	-
62950.1100.10011.00000	Resident Gifts-AL-Promotion and Hos	A833A	-
62950.1100.21025.00000	Resident Gifts Other	A833A	-
62950.1100.24199.00000	Resident Gifts Assisted Living Rep	A833A	-
62950.1100.40000.00000	Res Gifts AL Level 1	A833A	-
62950.1100.43100.00000	Resident Gifts Assisted Living Phar	A833A	-
62950.1100.44050.00000	Resident Gifts Gift Shop	A833A	-
62950.1100.45070.00000	Resident Gifts Catering	A833A	-
62950.1350.00000.00000	Resident Gifts Wellness	A833A	-
62950.1400.00000.00000	Resident Gifts-Home Health--	A833A	-
62950.1530.00000.00000	Resident Gifts	A833A	-
62950.1550.00000.00000	Resident Gifts	A833A	-
62950.7050.00000.00000	Res Gifts Res Care	A833A	-
63050.1000.00000.00000	Special Events Independent Living	A833A	-
63050.1000.21025.00000	Special Events Independent Living O	A833A	-
63050.1100.00000.00000	Special Events	A833A	-
63050.1200.00000.00000	Special Events	A833A	-
63050.1200.10011.00000	Special Events Promotion and Hospit	A833A	-
63050.1350.10099.00000	Special Events Wellness Advertising	A833A	-
63050.1400.00000.00000	Special Events Home Health	A833A	-
63050.1550.00000.00000	Special Events Recreation	A833A	-
63050.1550.10008.00000	Special Events Recreation Misc	A833A	-
63050.1550.21025.00000	Special Events-Recreation-Other-	A833A	-
63200.1100.00000.00000	Volunteer Appreciation Assisted Liv	A833A	-
63200.1200.00000.00000	Volunteer Appreciation Reminiscence	A833A	-
63750.1100.00000.00000	Contributions-AL--	A833A	-
63750.1200.00000.00000	Contributions Reminiscence	A833A	-
65100.1100.10004.00000	Printing and Copying Assisted Livin	A833A	-
65500.1400.44130.00000	Supplies Resident Reimbursables	A833A	-
65500.1575.44130.00000	Supplies Ancillary Expense Resident	A833A	-
65800.1100.00000.00000	Beverage Cost Assisted Living	A833A	-
65800.1200.00000.00000	Beverage Cost Reminiscence	A833A	-
65800.1350.00000.00000	Beverage Cost Wellness	A833A	-
65800.1400.00000.00000	Bev Cost Water & Alcohol Home Heal	A833A	-
66850.1000.00000.00000	Employee Appreciation Independent L	A833A	-
66850.1100.00000.00000	Employee Appreciation-AL--	A833A	-
66850.1100.43100.00000	Employee Appreciation Assisted Livi	A833A	-
66850.1100.45070.00000	Employee Appreciation Assisted Livi	A833A	-
66850.1200.00000.00000	Employee Appreciation-Rem--	A833A	-
66850.1350.00000.00000	Employee Appreciation Wellness	A833A	-
66850.1400.00000.00000	Employee Appreciation Home Health	A833A	-
66850.1550.00000.00000	Employee Appreciation Recreation	A833A	-
66850.1550.44130.00000	Employee Appreciation Recreation Re	A833A	-
66850.1550.45070.00000	Employee Appreciation Recreation Ca	A833A	-
66850.7050.00000.00000	Employee Appreciation Resident Care	A833A	-
67950.1100.00000.00000	Penalties AL	A833A	-
69650.1100.10008.00000	Advertising Assisted Living Miscell	A833A	-

69650.1100.10011.00000	Advertising-AL-Promotion and Hospit	A833A	-
69650.1200.10008.00000	Advertising Reminiscence Miscellane	A833A	-
Total A8 OFFSET - OTHER LONG TERM CARE EXP			0.00
A825A	A8 OFFSET - PHYSICAL THERAPY EXPENSES		
51000.1500.44130.00000	Therapy Expense-Therapy Services-Re	A844A	-
66850.1500.00000.00000	Employee Appreciation Therapy Servi	A844A	-
Total A8 OFFSET - PHYSICAL THERAPY EXPENSES			0.00
A863A	A8 OFFSET - MARKETING EXPENSES		
60250.1580.24100.00001	Repairs - Contracted Maintenance T/	A895A	-
60250.1580.24101.00001	Repairs - Contracted Maintenance T/	A895A	-
60250.1580.24102.00001	Repairs - Contracted Maintenance T/	A895A	-
60250.1620.24102.00000	Repairs - Contracted Marketing Turn	A895A	-
60250.1620.24103.00000	Repairs - Contracted Marketing Turn	A895A	-
60350.1620.10006.00000	Food Product Marketing Marketing Pr	A895A	-
60350.1620.10015.00000	Food Product Marketing Promotional	A895A	-
61350.1620.00000.00000	Bank Service Charges Mrktg	A895A	-
61350.1630.00000.00001	Bank Service Charges Administration	A895A	-
62500.1620.10009.00000	Entertainers Marketing Networking E	A895A	-
62500.1620.10011.00000	Entertainers Marketing Promotion an	A895A	-
62500.1630.10011.00000	Entertainers Administration Promoti	A895A	-
62650.1620.10011.00000	Library Marketing Promotion and Hos	A895A	-
62950.1100.00000.00001	Resident Gifts Assisted Living	A895A	-
62950.1100.10004.00000	Resident Gifts-AL-Marketing Materia	A895A	-
62950.1620.00000.00000	Resident Gifts-Marketing--	A895A	-
62950.1620.00000.00001	Resident Gifts Marketing	A895A	-
62950.1620.10008.00000	Resident Gifts Marketing Miscellane	A895A	-
62950.1620.10009.00000	Resident Gifts Marketing Networking	A895A	-
62950.1620.10011.00000	Resident Gifts Promotion and Hospit	A895A	-
62950.1620.10015.00000	Resident Gifts Marketing Promotiona	A895A	-
62950.1620.44060.00000	Resident Gifts Marketing Haircare	A895A	-
62950.1620.45070.00000	Resident Gifts Catering	A895A	-
63000.1620.00000.00000	Retreats Marketing	A895A	-
63050.1620.00000.00000	Special Events Marketing	A895A	-
63050.1620.10006.00000	Special Events Marketing Marketing	A895A	-
63050.1620.10008.00000	Special Events Marketing Miscellane	A895A	-
63050.1620.10009.00000	Special Events-Marketing-Networking	A895A	-
63050.1620.10011.00000	Special Events Marketing Promotion	A895A	-
63050.1620.10015.00000	Special Events Marketing Promotiona	A895A	-
63050.1620.10099.00000	Special Events Marketing Advertisin	A895A	-
63050.1620.21025.00000	Special Events Marketing Other	A895A	-
63050.1620.24199.00000	Special Events Marketing Rep and Ma	A895A	-
63050.1620.44050.00000	Special Events Marketing Gift Shop	A895A	-
63050.1620.45070.00000	Special Events Marketing Catering	A895A	-
63200.1620.00000.00000	Volunteer Apprec Mrktg	A895A	-
63250.1630.00000.00001	Acquisition Costs Administration	A895A	-
63300.1620.10011.00000	Administrative Expenses Marketing P	A895A	-
63300.1620.10015.00000	Administrative Expenses Marketing P	A895A	-
63530.1620.10006.00000	Public Relations Marketing Marketin	A895A	-
63530.1620.10009.00000	Public Relations Marketing Networki	A895A	-
63530.1620.10011.00000	Public Relations Promotion and Hosp	A895A	-
63650.1620.10011.00000	Check Fees Marketing Promotion and	A895A	-
63750.1620.00000.00000	Contributions Marketing	A895A	-
63750.1620.10009.00000	Contributions Marketing Networking	A895A	-
63750.1620.10099.00000	Contributions Marketing Advertising	A895A	-
63750.1630.00000.00001	Contributions Administration	A895A	-
63750.1630.10009.00000	Contributions Networking Events	A895A	-
63850.1620.10011.00000	Credit Card Charges Not Coded-Marke	A895A	-
64200.1620.10011.00000	Internet Referral Service Marketing	A895A	-
64400.1620.10004.00000	Long Distance Marketing Marketing M	A895A	-
64700.1620.10011.00000	Mileage Reimbursement Marketing Pro	A895A	-
64750.1620.10011.00000	Misc Expense Marketing Promotion an	A895A	-
64850.1620.10011.00000	Office Supplies Marketing Promotion	A895A	-
65000.1620.10009.00000	Postage Marketing Networking Events	A895A	-
65050.1630.00000.00001	Recognition Programs Administration	A895A	-
65100.1620.10006.00000	Printing and Copying Marketing Mark	A895A	-
65100.1620.10009.00000	Printing and Copying Marketing Netw	A895A	-
65100.1620.10011.00000	Printing & Copying Mrktg Events & H	A895A	-
65100.1620.10099.00000	Printing and Copying Marketing Adve	A895A	-
65100.1630.10099.00000	Printing and Copying Administration	A895A	-
65150.1620.10009.00000	Professional Fees Marketing Network	A895A	-
65500.1620.10011.00000	Supplies Promotion and Hospitality	A895A	-
65600.1620.10009.00000	Travel Marketing Networking Events	A895A	-
65600.1620.10011.00000	Travel Marketing Promotion and Hosp	A895A	-
65600.1620.10015.00000	Travel Marketing Promotional Gifts	A895A	-
65650.1620.10011.00000	Trustee Fees Mrktg Events & Hospita	A895A	-
65800.1620.00000.00000	Beverage Cost Marketing	A895A	-
65800.1620.10006.00000	Bev Cost Water & Alcohol Mrktg Pro	A895A	-
65800.1620.10011.00000	Beverage Cost Marketing Promotion a	A895A	-

65800.1620.15044.00000	Beverage Cost Marketing BEVERAGE ;O	A895A	-
66150.1620.10004.00000	Food Expense Marketing Marketing Ma	A895A	-
66150.1620.10009.00000	Food Expense Marketing Networking E	A895A	-
66150.1620.10011.00000	Food Expense Marketing Promotion an	A895A	-
66300.1620.10011.00000	Meals and Entertainment Marketing P	A895A	-
66300.1630.10011.00000	Meals and Entertainment Administrat	A895A	-
66450.1620.10011.00000	Replacements Marketing Promotion an	A895A	-
66450.1630.10099.00000	Replacements Administration Adverti	A895A	-
66850.1610.00000.00001	Employee Appreciation Human Resourc	A895A	-
66850.1620.00000.00000	Employee Appreciation-Marketing--	A895A	-
66850.1620.10004.00000	Employee Appreciation Marketing Mar	A895A	-
66850.1620.44050.00000	Employee Appreciation Marketing Gif	A895A	-
66850.1630.10004.00000	Employee Appreciation Administratio	A895A	-
66850.1630.10006.00000	Employee Appreciation Administratio	A895A	-
67800.1580.21030.00000	Homeowner Association Pool and Spa	A895A	-
67850.1630.00000.00001	Legal Administration	A895A	-
69150.1620.10011.00000	Storage Rentals-Marketing-Promotion	A895A	-
69200.1620.10011.00000	Telephone Marketing Promotion and H	A895A	-
69460.1620.10011.00000	Vehicle Gas/Oil Marketing Promotion	A895A	-
69500.1620.10011.00000	Wireless Service Marketing Promotio	A895A	-
69600.1620.10011.00000	Activity Calendar and Newslett Prom	A895A	-
69650.1200.10011.00000	Advertising Promotion and Hospitali	A895A	-
69650.1530.10011.00000	Advertising Promotion and Hospitali	A895A	-
69650.1540.10011.00000	Advertising Promotion and Hospitali	A895A	-
69650.1600.10011.00000	Advertising Promotion and Hospitali	A895A	-
69650.1620.10009.00001	Advertising Marketing Networking Ev	A895A	-
69650.1620.10011.00000	Advertising Marketing Promotion and	A895A	-
69650.1620.10011.00001	Advertising Marketing Promotion and	A895A	-
69650.1620.10011.30000	Mrktg Exp Mrktg Events & Hospitalit	A895A	-
69650.1620.10015.00000	Advertising-Marketing-Promotional G	A895A	-
69650.1630.10011.00000	Advertising Promotion and Hospitali	A895A	-
69680.1300.10011.00000	Marketing Expense Health Care Promo	A895A	-
69680.1530.10011.00000	Mrktg Exp Diet Svcs Events & Hospit	A895A	-
69680.1540.10011.00000	Marketing Expense Promotion and Hos	A895A	-
69680.1620.10011.00000	Marketing Expense Marketing Promoti	A895A	-
69680.1620.10015.00000	Marketing Expense Promotional Gifts	A895A	-
69680.1620.24102.00000	Marketing Expense Marketing Turnove	A895A	-
69680.1630.10011.00000	Marketing Expense Promotion and Hos	A895A	-
69690.1620.10011.00000	Programing Supplies Marketing Promo	A895A	-
69700.1620.10011.00000	Promotion Rebate-Marketing-Promotio	A895A	-
70550.1620.00000.00000	Benefits - Associate Relations-Mark	A895A	-
70610.1630.00000.00001	Benefits - Empl Apprec Prgm Adminis	A895A	-
69650.1530.10052.00000	Marketing Expense Dietary Services Campaigh & Events	A895A	-
65950.1575.00000.00000	Country Store Cost Ancillary	A895A	-
69650.1620.10064.00000	Marketing Expense Marketing Direct Mail - Printing&Postage	A895A	-
69650.1620.10066.00000	Marketing Expense Marketing Photography and Virtual Tours	A895A	-
64810.1615.00000.00000	Model Room Accessories Sales	A895A	205
64810.1615.00000.00000.01	Model Room Accessories - Sales	A895A	-
63530.1630.00000.00000	Public Relations Administration	A895A	-
65700.1615.00000.00000	Uniforms Sales	A895A	-
70620.1615.00000.00000	Employee Settlement - Sales	A895A	-
67204.1615.00000.00000	Recruitment - Sales	A895A	-
71010.1630.00000.00001	Canada Income Tax Administration	A895A	-
Total A8 OFFSETS - MARKETING EXPENSES			205.00
IFTHEN2	IF NO RELATED COST OFFSET TO A&G	IFTHEN2	-
69700.1000.10022.30000	Promo Rent Rebate I/L Gen Move-in R	IFTHEN2	-
69700.1300.10022.30000	Promo Rent Rebate HC Gen Move-in R	IFTHEN2	-
Total A8 OFFSET - IF NO RELATED COST OFFSET TO A&G			0.00
TOTAL EXPENSES			532,628.00

